

Decorative Collection
2024/2025 — Unique, versatile,
modular and customisable
collections. Lighting solutions
integrated in exclusive global designs
that beautify any space.

LedsC4

Quality lighting improves the spaces it illuminates, triggering emotions and influencing our perception of the environment. Good light accompanies and looks after you, enhances well-being and improves people's quality of life. Our lighting culture is our passion for exploring its possibilities, understanding it, creating it and experiencing it, and this ambition is reflected in our solutions that strike the optimal balance between quality, design, technology, service and care for the environment. We work quality lighting organically and flexibly to ensure the spaces we illuminate become places.

La lumière de qualité améliore les espaces qu'elle éclaire, suscite des émotions et influence notre perception de l'environnement. La bonne lumière accompagne et protège, contribue au bien-être et améliore la qualité de vie des personnes. Notre culture de la lumière se traduit par la passion pour explorer ses possibilités, la comprendre, l'expérimenter et créer de solutions offrant le meilleur équilibre entre qualité, design, technologie, service et respect de l'environnement. Nous travaillons la lumière de qualité de manière organique et flexible pour que les espaces que nous éclairons deviennent des endroits importants.



Warm light — Comfortable illumination
that interacts with our senses.

Lumière chaude — Éclairage confortable
qui interagit avec nos sens.





Benedito Design

We seek the freedom of the architect, giving a value of representation to space by working technically to maximize the piece, so that it enriches the architectures.

Nous recherchons la liberté de l'architecte, pour donner une valeur représentative à l'espace, en travaillant techniquement pour maximiser la pièce, afin qu'elle enrichisse les architectures.


Modularity, design, and technology.
Modularité, design et technologie.





Modularity — Options that adapt to the space through composition possibilities.

Modularité — Des options qui s'adaptent à l'espace grâce aux possibilités de composition



Materials — Noble textures
and customizable finishes.

Matériaux — Textures nobles
et finitions personnalisables.





Customization — Freedom to customise every project.

Personnalisation — La liberté dans la personnalisation de chaque projet.


Each space is unique, that's why we consider freedom and customization so important. At Keops, we reinterpret a classic, returning to the origins, to the light bulb, but with a very high level of customization. Our proposal is to play with desaturated, matte, earthy colors, but the lighting fixture adapts 100% to any combination.

Chaque espace est unique, c'est pourquoi nous considérons la liberté et la personnalisation si importantes. Avec Keops, nous réinterprétons un classique en revenant aux origines, à l'ampoule, mais avec une très grande possibilité de personnalisation. Notre proposition est de jouer avec des couleurs désaturées, mates, terreuses, mais le luminaire est 100 % adaptable à n'importe quelle combinaison.



Lagranja Design

*Customisable colours on request.
Couleurs personnalisables sur demande.*





Sustainable manufacturing processes.
Processus de fabrication durables.

*Sustainable plastic teardrops from recovered materials.
Pampilles en plastique durable d'origine récupéré.*



Nahtrang Studio

We change the view of a material to give it another value, another property. That way, we dignify it and achieve an identity with added concepts like sustainability, easy assembly and compositional freedom.

Nous changeons la vision du matériau pour lui conférer une autre valeur, une autre propriété. De cette manière, nous lui donnons de la dignité et nous obtenons une identité avec des concepts supplémentaires tels que la durabilité, la facilité d'assemblage et la liberté de composition.

Reinterpretation of contemporary classics. Réinterprétation des classiques contemporains.






Francesc Vilaró


My creations are linked to convenient, honest geometries and volumes. I strive for functionality and a language that makes them timeless.

Mes créations sont liées aux géométries et aux volumes pratiques et honnêtes. Je recherche une fonctionnalité et un langage qui les rendent intemporels.

When the product is honest and functional, it becomes timeless.

Quand le produit est honnête et fonctionnel, il devient intemporel.








I often find inspiration for my lighting designs in nature. With Perlina I wanted to capture the light atmospheres seen at different times of day.

Pour mes créations d'éclairage, je m'inspire souvent de la nature. Avec Perlina, j'ai souhaité capturer les atmosphères lumineuses que l'on peut observer à différents moments de la journée.



Nina Mair

Warm light contributes to a sense of comfort and a pleasant room atmosphere.
La lumière chaude apporte à la pièce une sensation de confort et une ambiance agréable.





Decorative Collection
2024/2025

LedsC4

Index / Index

The finishes and tones shown may not be completely accurate due to slight variations in production, photographic lighting factors and printing.

Les finitions et les teintes affichées peuvent ne pas être tout à fait exactes en raison de légères variations au niveau de la production, ainsi que de facteurs liés à l'éclairage photographique et à l'impression.

Modular systems / Systèmes modulaires

N → New
Nouveauté
● Essential
Essentiel



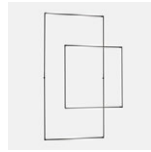
Circular
014



Geometric
026



N → Scarlett
038



Tubs Modular
050



Deltatrack
074

Pendants / Suspensions




Voiles
080



Levels
088



Ilargi
098




Iris
102




Plat
106




Khoi
110



Glam
112




N → Gong
116



Coco
122



Shoemaker
126




Veneto
130




Catenaria
134



Nimes
138



Noway
140



● N → Keops
144




Attic
152



Super Attic
161



N → H
166



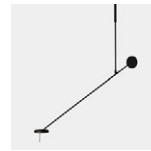
● Napa
170



Candle
172



Tubs
182




Invisible
186



Prolix
190




Dew
194



Alive
198



● Punto
202



● Mist
206



Circ
208



Caprice
212



● Pipe
214



Stylus
216



Bravo
218




● Caribe
220



Bol
221



Net
222



Umbrella
222


Ceiling fixtures / Plafonniers



Levels
224




N → Gong
230



Spark
236



Caprice
240



● Miso
242



Bol
246



Vetro
246

Ceiling lights with spotlight / Plafonniers-projecteurs




Prolix
247

• Simply
250

• Pipe
251

• Stylus
252

Wall fixtures / Appliques



N → Perlina
254

Voiles
258

Spark
260

Trip
266

Trip Glass
272

Bloom
274

Tubs
276

Invisible
280



N → Prolix
282

Veneto
285

Big Bang
286

Attic
288

Super Attic
292

H
296

Organic
300

Miso
301




Drone
302

Vetro
303

• Nude
303

Wall lights with reading light / Appliques avec liseuse



N → Perlina
304

Invisible
306

Chic
308


E-lamp
310

E-lamp Mini
312

Hall Slim
314

Gamma
316

Gamma Mini
317



Gamma SR
318

Gamma USB
319

Gamma Extend
320

Radar
321

• Simply
322

• Pipe
323

• Stylus
324

• Funk
325



Ivy
325

Bed
326

Link
327

Tip
327

Wall lights with shade / Appliques avec abat-jour



Hall Slim Screen
328

● Clip
330

● Metrica
332

Architectural wall lights / Appliques architecturales



Fino
336

Kub
338

Duna
339

N → Maai
340

Room
341

Neu
342

Oval
342

● Jet
343



● Lia
343

Lia LED
344

● Ges
345

Ges Circular
346

Table lamps / Lampes de table



Levels
348

Ilargi
354

H
356

Tubs
358

N → Perlina
362

Woody
365

Table lamps with flexion / Lampes à poser avec liseuse



N → Maca
366

Invisible
370

E-lamp
372

Gamma
373

Organic
374

Funk
375

Elva
376

● Queen
376



● Simply
377

● Nude
378

Table lamps with shade / Lampes à poser avec abat-jour



Premium
382

Hall
383

● Clip
384

● Metrica
386


Portable table lamps / Lampes à poser portables



Cocktail
388

Portobello
394

Floor lamps / Lampadaires



Levels
402

N → Perlina
406

Noway
408


Funk
413

Woody
413

H
414

Tubs
416

Circ
418



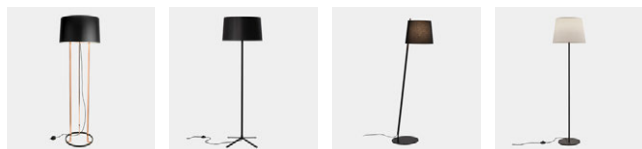
Invisible
420

Gamma
422

Organic
423

● Nude
424

Floor lamps with shade / Lampadaires avec abat-jour



Premium
428

Hall
429

● Clip
430

● Metrica
432

Bath / Salle de bains



N → Perlina
436

Bloom
438


Dresde LED
440

Toi LED
442

Toilet Slim
444

Toilet Q
446

● Mist
448



Vetro
450

Reflex Round
451

Vanity
452

Dec
454

Circle
454

Index of collections / Index des collections

Attic / Super Attic



Pendants / Suspensions
152



Pendants / Suspensions
161



Wall fixtures / Appliques
276



Wall fixtures / Appliques
292

Clip



Wall fixtures / Appliques
330



Table lamps / Lampes
de table 384



Floor lamps / Lampadaires
430

E-lamp / E-lamp Mini



Wall fixtures / Appliques
310



Wall fixtures / Appliques
312



Table lamps / Lampes
de table 372

Funk



Wall fixtures / Appliques
325



Table lamps / Lampes
de table 375



Floor lamps / Lampadaires
413

Gamma



Wall fixtures / Appliques
316



Wall fixtures / Appliques
317



Wall fixtures / Appliques
318



Wall fixtures / Appliques
319



Wall fixtures / Appliques
320



Table lamps / Lampes
de table 373



Floor lamps / Lampadaires
422

H




Pendants / Suspensions
167



Wall fixtures / Appliques
296

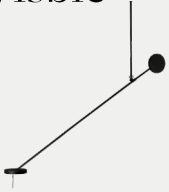


Table lamps / Lampes
de table 356

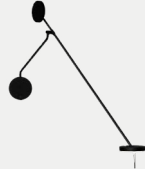


Floor lamps / Lampadaires
414

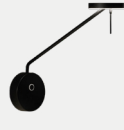
Invisible



Pendants / Suspensions
187



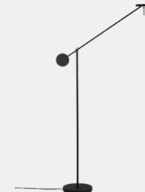
Wall fixtures / Appliques
280



Wall fixtures / Appliques
306



Table lamps / Lampes
de table 370



Floor lamps / Lampadaires
420

Levels



Pendants / Suspensions
088



Ceiling fixtures / Plafonniers
224



Table lamps / Lampes
de table 348



Floor lamps / Lampadaires
402

Nude



Wall fixtures / Appliques
303



Table lamps / Lampes
de table 378



Floor lamps / Lampadaires
424

Organic



Wall fixtures / Appliques
300




Table lamps / Lampes
de table 374



Floor lamps / Lampadaires
423

Perlina



Wall fixtures / Appliques
254, 304



Table lamps / Lampes
de table 362



Floor lamps / Lampadaires
406



Bath / Salle de bains
436

Pipe



Pendants / Suspensions
214



Ceiling fixtures / Plafonniers
251



Wall fixtures / Appliques
323

Prolix



Pendants / Suspensions
190



Ceiling fixtures / Plafonniers
247



Wall fixtures / Appliques
282

Simply



Ceiling fixtures / Plafonniers
250



Wall fixtures / Appliques
322



Table lamps / Lampes
de table 377

Stylus



Pendants / Suspensions
216

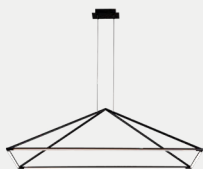


Ceiling fixtures / Plafonniers
252

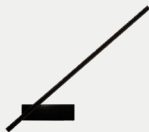


Wall fixtures / Appliques
324

Tubs



Pendants / Suspensions
182



Wall fixtures / Appliques
276



Table lamps / Lampes
de table 358



Floor lamps / Lampadaires
416

Modular systems Systèmes modulaires

014	Circular
026	Geometric
N → 038	Scarlett
050	Tubs Modular
074	Deltatrack

Circular

Benedito Design, 2018

The purity of the circle — Circular is a minimalist piece that plays around with light, meaning it works as an ambient or functional luminaire as required, given the wide range of variations it provides. With a clearly modern design, it champions versatility by offering three light directions, different sizes and diverse compositions, both vertical and horizontal, simple and chandelier.



La perfection du cercle — Circular est un modèle minimaliste qui joue avec la lumière, ce qui lui permet de fonctionner comme un luminaire d'ambiance ou fonctionnel grâce au vaste éventail de variations qu'il autorise. De ligne clairement contemporaine, il mise sur la polyvalence en offrant trois directions d'éclairage, différentes tailles et une grande diversité de compositions, que ce soit à la verticale ou à l'horizontale, simple ou sous forme de lustre.










Customisable installations through special projects.
Les installations personnalisables à travers des projets spéciaux.



*Features three different light directions: inward, outward and downward.
Avec possibilité de trois directions d'éclairage : intérieure, extérieure et inférieure.*

*All models are available in three finishes: white, black and gold.
Tous les modèles sont disponibles en trois finitions : blanc, noir et doré.*



*Silicone diffuser.
Diffuseur en silicone.*

Configure your Circular Horizontal

Configurez votre Circular Horizontal

C F	4	G	-00 X9	AZ DU	05
Light direction Direction de l'éclairage	Installation Installation	Standard combinations Combinaisons standard	Light temperature Température de la lumière	Power supply Source d'alimentation	Finishes Finitions
S Downward D Inward F Outward	4 Surface 5 Recessed	A E I M B F J N C G K O D H L P	A9 2400K V9 2700K W9 3000K X9 4000K	OU ON-OFF DU DALI RU 0-10V	05 Black 14 White EF Gold


1 Light direction

Direction de l'éclairage


* The lower light direction does not apply to chandeliers with different sizes of interlayered ring, like the standard combinations O, J, I, F and E.

* La direction de la lumière inférieure n'est pas applicable aux lustres dont les anneaux intercalés sont de tailles différentes, comme dans les combinaisons standard O, J, I, F et E.


S* Downward



D Inward



F Outward



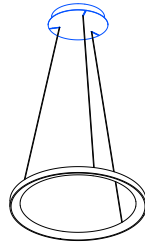
2 Installation

Installation

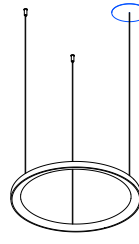
* Not available for chandeliers.

* Non disponible pour les lustres.

4 Surface

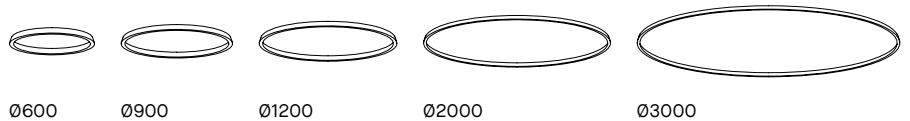


5* Recessed



3 Ring measurement

Dimension de l'anneau




4 Light temperature

Température de la lumière

A9 2400K




V9 2700K



W9 3000K



X9 4000K



5 Power supply

Source d'alimentation

OU ON/OFF

DU DALI

RU 0-10V

6 Finishes

Finitions

05 Black



14 White



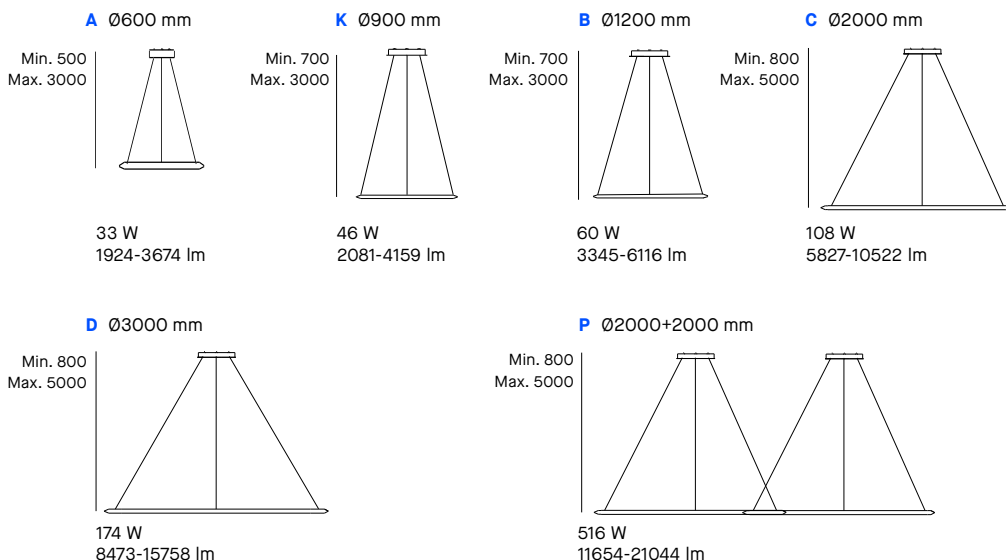
EF Gold



Standard combinations
 Combinaisons standard

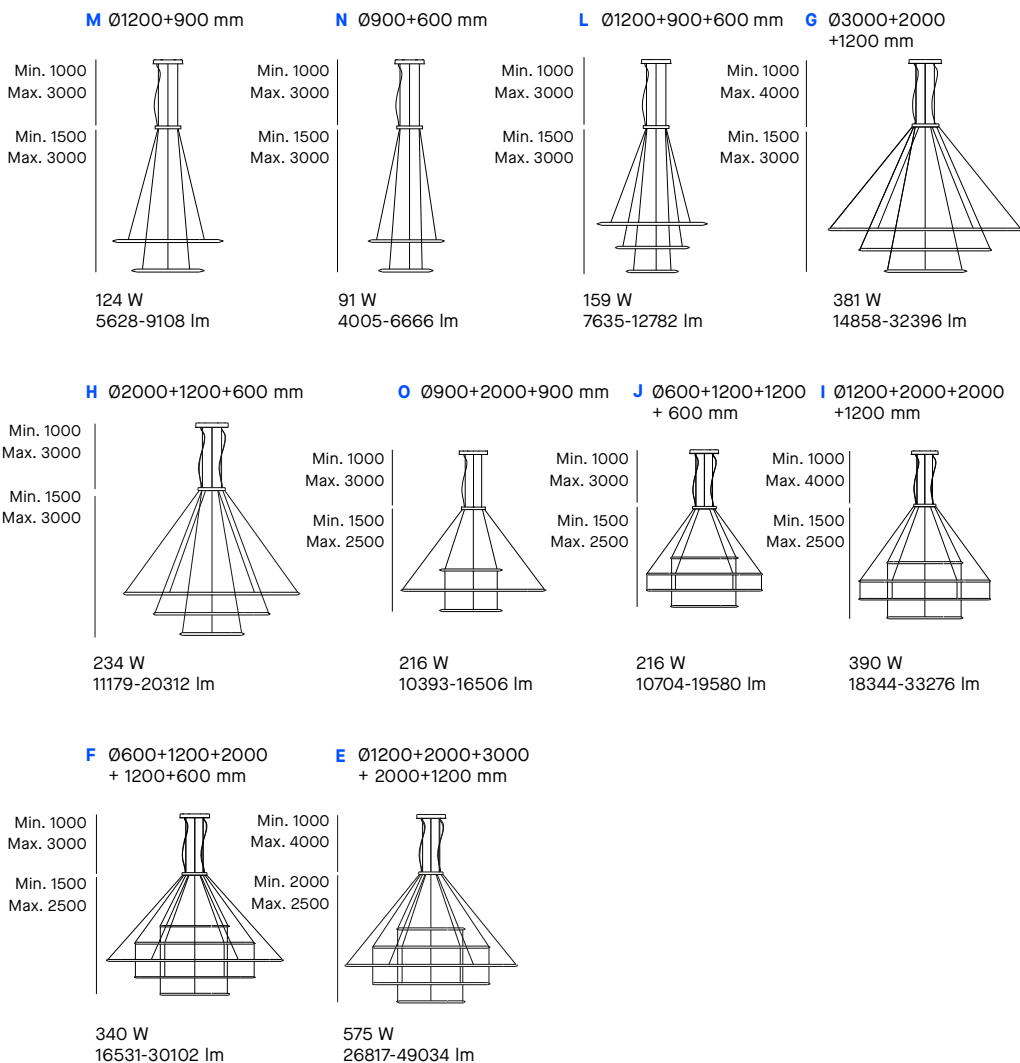
The W's indicated in the individual horizontal combinations refer to the direction of downward light (S).
 Les W indiqués dans les combinaisons individuelles horizontales font référence à la direction de l'éclairage vers le bas (S).

Individual horizontal
 Individuel horizontal



The W's indicated in the horizontal chandelier combinations refer to the direction of outward light (F).
 Les W indiqués dans les combinaisons sous forme de lustres horizontaux font référence à la direction de l'éclairage vers l'extérieur (F).

Chandelier horizontal
 Chandelier horizontal







CS5B-00W9AZOU05



CS4N-00W9AZOU05



CS4H-00W9AZOU05



CS4N-00W9AZOU14



CS4N-00W9AZOU0F



CS4H-00W9AZOU0F

*Surface-mounted.
Installation en saillie.*



CP4A-00W9AZOU05

*Recessed installation.
Installation encastrée.*



CV4A-00W9AZOU05



Configure your Circular Vertical

Configurez votre Circular Vertical

C P

Light direction
Direction de l'éclairage

- V** Inward
- P** Outward

4

Installation
Installation

- 4** Surface
- 5** Recessed

G

Standard combinations
Combinaisons standard

- A**
- K**
- B**

-00 X9

Light temperature
Température de la lumière

- A9** 2400K
- V9** 2700K
- W9** 3000K
- X9** 4000K

AZ DU

Power supply
Source d'alimentation

- OU** ON-OFF
- DU** DALI
- RU** 0-10V

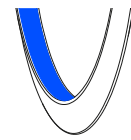
05

Finishes
Finitions

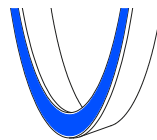
- 05** Black
- 14** White
- EF** Gold

1 Light direction Direction de l'éclairage

V Inward

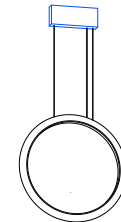


P Outward

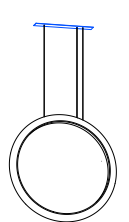


2 Installation Installation

4 Surface



5* Recessed



3 Ring measurement Dimension de l'anneau



Ø600



Ø900



Ø1200



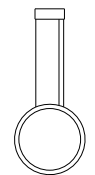
Ø2000



Ø3000

Standard combinations Combinaisons standard

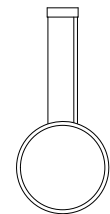
A Ø600 mm



Min. 800
Max. 3400

39 W
2007-3674 lm

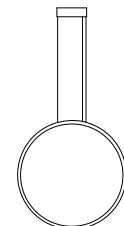
K Ø900 mm



Min. 1100
Max. 3700

53 W
2283-2992 lm

B Ø1200 mm



Min. 1400
Max. 4000

72 W
3345-6116 lm

4 Light temperature Température de la lumière

A9 2400K




V9 2700K



W9 3000K



X9 4000K



5 Power supply Source d'alimentation

OU ON/OFF

DU DALI

RU 0-10V

6 Finishes Finitions

05 Black



14 White



EF Gold



Modular geometry — Architecture can't be understood without geometry and vice versa. Geometric is a modular collection of maxims with the ability to adapt light to any space. Thanks to the possible combinations of its components, figures can be designed to fit in with any project, and the light can be directed and shaped.

Géométrie modulaire — Sans la géométrie, il est impossible de comprendre l'architecture et vice versa. Geometric est une collection modulaire qui offre un maximum d'options et une capacité d'adapter l'éclairage à n'importe quel espace. Grâce aux combinaisons de ses composants, on peut créer des figures qui s'ajustent à chaque projet de manière à orienter et à façonner la direction de la lumière.





*Configurator for customisation available.
Configurateur de personnalisation disponible.*

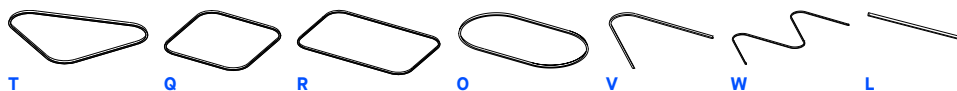
geometric.ledsc4.com

Configure your Geometric

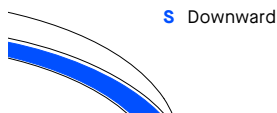
Configurez votre Geometric

T	S	4	Z	-00	X9	AZ	RU	05
Structure Structure	Light direction Direction de l'éclairage	Installation Installation	Standard combinations Combinaisons standard		Light temperature Température de la lumière		Power supply Source d'alimentation	Finishes Finitions
T Triangle Q Square R Rectangle O Oval V V shape W Zigzag L Lineal	S Downward	4 Surface 5 Recessed 6 Mini 7 Slim 8 Slim Recessed	S W T X U Y V Z		A9 2400K V9 2700K W9 3000K X9 4000K		OS ON-OFF DS DALI DU DALI RU 0-10V	05 Black 14 White EF Gold

1 Structure Structure

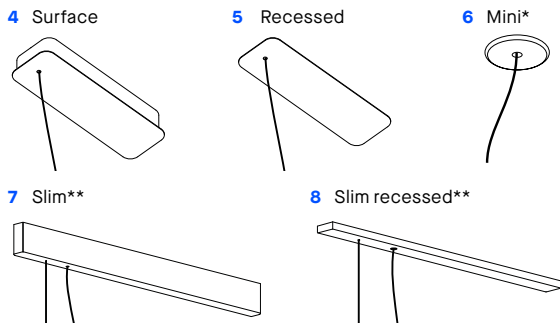


2 Light direction Direction de l'éclairage



3 Installation Installation

* Rear access is required for this installation.
* Un accès arrière est requis pour cette installation.



** In standard combinations only available for V, W and L structures and OS and DS light sources (for more options consult the configurator).
** Dans les combinaisons standard, disponibles uniquement pour les structures V, W et L et les alimentations OS (ON-OFF) et DS (DALI) (pour plus d'options, voir le configurateur).


4 Light temperature Température de la lumière



5 Power supply Source d'alimentation

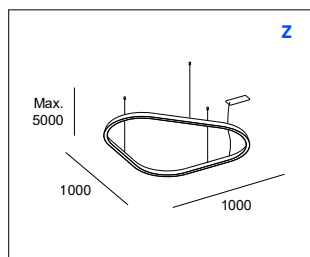


6 Finishes Finitions

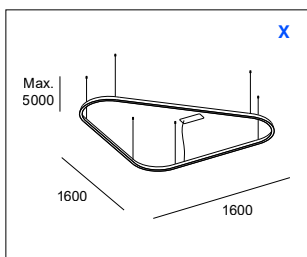


Standard combinations Combinaisons standard

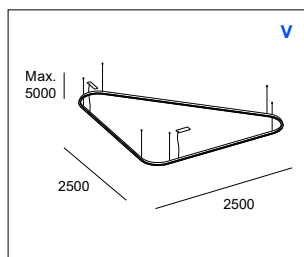
TRIANGLES



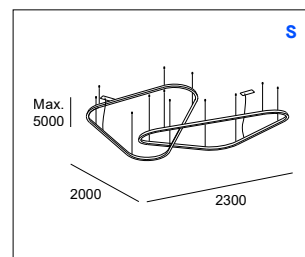
68 W
3394-4416 lm



110 W
5638-7336 lm

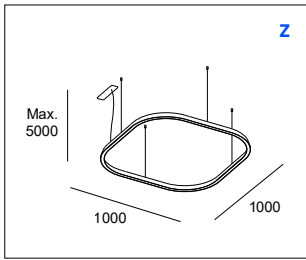


172 W
9005-11717 lm

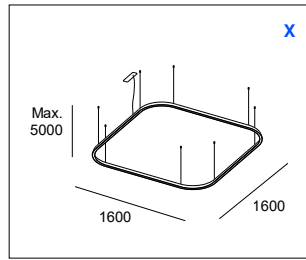


220 W
11276-14672 lm

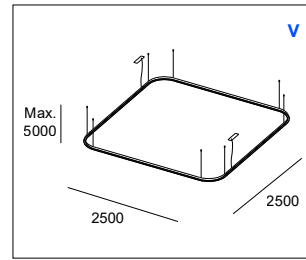
SQUARES



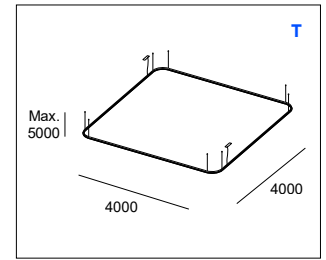
76 W
3825-4978 lm



125 W
6455-8399 lm

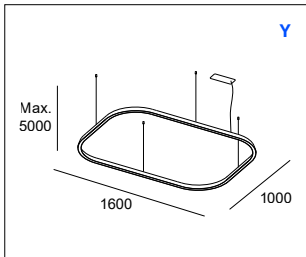


199 W
10399-13531 lm

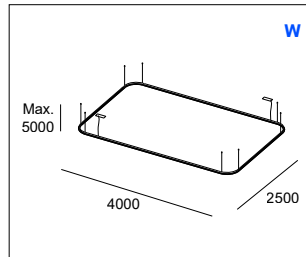


319 W
16973-22085 lm

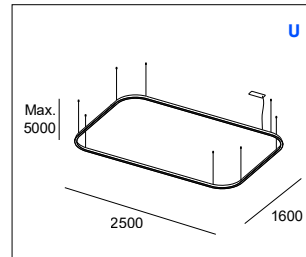
RECTANGLES



100 W
5140-6688 lm

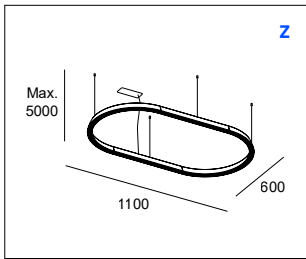


161 W
8427-10965 lm

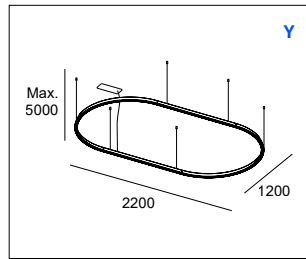


259 W
13686-17808 lm

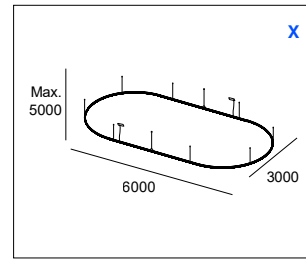
OVAL



61 W
3174-4065 lm

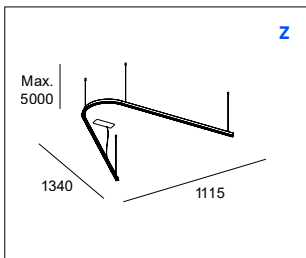


122 W
6344-8125 lm

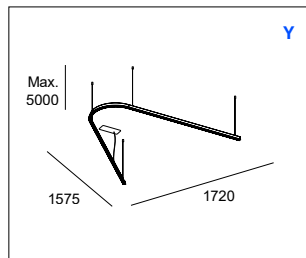


324 W
16849-21579 lm

V SHAPE

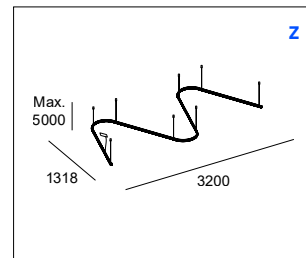


57.4 W
2977-3812 lm

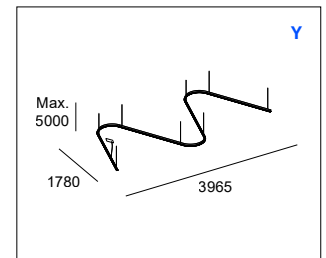


78.6 W
4071-5214 lm

ZIGZAG

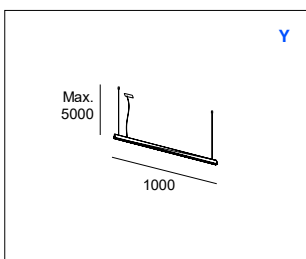


130 W
6742-8634 lm

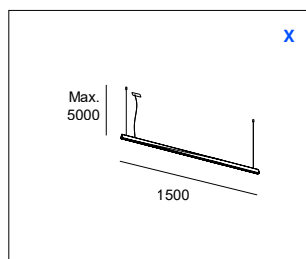


172 W
8930-11437 lm

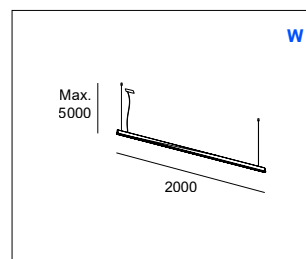
LINEAL



21 W
1094-1402 lm



31 W
1642-2102 lm



42 W
2189-2803 lm

Configurator Components

Composants du Configurateur

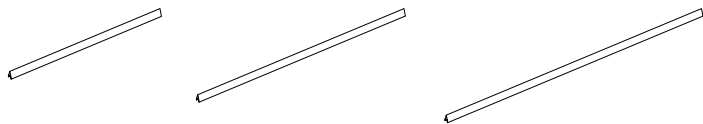
To create free-form figures that suit your project
 Pour créer des figures libres adaptées à votre projet

Lineals
 Droites

1000mm

1500mm

2000mm



Curves
 Courbes

Ø600 mm

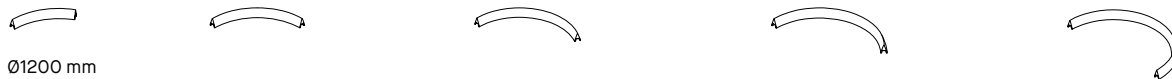
60°

90°

120°

135°

180°



Ø1200 mm

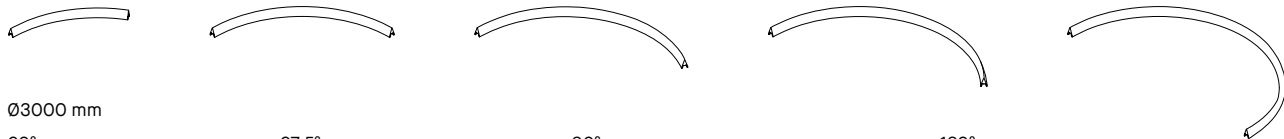
60°

90°

120°

135°

180°



Ø3000 mm

60°

67,5°

90°

120°

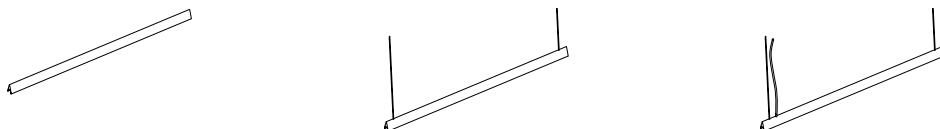


Each track has the option of:
 Chaque rail offre l'option suivante:

Without supports
 Sans fixations

With supports
 Avec fixations

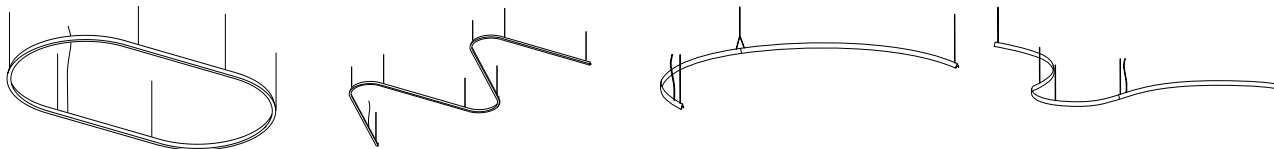
With supports and feed cable
 Avec fixations et raccordement



Possible combinations Combinaisons possibles

Standard combinations
 Combinaisons standard

Free combinations
 Combinaisons libre



Ceiling rose
 Patère

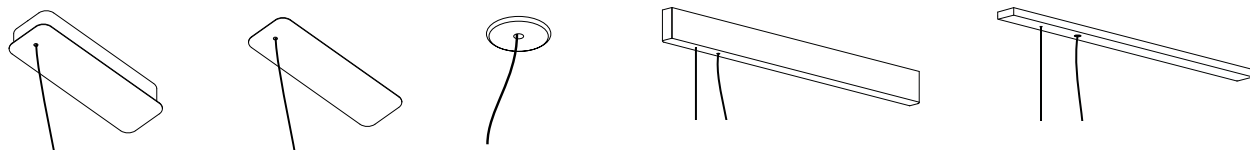
Surface

Recessed

Mini

Slim

Slim recessed



Configure your luminaire
 Configurez votre luminaire





*All models are available in three finishes: white, black and gold.
Tous les modèles sont disponibles en trois finitions : blanc, noir et doré.*









Numerous combinations of structures, rosettes and finishes available.
Nombreuses combinaisons de structures, de patères et de finitions disponibles.



LS8Y-00W9AZOS05




OS4Z-00W9AZOS14



VS7Z-00W9AZOS05



WS8Z-00W9AZOSEF



TS4S-00W9AZOS14



QS5Z-00W9AZOS05



Scarlett

Nahtrang Studio, 2024

Light at the forefront — Scarlett presents a contemporary twist on classic chandeliers. This new collection skilfully plays with the colours of its teardrops and essential geometries, resulting in sophisticated shadow projections and an array of hues. Furthermore, it provides highly functional lighting features for a variety of ceiling settings and offers the flexibility to adjust the colour temperature as needed. The use of sustainable materials is at the forefront of the design, making it a defining feature of the luminaire. This collection can also be personalised by experimenting with different component sizes and exploring the various colour options available through the configurator.

La lumière en vedette — Scarlett remet le lustre classique au goût du jour. Cette nouvelle collection joue magistralement avec la couleur de ses pampilles et de ses géométries essentielles, créant d'élégantes projections de nuances et de tons. En outre, ce modèle présente des caractéristiques d'éclairage très fonctionnelles pour illuminer les plafonds dans une multitude de décors tout en permettant de régler la température de couleur au gré de ses envies. Sa fabrication à base de matériaux durables constitue l'un de ses principaux points forts. Cette collection peut également être personnalisée en jouant sur la taille des pièces et les différentes couleurs disponibles, grâce au configurateur.





*Configurator for customisation available.
Configurateur de personnalisation disponible.*

scarlett.ledsc4.com

Configure your Scarlett

Configurez votre Scarlett

S	Q	S	I	-A	A	A	-SA
Figure Figure		Installation Installation	Construction Construction	LEVEL 1 Figure sizes Dimensions figure	LEVEL 2 Figure sizes Dimensions figure	LEVEL 3 Figure sizes Dimensions figure	LEVEL 1 Size/Finish tear Dimension/finition pampille
C Circular Q Square		S Surface P Pendant	I Individual T Tower C Chandelier	A 530mm B 730mm C 930mm O None	A 530mm B 730mm C 930mm O None	A 530mm B 730mm C 930mm O None	L 29cm A D O S 17cm B E C F O None C F

1 Figure Figure

C Circular



Q Square



2 Installation Installation

S Surface



P Pendant




3 Construction Construction

I Individual




T Tower



Max. 2 levels in the same size.
Maximum 2 niveaux de même taille.


C Chandelier




Max. 3 levels from biggest to smallest.
Maximum 3 niveaux de taille descendante.

4 Figure sizes Dimensions figure


LEVEL 1
LEVEL 2
LEVEL 3




A Ø 530 mm
530×530 mm



B Ø 730 mm
730×730 mm



C Ø 930 mm
930×930 mm



O Cases with no level.
Cas sans niveau.

5 Teardrop size Dimension pampille

L 29 cm **S** 17 cm




O Cases with no level.
Cas sans niveau.

6 Finishes Finitions

A Blue 80




B Blue 20



C Gray 80




D Gray 20



E Nude 80



F Nude 20



O Cases with no level.
Cas sans niveau.

Finishes may undergo changes depending on multiple factors.
Les finitions peuvent varier en fonction de nombreux facteurs.

7 Power supply Source d'alimentation


OS ON-OFF
220-240V

DU DALI
100-240V

8 Light temperature Température de la lumière

The piece contains a CCT switch.
La pièce contient un interrupteur CCT.


V9 2700K



W9 3000K



X9 4000K



SA

LEVEL 2
 Size/Finish tear
 Dimension/finition pampille

L 29cm | A D O
 S 17cm | B E
 O None | C F

SA

LEVEL 3
 Size/Finish tear
 Dimension/finition pampille

L 29cm | A D O
 S 17cm | B E
 O None | C F

-DU

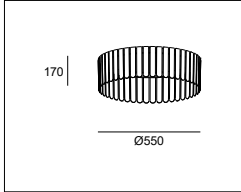
Power supply
 Source d'alimentation

OS ON-OFF
 DU DALI

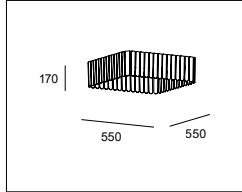
V

Light temperature
 Température de la lumière

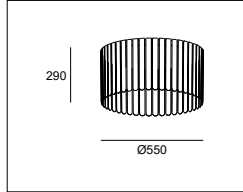
V 2700K
 W 3000K
 X 4000K



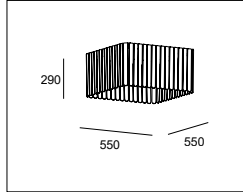
SCSI-A00-SC0000-OSV
 SCPI-A00-SC0000-OSV



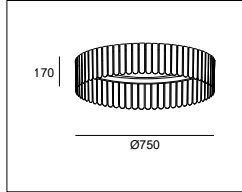
SGSI-A00-SF0000-OSV
 SQPI-A00-SF0000-OSV



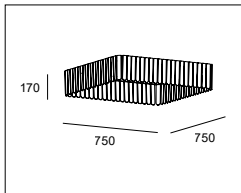
SCSI-A00-LD0000-OSV
 SCPI-A00-LD0000-OSV



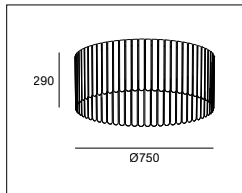
SGSI-A00-LA0000-OSV
 SQPI-A00-LA0000-OSV



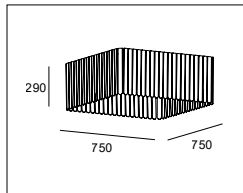
SCSI-B00-SE0000-OSV
 SCPI-B00-SE0000-OSV



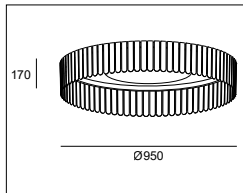
SGSI-B00-SB0000-OSV
 SQPI-B00-SB0000-OSV



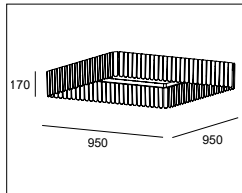
SCSI-B00-LF0000-OSV
 SCPI-B00-LF0000-OSV



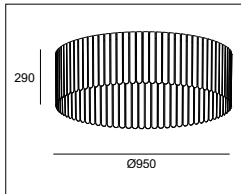
SGSI-B00-LE0000-OSV
 SQPI-B00-LE0000-OSV



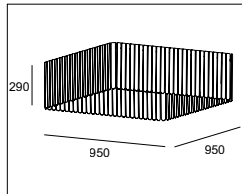
SCSI-C00-SA0000-OSV
 SCPI-C00-SA0000-OSV



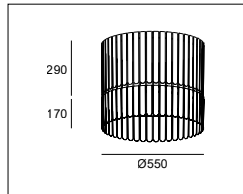
SGSI-C00-SD0000-OSV
 SQPI-C00-SD0000-OSV



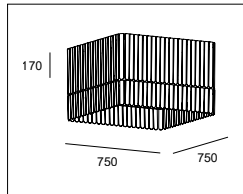
SCSI-C00-LB0000-OSV
 SCPI-C00-LB0000-OSV



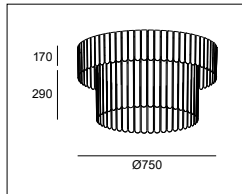
SGSI-C00-LC0000-OSV
 SQPI-C00-LC0000-OSV



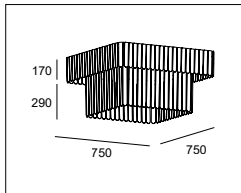
SCST-AA0-LCSD00-OSV
 SCPT-AA0-LCSD00-OSV



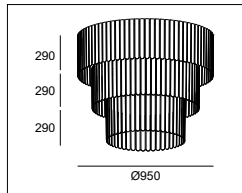
SGST-BB0-LASB00-OSV
 SQPT-BB0-LASB00-OSV



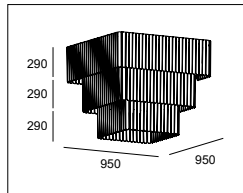
SCSC-BA0-SELF00-OSV
 SCPC-BA0-SELF00-OSV



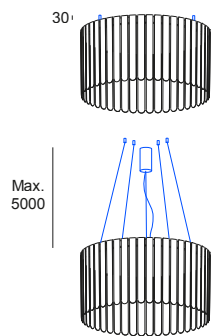
SGSC-BA0-SELF00-OSV
 SQPC-BA0-SELF00-OSV



SCSC-CBA-LALALB-OSV
 SCPC-CBA-LALALB-OSV



SGSC-CBA-LCLCLD-OSV
 SQPC-CBA-LCLCLD-OSV



COMMON INFORMATION INFORMATIONS COMMUNES

Surface structure 30mm
 Pendant structure Max.

5000mm
 3737-3907 lm
 55 W



Configure your luminaire
 Configurez votre luminaire







The finishes and tones shown may not be completely accurate due to slight variations in production, photographic lighting factors and printing.

Les finitions et les teintes affichées peuvent ne pas être tout à fait exactes en raison de légères variations au niveau de la production, ainsi que de facteurs liés à l'éclairage photographique et à l'impression.





*Different combinations and installation options.
Différentes combinaisons et possibilités d'installation.*



SQPT-BBO-LCSD00-OSV



SCPC-CBO-LFLE00-OSV





Tubs Modular

Organic three-dimensionality —
Tubs is an organic lighting system that can fill a space with a strong lighting presence or fill a void with a pleasant ambient effect. Its dynamism is based on this duality: its ability to switch between easily shining its light halo directly or working with a reflected light. In any case, its modular structure means its shape can be configured as desired thanks to a broad range of connectors and how easy it is to connect them.

Tridimensionnalité organique —
Tubs est un système d'éclairage organique, capable de remplir l'espace de sa forte présence lumineuse ou d'occuper le vide grâce à un agréable effet d'ambiance. Son dynamisme repose sur cette dualité, celle de pouvoir jouer avec la possibilité d'orienter facilement son halo lumineux avec un effet direct ou de travailler avec une lumière réfléchi. Quoi qu'il en soit, sa structure modulaire permet de configurer sa forme au gré des envies, grâce aux nombreux connecteurs et à leur grande facilité d'assemblage.





*Configurator for customisation available.
Configurateur de personnalisation disponible.*

tubs.ledsc4.com

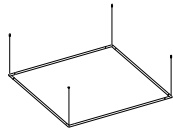




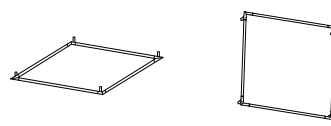
Configure your Tubs Modular Configurez votre Tubs Modular

1 Installation Installation

Ceiling pendant

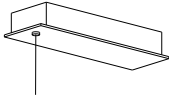


Ceiling/Wall surface

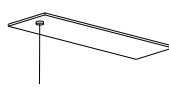


2 Type of ceiling rose Type de patère

Ceiling
Surface



Recessed

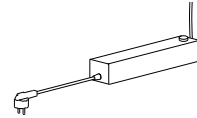


Recessed mini*



Wall

Potentiometer



Recessed mini*



3 Components Composants

Light Tubes



605 mm
900 mm
1200 mm
1495 mm



Ø 600mm

Tracks



50 mm
900 mm
1495 mm

Light Tubes connectors



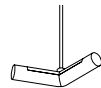
Initial/final



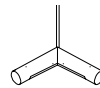
180°



90°



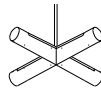
120°



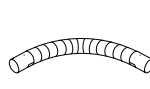
135°



Triple



Cuadruple



Flexo



Wall attachment
clip

Track connectors



Between
levels



Between
light tubes

Accessories



Honeycomb



Spot



Sphere
Opal or transparent




Disc
Opal or transparent



4 Light temperature Température de la lumière

2700K



3000K



5 Power supply Source d'alimentation

ON/OFF	105 W	ON/OFF	180 W
DALI	105 W	DALI	180 W
ON/OFF	320 W		
DALI	320 W		



Configure your luminaire
Configurez votre luminaire





*The versatility of the Tubs Modular components and accessories allow you to create unique compositions.
La polyvalence des composants et accessoires de Tubs Modular permet de créer des compositions uniques.*



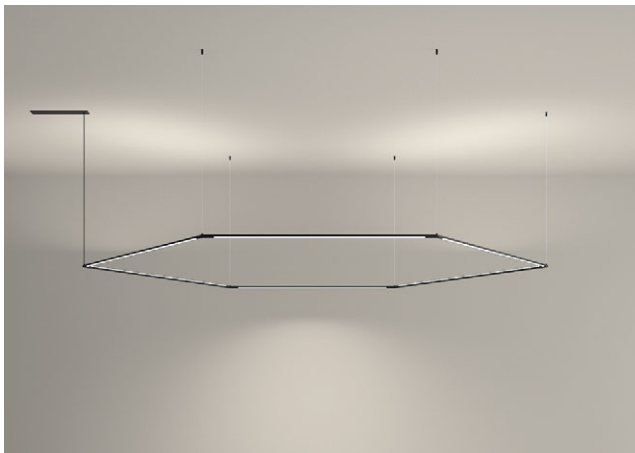


*Fast and easy assembly system.
Système de montage simple et rapide.*

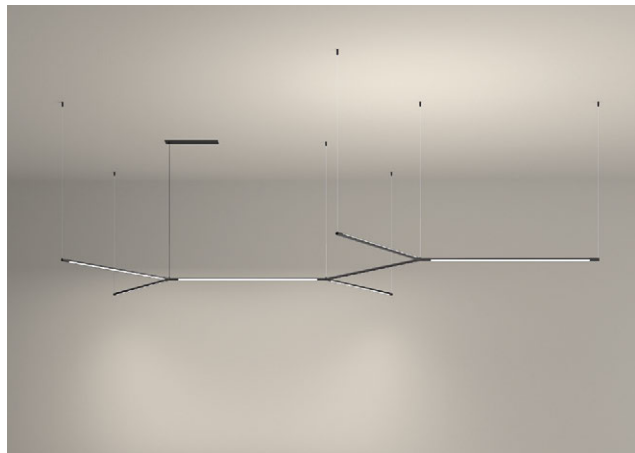
*Tubs Modular has accessories in different finishes.
Tubs Modular propose des accessoires de différentes finitions.*





Hanging structures that can either be surface-mounted or installed as pendants, with different ceiling rose options.
Structures suspendues avec possibilité d'installation en surface ou suspension et différentes options de patère.



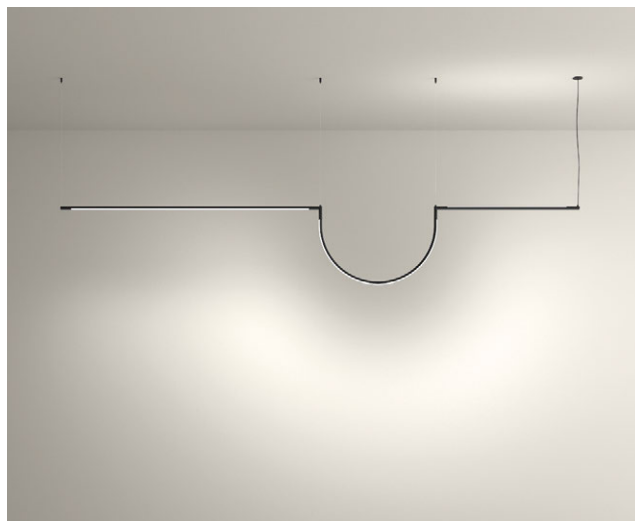
Recessed installation.
Installation encastré.



Wall-mounted installation.
Installation en surface.



Remote installation with mini rosette.
Installation à distance avec mini rosace.



Wall structures with various installation options.
Structures murales offrant différentes options d'installation.



Remote installation with mini rosette.
Installation à distance avec mini rosace.



Installation with external case and plug.
Installation avec boîtier extérieur et prise.





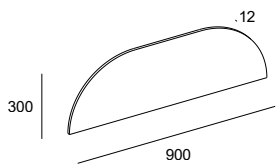


*360° rotation of the point of light.
Rotation de 360° du point lumineux.*

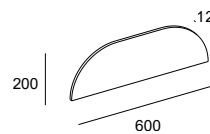


With the felt panels, you can create customisable compositions, providing the installation with sound-absorbing properties.
 Avec les panneaux de feutre, il est possible de créer des compositions personnalisables en ajoutant des caractéristiques d'absorption acoustique à l'installation.

Not included
 Non inclus




Finishing	Code
GA ●	71-8498-GA-GA
GB ●	71-8498-GB-GB
01 ●	71-8498-GP-01*
03 ●	71-8498-GP-03*
05 ●	71-8498-GP-05*
07 ●	71-8498-GP-07*
12 ●	71-8498-GP-12*
22 ●	71-8498-GP-22*
28 ●	71-8498-GP-28*



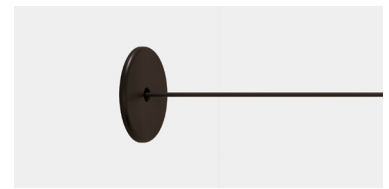
Finishing	Code
GA ●	71-8497-GA-GA
GB ●	71-8497-GB-GB
01 ●	71-8497-GP-01*
03 ●	71-8497-GP-03*
05 ●	71-8497-GP-05*
07 ●	71-8497-GP-07*
12 ●	71-8497-GP-12*
22 ●	71-8497-GP-22*
28 ●	71-8497-GP-28*

*Order subject to a minimum of units, check conditions and delivery times with our sales team.

*Commande soumise à un minimum d'unités, vérifier les conditions et les délais de livraison avec notre équipe commerciale.



Installation with potentiometer.
Installation avec potentiomètre.



Remote installation with mini built-in ceiling rose.
Installation à distance avec monture mini encastré.

Tubs Modular Wall Fixture

N → Tubs Modular Wall Fixture Lineal Simple

LED | CRI 90 | 13.1 W Total | Structure 05 ● Difussor M1 ○

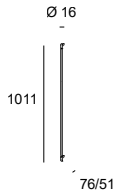
BODY MAT AL
DIF MAT PMMA
CLASE I

360°

- 05 Black / Noir
- M1 Opal white / Blanc opale

10-50 mm 18 mm*

*For remote installation only.
Pour installation à distance uniquement.



	K	Real Lm	Code
PWM 100-240V	2700	1090	05-A035-05-M1
ON-OFF 100-240V	2700	1090	05-A036-05-M1
DALI 100-240V	2700	1090	05-A037-05-M1
PWM 100-240V	3000	1253	05-8249-05-M1
ON-OFF 100-240V	3000	1253	05-A015-05-M1
DALI 100-240V	3000	1253	05-A022-05-M1

N → Tubs Modular Wall Fixture Lineal Double

LED | CRI 90 | 26.2 W Total | Structure 05 ● Difussor M1 ○

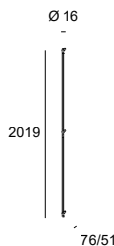
BODY MAT AL
DIF MAT PMMA
CLASE I

360°

- 05 Black / Noir
- M1 Opal white / Blanc opale

10-50 mm 18 mm*

*For remote installation only.
Pour installation à distance uniquement.



	K	Real Lm	Code
PWM 100-240V	2700	2180	05-A038-05-M1
ON-OFF 100-240V	2700	2180	05-A039-05-M1
DALI 100-240V	2700	2180	05-A040-05-M1
PWM 100-240V	3000	2506	05-8250-05-M1
ON-OFF 100-240V	3000	2506	05-A016-05-M1
DALI 100-240V	3000	2506	05-A023-05-M1

N → Tubs Modular Wall Fixture Square

LED | CRI 90 | 35.2 W Total | Structure 05 ● Difussor M1 ○

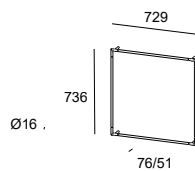
BODY MAT AL
DIF MAT PMMA
CLASE I

360°

- 05 Black / Noir
- M1 Opal white / Blanc opale

10-50 mm 18 mm

*For remote installation only.
Pour installation à distance uniquement.

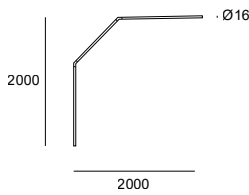


	K	Real Lm	Code
PWM 100-240V	2700	2904	05-A029-05-M1
ON-OFF 100-240V	2700	2904	05-A030-05-M1
DALI 100-240V	2700	2904	05-A031-05-M1
PWM 100-240V	3000	3340	05-8255-05-M1
ON-OFF 100-240V	3000	3340	05-A013-05-M1
DALI 100-240V	3000	3340	05-A020-05-M1

N → Tubs Modular Wall Fixture Combination

LED | CRI 90 | 48.1 W Total | Structure 05 ● Difussor M1 ○

BODY MAT AL
DIF MAT PMMA
CLASE I
360°



● 05 Black / Noir
○ M1 Opal white / Blanc opale

10-50 mm 18 mm*

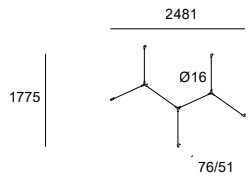
*For remote installation only.
Pour installation à distance
uniquement.

	K	Real Lm	Code
PWM 100-240V	2700	3996	05-A041-05-M1
ON-OFF 100-240V	2700	3996	05-A042-05-M1
DALI 100-240V	2700	3996	05-A043-05-M1
PWM 100-240V	3000	4593	05-A017-05-M1
ON-OFF 100-240V	3000	4593	05-A018-05-M1
DALI 100-240V	3000	4593	05-A019-05-M1

N → Tubs Modular Wall Fixture Molecular

LED | CRI 90 | 61.6 W Total | Structure 05 ● Difussor M1 ○

BODY MAT AL
DIF MAT PMMA
CLASE I
360°



● 05 Black / Noir
○ M1 Opal white / Blanc opale

10-50 mm 18 mm*

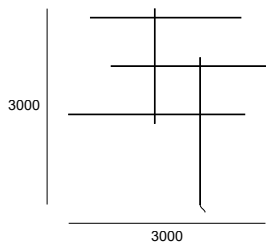
*For remote installation only.
Pour installation à distance
uniquement.

	K	Real Lm	Code
PWM 100-240V	2700	5082	05-A032-05-M1
ON-OFF 100-240V	2700	5082	05-A033-05-M1
DALI 100-240V	2700	5082	05-A034-05-M1
PWM 100-240V	3000	5845	05-8279-05-M1
ON-OFF 100-240V	3000	5845	05-A014-05-M1
DALI 100-240V	3000	5845	05-A021-05-M1

N → Tubs Modular Wall Fixture Reticle

LED | CRI 90 | 140.3 W Total | Structure 05 ● Difussor M1 ○

BODY MAT AL
DIF MAT PMMA
CLASE I
360°



● 05 Black / Noir
○ M1 Opal white / Blanc opale

10-50 mm 18 mm

	K	Real Lm	Code
ON-OFF 100-240V	2700	11621	05-A044-05-M1
DALI 100-240V	2700	11621	05-A045-05-M1
ON-OFF 100-240V	3000	13361	05-A024-05-M1
DALI 100-240V	3000	13361	05-A025-05-M1



Ceiling rose surface-mounted
Monture surface



Ceiling rose built-in
Monture encastré



Remote installation with mini built-in
ceiling rose.
Installation à distance avec monture
mini encastré.

Tubs Modular Pendant

N → Tubs Modular Pendant Single 600mm

LED | CRI 90 | 8.8 W Total | Structure 05 ● Difussor M1 ○

BODY MAT AL
DIF MAT PMMA

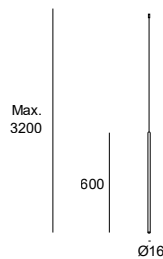
CLASE I
360°

● 05 Black / Noir
○ M1 Opal white / Blanc opale

10-50 mm

87 × 244 mm (00-A176/00-A088)
84 × 314 mm (00-A177/00-A089)

18 mm



	K	Real Lm	Code
ON-OFF 220-240V	2700	726	00-A176-05-M1
DALI 100-240V	2700	726	00-A177-05-M1
ON-OFF 100-240V	2700	726	00-A178-05-M1
DALI 100-240V	2700	726	00-A179-05-M1
ON-OFF 220-240V	3000	835	00-A088-05-M1
DALI 100-240V	3000	835	00-A089-05-M1
ON-OFF 100-240V	3000	835	00-A090-05-M1
DALI 100-240V	3000	835	00-A091-05-M1

N → Tubs Modular Pendant Single 900mm

LED | CRI 90 | 13.1 W Total | Structure 05 ● Difussor M1 ○

BODY MAT AL
DIF MAT PMMA

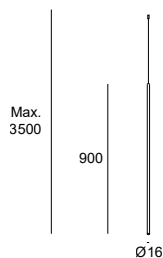
CLASE I
360°

● 05 Black / Noir
○ M1 Opal white / Blanc opale

10-50 mm

87 × 244 mm (00-A180/00-A092)
108 × 314 mm (00-A181/00-A093)

18 mm



	K	Real Lm	Code
ON-OFF 220-240V	2700	1090	00-A180-05-M1
DALI 100-240V	2700	1090	00-A181-05-M1
ON-OFF 100-240V	2700	1090	00-A182-05-M1
DALI 100-240V	2700	1090	00-A183-05-M1
ON-OFF 220-240V	3000	1253	00-A092-05-M1
DALI 100-240V	3000	1253	00-A093-05-M1
ON-OFF 100-240V	3000	1253	00-A094-05-M1
DALI 100-240V	3000	1253	00-A095-05-M1

N → Tubs Modular Pendant Lineal Double

LED | CRI 90 | 17.6 W Total | Structure 05 ● Difussor M1 ○

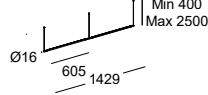
BODY MAT AL
DIF MAT PMMA
CLASE I
360°

- 05 Black / Noir
- M1 Opal white / Blanc opale

10-50 mm

84 × 314 mm (00-A134/00-8248)
87 × 244 mm (00-A138/00-8292)

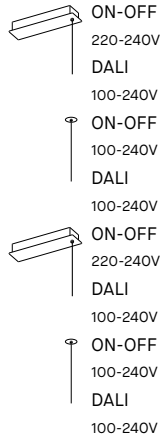
18 mm



K

Real Lm

Code



2700
2700
2700
2700
3000
3000
3000
3000

1452
1452
1452
1452
1670
1670
1670
1670

00-A138-05-M1
00-A134-05-M1
00-A139-05-M1
00-A135-05-M1
00-8292-05-M1
00-8248-05-M1
00-A060-05-M1
00-A058-05-M1

N → Tubs Modular Pendant Rectangular Horizontal

LED | CRI 90 | 61.4 W Total | Structure 05 ● Difussor M1 ○

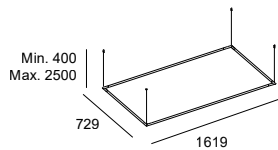
BODY MAT AL
DIF MAT PMMA
CLASE I
360°

- 05 Black / Noir
- M1 Opal white / Blanc opale

10-50 mm

84 × 314 mm (00-A128/00-8261)
87 × 244 mm (00-A140/00-8296)

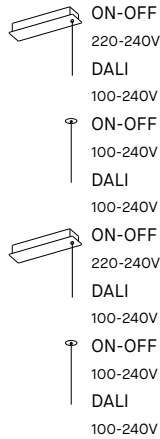
18 mm



K

Real Lm

Code



2700
2700
2700
2700
3000
3000
3000
3000

5084
5084
5084
5084
5846
5846
5846
5846

00-A140-05-M1
00-A128-05-M1
00-A141-05-M1
00-A129-05-M1
00-8296-05-M1
00-8261-05-M1
00-A061-05-M1
00-A055-05-M1

N → Tubs Modular Pendant Rectangular Vertical

LED | CRI 90 | 61.4 W Total | Structure 05 ● Difussor M1 ○

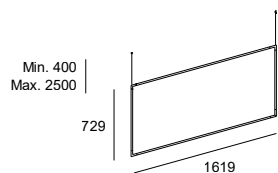
BODY MAT AL
DIF MAT PMMA
CLASE I
360°

- 05 Black / Noir
- M1 Opal white / Blanc opale

10-50 mm

84 × 314 mm (00-A126/00-8271)
87 × 244 mm (00-A142/00-8299)

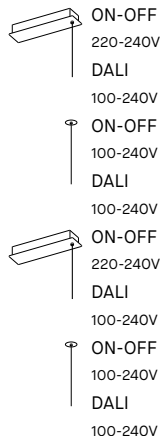
18 mm



K

Real Lm

Code



2700
2700
2700
2700
3000
3000
3000
3000

5084
5084
5084
5084
5846
5846
5846
5846

00-A142-05-M1
00-A126-05-M1
00-A143-05-M1
00-A127-05-M1
00-8299-05-M1
00-8271-05-M1
00-A062-05-M1
00-A054-05-M1

N → Tubs Modular Pendant Double Arch

LED | CRI 90 | 71.2 W Total | Structure 05 ● Difussor M1 ○

BODY MAT AL
DIF MAT PMMA

CLASE I
360°

- 05 Black / Noir
- M1 Opal white / Blanc opale

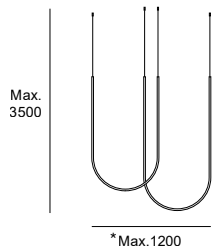
10-50 mm

87 × 244 mm (00-A154/00-A072)
108 × 314 mm (00-A155/00-A073)

18 mm

*Limitation only for installation with Mini Recessed rosette.

*Limitation uniquement pour l'installation avec patère Mini Recessed.



	K	Real Lm	Code
ON-OFF 220-240V	2700	5906	00-A154-05-M1
DALI 100-240V	2700	5906	00-A155-05-M1
ON-OFF 100-240V	2700	5906	00-A156-05-M1
DALI 100-240V	2700	5906	00-A157-05-M1
ON-OFF 220-240V	3000	6792	00-A072-05-M1
DALI 100-240V	3000	6792	00-A073-05-M1
ON-OFF 100-240V	3000	6792	00-A074-05-M1
DALI 100-240V	3000	6792	00-A075-05-M1

N → Tubs Modular Pendant Triplex Arch Cross

LED | CRI 90 | 119.7 W Total | Structure 05 ● Difussor M1 ○

BODY MAT AL
DIF MAT PMMA

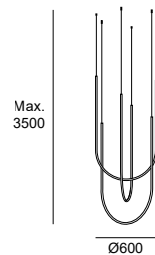
CLASE I
360°

- 05 Black / Noir
- M1 Opal white / Blanc opale

10-50 mm

87 × 244 mm (00-A158/00-A076)
108 × 314 mm (00-A159/00-A077)

18 mm



	K	Real Lm	Code
ON-OFF 220-240V	2700	9951	00-A158-05-M1
DALI 100-240V	2700	9951	00-A159-05-M1
ON-OFF 100-240V	2700	9951	00-A166-05-M1
DALI 100-240V	2700	9951	00-A167-05-M1
ON-OFF 220-240V	3000	11442	00-A076-05-M1
DALI 100-240V	3000	11442	00-A077-05-M1
ON-OFF 100-240V	3000	11442	00-A078-05-M1
DALI 100-240V	3000	11442	00-A079-05-M1

N → Tubs Modular Pendant Lineal Single with Arch

LED | CRI 90 | 26.8 W Total | Structure 05 ● Difussor M1 ○

BODY MAT AL
DIF MAT PMMA

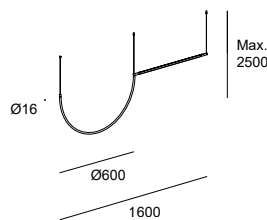
CLASE I
360°

- 05 Black / Noir
- M1 Opal white / Blanc opale

10-50 mm

87 × 244 mm (00-A146/00-A064)
108 × 314 mm (00-A147/00-A065)

18 mm



	K	Real Lm	Code
ON-OFF 220-240V	2700	1863	00-A146-05-M1
DALI 100-240V	2700	2227	00-A147-05-M1
ON-OFF 100-240V	2700	1863	00-A148-05-M1
DALI 100-240V	2700	2227	00-A149-05-M1
ON-OFF 220-240V	3000	2561	00-A064-05-M1
DALI 100-240V	3000	2561	00-A065-05-M1
ON-OFF 100-240V	3000	2143	00-A066-05-M1
DALI 100-240V	3000	2561	00-A067-05-M1

N → Tubs Modular Pendant Lineal Double with Arch

LED | CRI 90 | 40 W Total | Structure 05 ● Difussor M1 ○

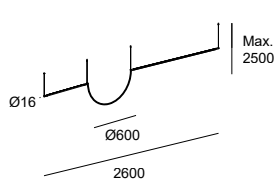
BODY MAT AL
DIF MAT PMMA
CLASE I
360°

- 05 Black / Noir
- M1 Opal white / Blanc opale

10-50 mm

87 × 244 mm (00-A150/00-A068)
108 × 314 mm (00-A151/00-A069)

18 mm



	K	Real Lm	Code
ON-OFF 220-240V	2700	3316	00-A150-05-M1
DALI 100-240V	2700	3316	00-A151-05-M1
ON-OFF 100-240V	2700	3316	00-A152-05-M1
DALI 100-240V	2700	3316	00-A153-05-M1
ON-OFF 220-240V	3000	3813	00-A068-05-M1
DALI 100-240V	3000	3813	00-A069-05-M1
ON-OFF 100-240V	3000	3813	00-A070-05-M1
DALI 100-240V	3000	3813	00-A071-05-M1

N → Tubs Modular Pendant Lineal Triangular

LED | CRI 90 | 26.4 W Total | Structure 05 ● Difussor M1 ○

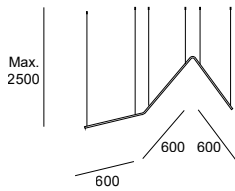
BODY MAT AL
DIF MAT PMMA
CLASE I
360°

- 05 Black / Noir
- M1 Opal white / Blanc opale

10-50 mm

87 × 244 mm (00-A168/00-A080)
108 × 314 mm (00-A169/00-A081)

18 mm



	K	Real Lm	Code
ON-OFF 220-240V	2700	2178	00-A168-05-M1
DALI 100-240V	2700	2178	00-A169-05-M1
ON-OFF 100-240V	2700	2178	00-A170-05-M1
DALI 100-240V	2700	2178	00-A171-05-M1
ON-OFF 220-240V	3000	2505	00-A080-05-M1
DALI 100-240V	3000	2505	00-A081-05-M1
ON-OFF 100-240V	3000	2505	00-A082-05-M1
DALI 100-240V	3000	2505	00-A083-05-M1

N → Tubs Modular Pendant Double Triangular

LED | CRI 90 | 52.4 W Total | Structure 05 ● Difussor M1 ○

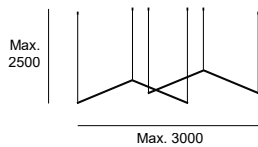
BODY MAT AL
DIF MAT PMMA
CLASE I
360°

- 05 Black / Noir
- M1 Opal white / Blanc opale

10-50 mm

87 × 244 mm (00-A172/00-A084)
108 × 314 mm (00-A173/00-A085)

18 mm



	K	Real Lm	Code
ON-OFF 220-240V	2700	4360	00-A172-05-M1
DALI 100-240V	2700	4360	00-A173-05-M1
ON-OFF 100-240V	2700	4360	00-A174-05-M1
DALI 100-240V	2700	4360	00-A175-05-M1
ON-OFF 220-240V	3000	5012	00-A084-05-M1
DALI 100-240V	3000	5012	00-A085-05-M1
ON-OFF 100-240V	3000	5012	00-A086-05-M1
DALI 100-240V	3000	5012	00-A087-05-M1

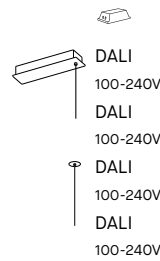
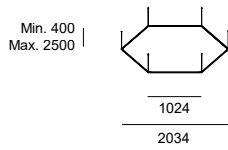
N → Tubs Modular Pendant Hexagonal

LED | CRI 90 | 78.6 W Total | Structure 05 ● Difussor M1 ○

BODY MAT AL
DIF MAT PMMA
CLASE I
360°

- 05 Black / Noir
- M1 Opal white / Blanc opale

- 10-50 mm
- 92 × 304 mm
- 18 mm



	K	Real Lm	Code
DALI 100-240V	2700	6540	00-A130-05-M1
DALI 100-240V	2700	6540	00-A131-05-M1
DALI 100-240V	3000	7518	00-8276-05-M1
DALI 100-240V	3000	7518	00-A056-05-M1

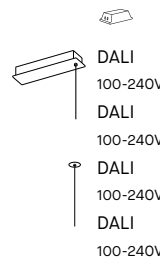
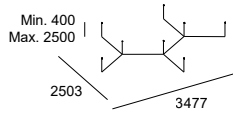
N → Tubs Modular Pendant Molecular

LED | CRI 90 | 99.4 W Total | Structure 05 ● Difussor M1 ○

BODY MAT AL
DIF MAT PMMA
CLASE I
360°

- 05 Black / Noir
- M1 Opal white / Blanc opale

- 10-50 mm
- 92 × 304 mm
- 18 mm



	K	Real Lm	Code
DALI 100-240V	2700	5450	00-A132-05-M1
DALI 100-240V	2700	5450	00-A133-05-M1
DALI 100-240V	3000	58771	00-8280-05-M1
DALI 100-240V	3000	58771	00-A057-05-M1

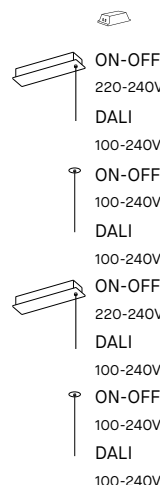
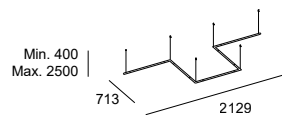
N → Tubs Modular Pendant Configuration Lineal x 5

LED | CRI 90 | 44 W Total | Structure 05 ● Difussor M1 ○

BODY MAT AL
DIF MAT PMMA
CLASE I
360°

- 05 Black / Noir
- M1 Opal white / Blanc opale

- 10-50 mm
- 84 × 314 mm (00-A136/00-8285)
- 87 × 244 mm (00-A137/00-8301)
- 18 mm



	K	Real Lm	Code
ON-OFF 220-240V	2700	3630	00-A144-05-M1
DALI 100-240V	2700	3630	00-A136-05-M1
ON-OFF 100-240V	2700	3630	00-A145-05-M1
DALI 100-240V	2700	3630	00-A137-05-M1
ON-OFF 220-240V	3000	4175	00-8301-05-M1
DALI 100-240V	3000	4175	00-8285-05-M1
ON-OFF 100-240V	3000	4175	00-A063-05-M1
DALI 100-240V	3000	4175	00-A059-05-M1

N → Tubs Modular Pendant Track with 4 Spotlights

LED | CRI 90 | 15 W Total | Structure 05 ● Difussor M1 ○

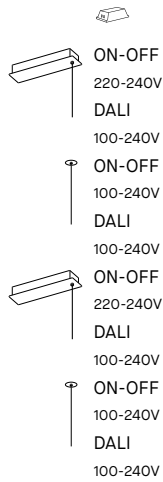
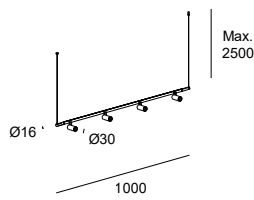
BODY MAT AL
DIF MAT PMMA
CLASE I
360°

- 05 Black / Noir
- M1 Opal white / Blanc opale

10-50 mm

87 × 244 mm (00-A197/00-A108)
108 × 314 mm (00-A199/00-A109)

18 mm



	K	Real Lm	Code
ON-OFF 220-240V	2700	1152	00-A196-05-M1
DALI 100-240V	2700	1152	00-A197-05-M1
ON-OFF 100-240V	2700	1152	00-A198-05-M1
DALI 100-240V	2700	1152	00-A199-05-M1
ON-OFF 220-240V	3000	1204	00-A108-05-M1
DALI 100-240V	3000	1204	00-A109-05-M1
ON-OFF 100-240V	3000	1204	00-A110-05-M1
DALI 100-240V	3000	1324	00-A111-05-M1

N → Tubs Modular Pendant Track with 3 Ceilings

LED | CRI 90 | 16 W Total | Structure 05 ● Difussor M1 ○

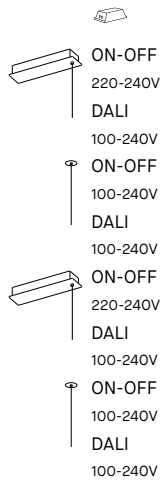
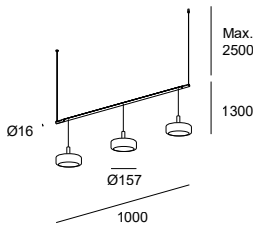
BODY MAT AL
DIF MAT PMMA
CLASE I
360°

- 05 Black / Noir
- M1 Opal white / Blanc opale

10-50 mm

87 × 244 mm (00-A200/00-A112)
108 × 314 mm (00-A201/00-A113)

18 mm



	K	Real Lm	Code
ON-OFF 220-240V	2700	183	00-A200-05-M1
DALI 100-240V	2700	183	00-A201-05-M1
ON-OFF 100-240V	2700	183	00-A202-05-M1
DALI 100-240V	2700	183	00-A203-05-M1
ON-OFF 220-240V	3000	210	00-A112-05-M1
DALI 100-240V	3000	192	00-A113-05-M1
ON-OFF 100-240V	3000	210	00-A114-05-M1
DALI 100-240V	3000	192	00-A115-05-M1

N → Tubs Modular Pendant Track with 5 Spheres

LED | CRI 90 | 26.5 W Total | Structure 05 ● Difussor M1 ○

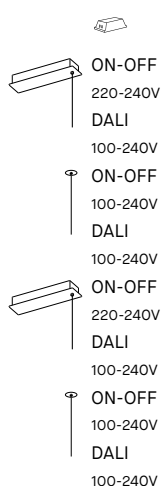
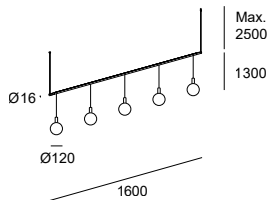
BODY MAT AL
DIF MAT PMMA
CLASE I
360°

- 05 Black / Noir
- M1 Opal white / Blanc opale

10-50 mm

87 × 244 mm (00-A204/00-A116)
108 × 314 mm (00-A205/00-A117)

18 mm



	K	Real Lm	Code
ON-OFF 220-240V	2700	305	00-A204-05-M1
DALI 100-240V	2700	305	00-A205-05-M1
ON-OFF 100-240V	2700	305	00-A206-05-M1
DALI 100-240V	2700	305	00-A207-05-M1
ON-OFF 220-240V	3000	350	00-A116-05-M1
DALI 100-240V	3000	320	00-A117-05-M1
ON-OFF 100-240V	3000	350	00-A118-05-M1
DALI 100-240V	3000	320	00-A119-05-M1

N → Tubs Modular Pendant Lineal with 3 Downlights

LED | CRI 90 | 33.5 W Total | Structure 05 ● Difussor M1 ○

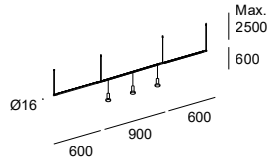
BODY MAT AL
DIF MAT PMMA
CLASE I
360°

- 05 Black / Noir
- M1 Opal white / Blanc opale

10-50 mm

87 × 244 mm (00-A192/00-A104)
108 × 314 mm (00-A193/00-A105)

18 mm



	K	Real Lm	Code
ON-OFF 220-240V	2700	1638	00-A192-05-M1
DALI 100-240V	2700	1638	00-A193-05-M1
ON-OFF 100-240V	2700	1638	00-A194-05-M1
DALI 100-240V	2700	1638	00-A195-05-M1
ON-OFF 220-240V	3000	1880	00-A104-05-M1
DALI 100-240V	3000	1880	00-A105-05-M1
ON-OFF 100-240V	3000	1880	00-A106-05-M1
DALI 100-240V	3000	1880	00-A107-05-M1

N → Tubs Modular Pendant Track with 2 Lineal

LED | CRI 90 | 17.6 W Total | Structure 05 ● Difussor M1 ○

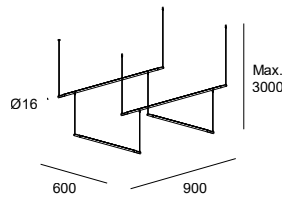
BODY MAT AL
DIF MAT PMMA
CLASE I
360°

- 05 Black / Noir
- M1 Opal white / Blanc opale

10-50 mm

87 × 244 mm (00-A184/00-A096)
108 × 314 mm (00-A185-00-A097)

18 mm



	K	Real Lm	Code
ON-OFF 220-240V	2700	1452	00-A184-05-M1
DALI 100-240V	2700	1452	00-A185-05-M1
ON-OFF 100-240V	2700	1452	00-A186-05-M1
DALI 100-240V	2700	1452	00-A187-05-M1
ON-OFF 220-240V	3000	1670	00-A096-05-M1
DALI 100-240V	3000	1670	00-A097-05-M1
ON-OFF 100-240V	3000	1670	00-A098-05-M1
DALI 100-240V	3000	1670	00-A099-05-M1

N → Tubs Modular Pendant Track with 3 Lineal

LED | CRI 90 | 39.3 W Total | Structure 05 ● Difussor M1 ○

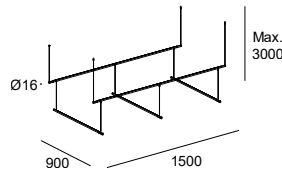
BODY MAT AL
DIF MAT PMMA
CLASE I
360°

- 05 Black / Noir
- M1 Opal white / Blanc opale

10-50 mm

87 × 244 mm (00-A188/00-A100)
108 × 314 mm (00-A189/00-A101)

18 mm



	K	Real Lm	Code
ON-OFF 220-240V	2700	3270	00-A188-05-M1
DALI 100-240V	2700	3270	00-A189-05-M1
ON-OFF 100-240V	2700	3270	00-A190-05-M1
DALI 100-240V	2700	3270	00-A191-05-M1
ON-OFF 220-240V	3000	3759	00-A100-05-M1
DALI 100-240V	3000	3759	00-A101-05-M1
ON-OFF 100-240V	3000	3759	00-A102-05-M1
DALI 100-240V	3000	3759	00-A103-05-M1

Modular decorative track —
Deltatrack offers all the benefits of a conventional track but with a clear decorative vision. This option has been developed to effectively provide a solution for modular projects with no composition limits, thanks to its simple assembly system.

Rail décoratif modulaire —
Deltatrack allie tous les avantages du rail classique, mais avec une vision décorative marquée. Cette option a été développée pour répondre en toute agilité, grâce à son système d'assemblage simple, à des projets décoratifs modulaires sans limites de composition.





*Configurator for customisation available.
Configurateur de personnalisation disponible.*

deltatrack.ledsc4.com



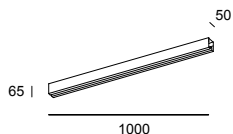
*Track also available in white upon request.
Rail également disponible sur demande en blanc.*



Deltatrack Track

BODY MAT AL

● 05 Black / Noir



mm

Structure

Code

1000
2000
3000

05 ●
05 ●
05 ●

71-8410-45-05
71-8411-45-05
71-8412-45-05

Not included / Non inclus

“L” shaped connector
Connecteur en forme de « L »
End cap x 2
Cache final x 2
Side entrance ceiling rose
Rosace d'entrée latérale
Suspended ceiling rose
Patère suspendue
Suspension installation kit
Kit d'installation suspendue

71-8417-05-05
71-8418-05-05
71-8419-05-05
71-8420-05-05
71-8421-05-05

Deltatrack Spotlight ø57mm

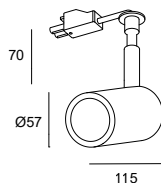
BODY MAT AL

CLASE II

↻ 355°

↻ 90°

● 05 Black / Noir



GU10 | Max. 8 W

Structure

Code

05 ●

71-8422-05-05

Included / Inclus

Honeycomb panel
Panneau en nid d'abeille

Deltatrack Cylindrical ø95mm Short Cable

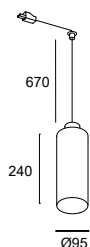
BODY MAT ST

DIF MAT PMMA

CLASE II

● 05 Black / Noir

● DN Matte gold / Or mat



E27 | Max. 15 W

Structure

Body

Code

05 ●
05 ●

05 ●
DN ●

00-8410-05-05
00-8410-05-DN

Deltatrack Cylindrical ø95mm Large Cable

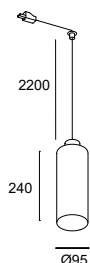
BODY MAT ST

DIF MAT PMMA

CLASE II

● 05 Black / Noir

● DN Matte gold / Or mat



E27 | Max. 15 W

Structure

Body

Code

05 ●
05 ●

05 ●
DN ●

00-8411-05-05
00-8411-05-DN

Included / Inclus

Cable shortening clip
Crochet permettant de raccourcir le câble
Ceiling hook to move light point
Crochet de plafond pour déporter la suspension



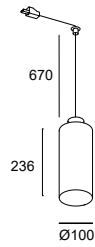
Configure your luminaire
Configurez votre luminaire

Deltatrack Cylindrical ø100mm Short Cable

E27 | Max. 15 W

BODY MAT ST
DIF MAT PMMA
CLASE II

- 05 Black / Noir
- 12 Fumé / Fumé



Structure

05 ●

Body

12 ●

Code

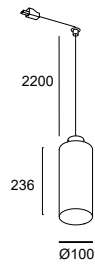
00-8414-05-12

Deltatrack Cylindrical ø100mm Large Cable

E27 | Max. 15 W

BODY MAT ST
DIF MAT PMMA
CLASE II

- 05 Black / Noir
- 12 Fumé / Fumé



Structure

05 ●

Body

12 ●

Code

00-8415-05-12

Included / Inclus

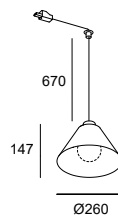
Cable shortening clip
Crochet permettant de raccourcir le câble
Ceiling hook to move light point
Crochet de plafond pour déporter la suspension

Deltatrack Conic Short Cable

E27 | Max. 15 W

BODY MAT ST
DIF MAT PMMA
CLASE II

- 05 Black / Noir
- DN Matte gold / Or mat



Structure

05 ●
05 ●

Body

05 ●
DN ●

Code

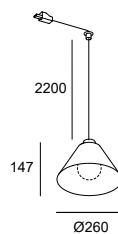
00-8412-05-05
00-8412-05-DN

Deltatrack Conic Large Cable

E27 | Max. 15 W

BODY MAT ST
DIF MAT PMMA
CLASE II

- 05 Black / Noir
- DN Matte gold / Or mat



Structure

05 ●
05 ●

Body

05 ●
DN ●

Code

00-8413-05-05
00-8413-05-DN

Included / Inclus

Cable shortening clip
Crochet permettant de raccourcir le câble
Ceiling hook to move light point
Crochet de plafond pour déporter la suspension

Pendants Suspensions

	080	Voiles
	088	Levels
	098	Ilargi
	102	Iris
	106	Plat
	110	Khoi
	112	Glam
<i>N</i> →	116	Gong
	122	Coco
	126	Shoemaker
	130	Veneto
	134	Catenaria
	138	Nimes
	140	Noway
● <i>N</i> →	144	Keops
	152	Attic
	161	Super Attic
<i>N</i> →	166	H
●	170	Napa
	172	Candle
	182	Tubs
	186	Invisible
	190	Prolix
	194	Dew
	198	Alive
●	202	Punto
●	206	Mist
	208	Circ
	212	Caprice
●	214	Pipe
	216	Stylus
	218	Bravo
●	220	Caribe
	221	Bol
	222	Net
	222	Umbrella


Voiles


Céline Wright, 2017

Artisan and contemporary —
Voiles is a contemporary piece handcrafted following an ancient technique using Japanese washi paper. Designer Céline Wright was inspired by her sea voyages, when she would watch the sails flapping in the wind on the high seas. Voiles features delicate overlapping pieces that create patterns and shadows through this artisanal technique.

Artisanal et contemporain — Voiles est une pièce contemporaine fabriquée de manière artisanale en suivant une technique millénaire avec le papier japonais washi. La designer Céline Wright s'est inspirée de ses voyages en bateau, en contemplant les voiles qui dirigent le vent en haute mer. Voiles se caractérise par de délicates pièces superposées qui créent des motifs et des ombres grâce à cette technique artisanale.











Céline Wright was inspired by her sea voyages, when she would watch the sails flapping in the wind on the high seas.

Céline Wright s'est inspirée de ses voyages en bateau, en contemplant les voiles qui dirigent le vent en haute mer.

The light shade is handcrafted with Japanese washi paper, featuring a translucent design and soft feel.

L'abat-jour est fabriqué de manière artisanale avec le papier japonais washi, aux propriétés translucides et doux au toucher.

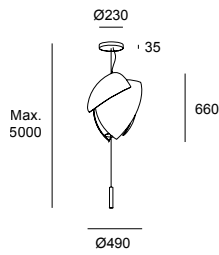


Voiles Small Surface

LED | CRI 90 | 2357 Real Lm

BODY MAT ST
DIF MAT WASHI
CLASE I

- 14 White / Blanc
- 21 Chrome / Chrome



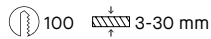
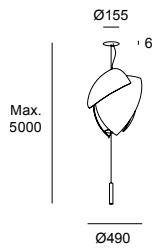
	K	W Total	Structure	Body	Code
1-10V 100-240V	2700	36	21	14	00-7692-21-14
PHASE CUT 220-240V	2700	37.8	21	14	00-7691-21-14
DALI 100-277V	2700	38.1	21	14	00-7693-21-14
1-10V 100-240V	3000	36	21	14	00-6307-21-14
PHASE CUT 220-240V	3000	37.8	21	14	00-6306-21-14
DALI 100-277V	3000	38.1	21	14	00-6308-21-14

Voiles Small Recessed

LED | CRI 90 | 2357 Real Lm

BODY MAT ST
DIF MAT WASHI
CLASE I

- 14 White / Blanc
- 21 Chrome / Chrome



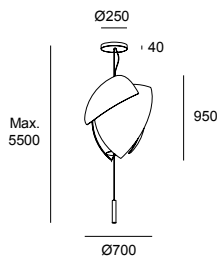
	K	W Total	Structure	Body	Code
1-10V 100-240V	2700	36	21	14	00-7695-21-14
PHASE CUT 220-240V	2700	37.8	21	14	00-7694-21-14
DALI 100-277V	2700	38.1	21	14	00-7696-21-14
1-10V 100-240V	3000	36	21	14	00-6318-21-14
PHASE CUT 220-240V	3000	37.8	21	14	00-6317-21-14
DALI 100-277V	3000	38.1	21	14	00-6319-21-14

Voiles Big Surface

LED | CRI 90 | 4032 Real Lm

BODY MAT ST
DIF MAT WASHI
CLASE I

- 14 White / Blanc
- 21 Chrome / Chrome



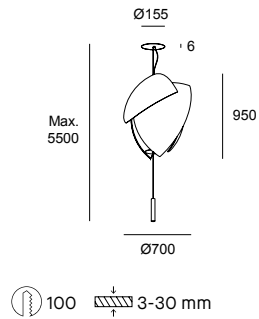
	K	W Total	Structure	Body	Code
DALI 220-240V	2700	52.2	21 ●	14 ○	00-7687-21-14
1-10V 100-240V	2700	53.5	21 ●	14 ○	00-7686-21-14
PHASE CUT 220-240V	2700	56.6	21 ●	14 ○	00-7685-21-14
DALI 220-240V	3000	52.2	21 ●	14 ○	00-6305-21-14
1-10V 100-240V	3000	53.5	21 ●	14 ○	00-6304-21-14
PHASE CUT 220-240V	3000	56.6	21 ●	14 ○	00-6303-21-14

Voiles Big Recessed

LED | CRI 90 | 4032 Real Lm

BODY MAT ST
DIF MAT WASHI
CLASE I

- 14 White / Blanc
- 21 Chrome / Chrome



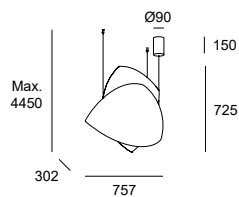
	K	W Total	Structure	Body	Code
DALI 220-240V	2700	52.2	21 ●	14 ○	00-7690-21-14
1-10V 100-240V	2700	53.5	21 ●	14 ○	00-7689-21-14
PHASE CUT 220-240V	2700	56.6	21 ●	14 ○	00-7688-21-14
DALI 220-240V	3000	52.2	21 ●	14 ○	00-6316-21-14
1-10V 100-240V	3000	53.5	21 ●	14 ○	00-6315-21-14
PHASE CUT 220-240V	3000	56.6	21 ●	14 ○	00-6314-21-14

Voiles Pendant & Ceiling

LED | 2700 K | CRI 90 | 33.6 W Total | 1864 Real Lm

BODY MAT ST
DIF MAT WASHI
CLASE II

- 14 White / Blanc
- 21 Chrome / Chrome



	Structure	Body	Code
0-10V / 1-10V / PUSH/ DALI 110-240V	21 ●	14 ○	15-7723-21-14

The charisma of a balanced luminaire — Levels boasts a chameleon-like character, not just in the elegance of its forms but also in the diversity of its colour temperatures and light efficiency, irrespective of its composition. With a large family consisting of a pendant, ceiling fixture, table lamp and floor lamp, it has three possible composition levels with varying transparencies. These can be used individually, in pairs or in triplets, introducing new colour additions and degrees of transparency.

Le charme d'un luminaire équilibré — Levels affiche une capacité mimétique dans chacune de ses compositions, non seulement du fait de la finesse de ses formes, mais aussi de par la diversité de ses températures de couleur et de son efficacité lumineuse. Avec une large famille comprenant des suspensions, des plafonniers, des lampes à poser et des lampadaires, cette collection présente trois niveaux de composition possibles avec différentes transparences, qui peuvent être utilisées en version simple, double ou triple, de manière à créer de nouveaux degrés de couleur et de transparence.







*The hand-blown glass may have imperfections due to the handcrafted process used to make it.
Le verre soufflé à main levée peut présenter quelques imperfections dues au processus artisanal.*





*Glass with 30% transparency in the small diffuser, 50% in the medium and 70% in the large.
Verres à 30 % de transparence pour le petit diffuseur, 50 % pour le moyen et 70 % pour le grand.*







*All models are available in a green, smoked or amber finish.
Tous les modèles sont disponibles en finition verte, fumée ou ambre.*

*Option to adjust the colour temperature via a CCT switch.
Possibilité de modifier la température de couleur grâce à un interrupteur CCT.*



2700K



3000K



4000K

Levels 1 Body Ø220mm

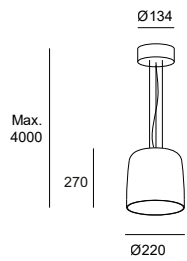
LED | CCT 2700-3000-4000 K | CRI 90 | 19 W Total | 1255 Real Lm (3000K)

BODY MAT ST

DIF MAT GLA

CLASE I

- 05 Black / Noir
- 08 Green / Vert
- 12 Fumé / Fumé
- 15 Amber / Ambré



PHASE CUT
220-240V

DALI-2
110-277V

CASAMBI
110-277V ⚡

Structure Difussor

Code

Structure	Difussor	Code
05 ●	08 ●	00-A024-05-08
05 ●	12 ●	00-A024-05-12
05 ●	15 ●	00-A024-05-15
05 ●	08 ●	00-A042-05-08
05 ●	12 ●	00-A042-05-12
05 ●	15 ●	00-A042-05-15
05 ●	08 ●	00-A048-05-08
05 ●	12 ●	00-A048-05-12
05 ●	15 ●	00-A048-05-15

Levels 1 Body Ø320mm

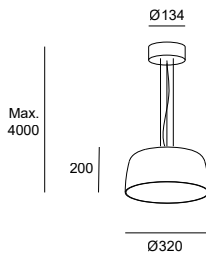
LED | CCT 2700-3000-4000 K | CRI 90 | 19 W Total | 1255 Real Lm (3000K)

BODY MAT ST

DIF MAT GLA

CLASE I

- 05 Black / Noir
- 08 Green / Vert
- 12 Fumé / Fumé
- 15 Amber / Ambré



PHASE CUT
220-240V

DALI-2
110-277V

CASAMBI
110-277V ⚡

Structure Difussor

Code

Structure	Difussor	Code
05 ●	08 ●	00-A025-05-08
05 ●	12 ●	00-A025-05-12
05 ●	15 ●	00-A025-05-15
05 ●	08 ●	00-A043-05-08
05 ●	12 ●	00-A043-05-12
05 ●	15 ●	00-A043-05-15
05 ●	08 ●	00-A049-05-08
05 ●	12 ●	00-A049-05-12
05 ●	15 ●	00-A049-05-15

Levels 1 Body Ø420mm

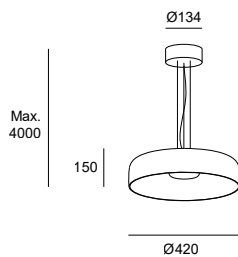
LED | CCT 2700-3000-4000 K | CRI 90 | 19 W Total | 1255 Real Lm (3000K)

BODY MAT ST

DIF MAT GLA

CLASE I

- 05 Black / Noir
- 08 Green / Vert
- 12 Fumé / Fumé
- 15 Amber / Ambré



PHASE CUT
220-240V

DALI-2
110-277V

CASAMBI
110-277V ⚡

Structure Difussor

Code

Structure	Difussor	Code
05 ●	08 ●	00-A026-05-08
05 ●	12 ●	00-A026-05-12
05 ●	15 ●	00-A026-05-15
05 ●	08 ●	00-A044-05-08
05 ●	12 ●	00-A044-05-12
05 ●	15 ●	00-A044-05-15
05 ●	08 ●	00-A050-05-08
05 ●	12 ●	00-A050-05-12
05 ●	15 ●	00-A050-05-15

The finishes and tones shown may not be completely accurate due to slight variations in production, photographic lighting factors and printing.

Les finitions et les teintes affichées peuvent ne pas être tout à fait exactes en raison de légères variations au niveau de la production, ainsi que de facteurs liés à l'éclairage photographique et à l'impression.

Levels 2 Bodies Ø320mm + Ø220mm

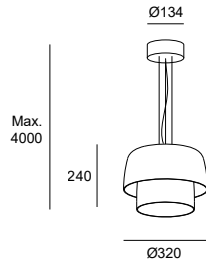
LED | CCT 2700-3000-4000 K | CRI 90 | 19 W Total | 1255 Real Lm (3000K)

BODY MAT ST

DIF MAT GLA

CLASE I

- 05 Black / Noir
- 08 Green / Vert
- 12 Fumé / Fumé
- 15 Amber / Ambré



Structure Difussor

Code

PHASE CUT
220-240V

- | | | | |
|----|---|----|---|
| 05 | ● | 08 | ● |
| 05 | ● | 12 | ● |
| 05 | ● | 15 | ● |

00-A027-05-08

00-A027-05-12

00-A027-05-15

DALI-2
110-277V

- | | | | |
|----|---|----|---|
| 05 | ● | 08 | ● |
| 05 | ● | 12 | ● |
| 05 | ● | 15 | ● |

00-A045-05-08

00-A045-05-12

00-A045-05-15

CASAMBI
110-277V ⚡

- | | | | |
|----|---|----|---|
| 05 | ● | 08 | ● |
| 05 | ● | 12 | ● |
| 05 | ● | 15 | ● |

00-A051-05-08

00-A051-05-12

00-A051-05-15

Levels 2 Bodies Ø420mm + Ø320mm

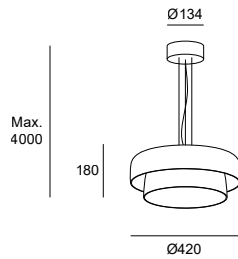
LED | CCT 2700-3000-4000 K | CRI 90 | 19 W Total | 1255 Real Lm (3000K)

BODY MAT ST

DIF MAT GLA

CLASE I

- 05 Black / Noir
- 08 Green / Vert
- 12 Fumé / Fumé
- 15 Amber / Ambré



Structure Difussor

Code

PHASE CUT
220-240V

- | | | | |
|----|---|----|---|
| 05 | ● | 08 | ● |
| 05 | ● | 12 | ● |
| 05 | ● | 15 | ● |

00-A028-05-08

00-A028-05-12

00-A028-05-15

DALI-2
110-277V

- | | | | |
|----|---|----|---|
| 05 | ● | 08 | ● |
| 05 | ● | 12 | ● |
| 05 | ● | 15 | ● |

00-A046-05-08

00-A046-05-12

00-A046-05-15

CASAMBI
110-277V ⚡

- | | | | |
|----|---|----|---|
| 05 | ● | 08 | ● |
| 05 | ● | 12 | ● |
| 05 | ● | 15 | ● |

00-A052-05-08

00-A052-05-12

00-A052-05-15

Levels 3 Bodies

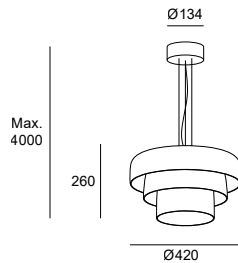
LED | CCT 2700-3000-4000 K | CRI 90 | 19 W Total | 1255 Real Lm (3000K)

BODY MAT ST

DIF MAT GLA

CLASE I

- 05 Black / Noir
- 08 Green / Vert
- 12 Fumé / Fumé
- 15 Amber / Ambré



Structure Difussor

Code

PHASE CUT
220-240V

- | | | | |
|----|---|----|---|
| 05 | ● | 08 | ● |
| 05 | ● | 12 | ● |
| 05 | ● | 15 | ● |

00-A041-05-08

00-A041-05-12

00-A041-05-15

DALI-2
110-277V

- | | | | |
|----|---|----|---|
| 05 | ● | 08 | ● |
| 05 | ● | 12 | ● |
| 05 | ● | 15 | ● |

00-A047-05-08

00-A047-05-12

00-A047-05-15

CASAMBI
110-277V ⚡

- | | | | |
|----|---|----|---|
| 05 | ● | 08 | ● |
| 05 | ● | 12 | ● |
| 05 | ● | 15 | ● |

00-A053-05-08

00-A053-05-12

00-A053-05-15



*Finishes in solid wood, natural and black.
Finitions en bois massif, naturel et noir.*

Natural elegance — Created by Basque designers Iratzoki and Lizaso, Ilargi is a perfect combination of warmth and timeless, functional design. Its traditionally blown glass allows for adjustable diffused light, combining with solid hardwood. Its soft, pleasant light makes it perfect for residential use or public spaces, helping it to devise comfortable, natural settings.

Élégance naturelle — Ilargi, créé par les designers basques Iratzoki et Lizaso, est une combinaison parfaite de chaleur et de design fonctionnel intemporel. Combinée à un socle en bois massif, sa lampe en verre soufflé à main levée permet de varier l'éclairage pour une lumière tamisée. Sa lumière est douce et agréable, parfaite pour un usage résidentiel ou pour des espaces publics, créant des ambiances confortables et naturelles.







Ilargi Ø240

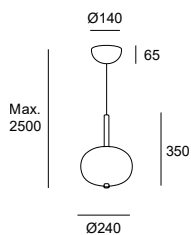
LED | 2700 K | CRI 90 | 11.8 W Total | 641 Real Lm

BODY MAT ST,WOOD

DIF MAT GLA

CLASE I

- 92 Dark ash / Frêne foncé
- 93 Light ash / Frêne clair
- F9 Sandblasted / Sablé



Structure Difussor

Code

PHASE CUT
220-240V

- | | | | |
|----|---|----|---|
| 92 | ● | F9 | ○ |
| 93 | ● | F9 | ○ |

00-6452-92-F9
00-6452-93-F9

0-10V
120-277V

- | | | | |
|----|---|----|---|
| 92 | ● | F9 | ○ |
| 93 | ● | F9 | ○ |

00-6010-92-F9
00-6010-93-F9

White ceiling rose

Monture blanche

DALI
220-240V

- | | | | |
|----|---|----|---|
| 92 | ● | F9 | ○ |
| 93 | ● | F9 | ○ |

00-6454-92-F9
00-6454-93-F9

Ilargi Ø320

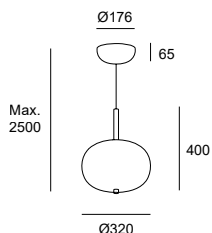
LED | 2700 K | CRI 90 | 18.9 W Total | 1054 Real Lm

BODY MAT ST,WOOD

DIF MAT GLA

CLASE I

- 92 Dark ash / Frêne foncé
- 93 Light ash / Frêne clair
- F9 Sandblasted / Sablé



Structure Difussor

Code

PHASE CUT
220-240V

- | | | | |
|----|---|----|---|
| 92 | ● | F9 | ○ |
| 93 | ● | F9 | ○ |

00-6455-92-F9
00-6455-93-F9

1-10V
120-277V

- | | | | |
|----|---|----|---|
| 92 | ● | F9 | ○ |
| 93 | ● | F9 | ○ |

00-6011-92-F9
00-6011-93-F9

White ceiling rose

Monture blanche

DALI
220-240V

- | | | | |
|----|---|----|---|
| 92 | ● | F9 | ○ |
| 93 | ● | F9 | ○ |

00-6457-92-F9
00-6457-93-F9

Ilargi Ø395

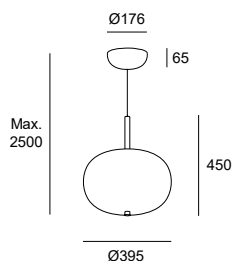
LED | 2700 K | CRI 90 | 25.5 W Total | 1507 Real Lm

BODY MAT ST,WOOD

DIF MAT GLA

CLASE I

- 92 Dark ash / Frêne foncé
- 93 Light ash / Frêne clair
- F9 Sandblasted / Sablé



Structure Difussor

Code

PHASE CUT
220-240V

- | | | | |
|----|---|----|---|
| 92 | ● | F9 | ○ |
| 93 | ● | F9 | ○ |

00-6458-92-F9
00-6458-93-F9

1-10V
100-240V

- | | | | |
|----|---|----|---|
| 92 | ● | F9 | ○ |
| 93 | ● | F9 | ○ |

00-6012-92-F9
00-6012-93-F9

White ceiling rose

Monture blanche

DALI
220-240V

- | | | | |
|----|---|----|---|
| 92 | ● | F9 | ○ |
| 93 | ● | F9 | ○ |

00-6460-92-F9
00-6460-93-F9

Ilargi 2 Bodies

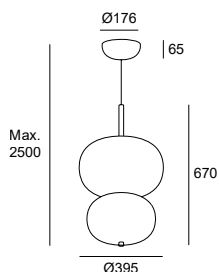
LED | 2700 K | CRI 90 | 40.6 W Total | 1833 Real Lm

BODY MAT ST,WOOD

DIF MAT GLA

CLASE I

- 92 Dark ash / Frêne foncé
- 93 Light ash / Frêne clair
- F9 Sandblasted / Sablé



Structure

Difussor

Code

PHASE CUT
220-240V

- | | | | |
|----|---|----|---|
| 92 | ● | F9 | ○ |
| 93 | ● | F9 | ○ |

00-6461-92-F9
00-6461-93-F9

1-10V
100-240V

- | | | | |
|----|---|----|---|
| 92 | ● | F9 | ○ |
| 93 | ● | F9 | ○ |

00-6013-92-F9
00-6013-93-F9


White ceiling rose

Monture blanche

DALI
100-277V

- | | | | |
|----|---|----|---|
| 92 | ● | F9 | ○ |
| 93 | ● | F9 | ○ |

00-6463-92-F9
00-6463-93-F9



Three available sizes.
Trois dimensions disponibles.

Both architectural and decorative, Iris is an organic and living collection, which generates dialogue by creating different environments and improving them with its presence through light and the visual effect evoked by its structure. Its endless composition possibilities and adaptiveness to the space form a perfectly harmonious circle of creation.

Architecturale et décorative à la fois, Iris est une collection organique et vivante, qui dialogue activement en créant différents environnements et en les mettant en valeur par sa présence à travers la lumière et la perception visuelle de sa structure. Ses possibilités d'adaptation à l'espace et de composition sont si vastes qu'elles forment un cercle de création en parfaite harmonie.



To view the entire collection, see the [Indoor catalogue](#).
Pour voir la collection dans son intégralité, veuillez consulter le [catalogue Indoor](#).



*Configurator for customisation available.
Configurateur de personnalisation disponible.*

iris.ledsc4.com

Configure your Iris Configurez votre Iris

AV14

Installation
Installation

AV14
AV15
AV16
AV26

-P6

Power
Puissance

P6 6.3 W
12 12.5 W
18 18.1 W

V9

Light temperature
Température de la lumière

V9 2700K
W9 3000K
X9 4000K

G

Screen
Abat-jour

U Hoop
V Visual Comfort
X Cone
Y Glass
Z Pipe

1

Lens
Optique

1 15°
2 35°
3 50°

OS

Power supply
Source d'alimentation

OS ON-OFF
DS DALI-2

60

Finishes
Finitions

60 01
L7 02
L8 07
L9 08

1 Installation Installation

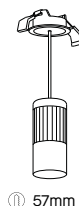
AV16 Surface



AV26 IP23

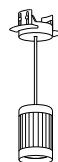


AV14 Trim



⌀ 57mm

AV15 Trimless




⌀ 57mm

2 Power Puissance

P6 6.3 W 12 12.5 W 18 18.1 W

3 Light temperature Température de la lumière

V9 2700K W9 3000K X9 4000K



4 Screen Abat-jour

U Hoop



V Visual Comfort



X Cone



Y Glass



Z Pipe



5 Lens Optique

1 15° 2 35° 3 50°

6 Power supply Source d'alimentation

OU ON/OFF DU DALI

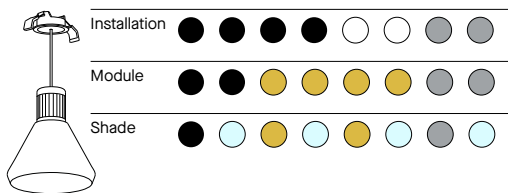
7 Finishes Finitions

White Gray Gold Black Transparent glass



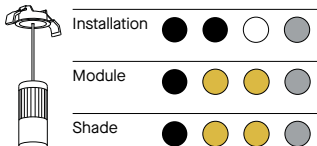
Cone, glass and pipe

L7 60 L8 L9 01 02 07 08



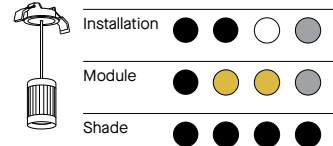
Visual Comfort

60 L9 02 08



Hoop

60 L9 02 08



Accessories Accessoires

71-5167-00-00
Elliptical diffuser (5u.)
Diffuseur elliptique (5 u.)



71-5658-00-00
Square diffuser (5u.)
Diffuseur carré (5 u.)



71-6099-00-00
Halo fader (5u.)
Diffuseur de halo (5 u.)



71-5166-00-00
Honeycomb panel (5u.)
Grille en nid d'abeille (5 u.)



71-7895-00-00
Screen (5u.)
Diffuseur (5 u.)



Configure your luminaire
Configurez votre luminaire



AV16-P6V9X20SL7



AV16-P6V9V20SL9



AV14-P6V9Y20S08



AV15-P6V9Z20SL8

The finishes and tones shown may not be completely accurate due to slight variations in production, photographic lighting factors and printing.

Les finitions et les teintes affichées peuvent ne pas être tout à fait exactes en raison de légères variations au niveau de la production, ainsi que de facteurs liés à l'éclairage photographique et à l'impression.

Plat

Nahtrang Studio, 2021

Smoothness and elegance —
With a simple but carefully designed oval shape crafted in hand-blown glass, the Plat luminaire is remarkable for the softness of its design. Available in three different shades, it can be installed individually or as a composition.

Douceur et élégance — Avec une forme ovale élaborée mais simple, en verre soufflé de manière artisanale, Plat est une proposition qui se distingue précisément par la délicatesse de son design. En trois teintes différentes, il peut être installé individuellement ou dans une composition.





Plat Surface

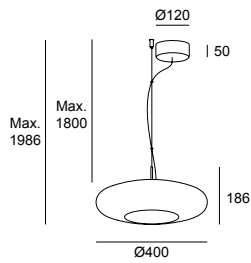
LED | CCT 2700-3000-4000 K | CRI 90 | 13 W Total

BODY MAT ST

DIF MAT GLA

CLASE I

- 05 Black / Noir
- 08 Green / Vert
- 12 Fumé / Fumé
- 15 Amber / Ambré



	Real Lm	Canopy	Body	Code
PHASE CUT 220-240V	805	05 ●	08 ●	00-8403-05-08
	762	05 ●	12 ●	00-8403-05-12
	743	05 ●	15 ●	00-8403-05-15
Light For Life 220-240V	805	05 ●	08 ●	00-8404-05-08
	762	05 ●	12 ●	00-8404-05-12
	743	05 ●	15 ●	00-8404-05-15

Plat Recessed

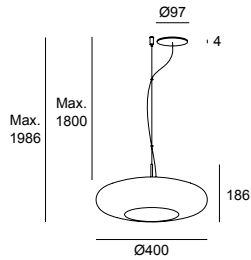
LED | CCT 2700-3000-4000 K | CRI 90 | 13 W Total

BODY MAT ST

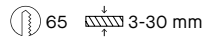
DIF MAT GLA

CLASE II

- 05 Black / Noir
- 08 Green / Vert
- 12 Fumé / Fumé
- 15 Amber / Ambré




	Real Lm	Canopy	Body	Code
PHASE CUT 220-240V	805	05 ●	08 ●	00-8405-05-08
	762	05 ●	12 ●	00-8405-05-12
	743	05 ●	15 ●	00-8405-05-15
DALI-2 220-240V	805	05 ●	08 ●	00-8406-05-08
	762	05 ●	12 ●	00-8406-05-12
	743	05 ●	15 ●	00-8406-05-15



30% green tone.
Tonalité à 30 % vert.



50% smoked tone.
Tonalité à 50 % fumé.



30% amber tone.
Tonalité à 30 % ambré.



The finishes and tones shown may not be completely accurate due to slight variations in production, photographic lighting factors and printing.

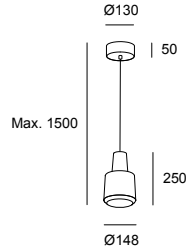
Les finitions et les teintes affichées peuvent ne pas être tout à fait exactes en raison de légères variations au niveau de la production, ainsi que de facteurs liés à l'éclairage photographique et à l'impression.

Khoi Surfaced

LED | 3000 K | CRI 80 | 22.7 W Total | 907 Real Lm

BODY MAT AL
DIF MAT GLA
CLASE II

- 14 White / Blanc
- 37 Transparent / Transparent
- CS Cement grey / Gris ciment
- 12 Fumé / Fumé



ON-OFF
100-277V

Structure Difussor

- | | | | |
|----|---|----|---|
| 14 | ○ | 37 | ○ |
| CS | ● | 12 | ● |

Code

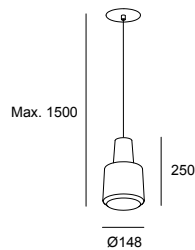
00-4037-14-37
00-4037-CS-12

Khoi Recessed

LED | 3000 K | CRI 80 | 22.7 W Total | 907 Real Lm

BODY MAT AL
DIF MAT GLA
CLASE II

- 14 White / Blanc
- 37 Transparent / Transparent
- CS Cement grey / Gris ciment
- 12 Fumé / Fumé



ON-OFF
100-240V

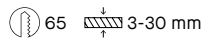
Body Difussor

- | | | | |
|----|---|----|---|
| 14 | ○ | 37 | ○ |
| CS | ● | 12 | ● |

Code

00-5980-14-37
00-5980-CS-12

White ceiling rose
Monture blanche



The finishes and tones shown may not be completely accurate due to slight variations in production, photographic lighting factors and printing.

Les finitions et les teintes affichées peuvent ne pas être tout à fait exactes en raison de légères variations au niveau de la production, ainsi que de facteurs liés à l'éclairage photographique et à l'impression.



Natural elegance — Personality and elegance are some of Glam's attributes. Crafted from blown glass, it plays with a gradient evolution that softens the light points of the bulbs, creating warm and elegant atmospheres.

Élégance naturelle — Personnalité et élégance sont quelques-uns des atouts de Glam. Réalisé en verre soufflé, ce modèle joue sur une évolution en dégradé qui tamise les points lumineux des ampoules pour créer des ambiances chaleureuses et élégantes.



*Available in two sizes.
Disponible en deux tailles.*

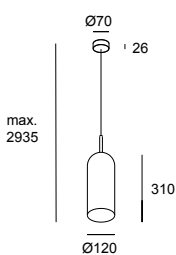


Glam 310mm

E14 | Max. 9 W

BODY MAT ST
DIF MAT GLA
CLASE II

- 14 White / Blanc
- DN Matte gold / Or mat
- 12 Fumé / Fumé



Structure

- DN
- DN

Body

- 12
- 14

Code

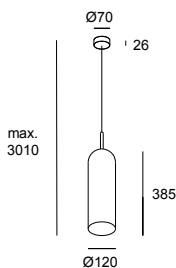
- 00-8107-DN-12**
- 00-8107-DN-14**

Glam 385mm

E14 | Max. 9 W

BODY MAT ST
DIF MAT GLA
CLASE II

- 14 White / Blanc
- DN Matte gold / Or mat
- 12 Fumé / Fumé



Structure

- DN
- DN


Body

- 12
- 14

Code

- 00-8108-DN-12**
- 00-8108-DN-14**

*Traditionally blown glass.
Verre soufflé à main levée.*



The finishes and tones shown may not be completely accurate due to slight variations in production, photographic lighting factors and printing.

Les finitions et les teintes affichées peuvent ne pas être tout à fait exactes en raison de légères variations au niveau de la production, ainsi que de facteurs liés à l'éclairage photographique et à l'impression.

Gong


Francesc Vilaró, 2023

Gong — is a striking luminaire that provides a filtered light, which seeps suggestively through the fabric of its shade. Charm and honesty are what best describe this design by Francesc Vilaró. In addition to injecting a sense of uniqueness by playing with sight and touch, Gong is intended to offer a high light output in a decorative body. With three standard finishes and custom fabric options available upon request, Gong draws attention with its distinctive design, whether switched on or off.

Gong — c'est un luminaire surprenant, qui s'empare des espaces avec une lumière tamisée filtrée de manière suggestive à travers le tissu de son abat-jour. Charisme et honnêteté définissent ce design de Francesc Vilaró. En plus d'offrir une sensibilité particulière en jouant avec la vue et le toucher, le design de Gong est conçu pour offrir un rendement lumineux élevé dans un corps décoratif. Avec trois finitions standard et des options de tissu personnalisées sur demande, Gong se distingue par son caractère unique, qu'il soit allumé ou éteint.











*Speckled taupe grey.
Gris taupe marbré.*








*Russet red.
Rouge tuile.*



*Olive green.
Vert olive.*

Three standard finishes and custom fabric options are available upon request.

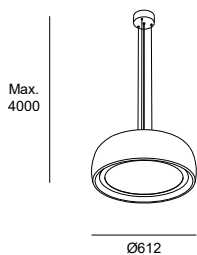
Trois finitions standard et des options de tissus personnalisées sur demande.



N → Gong

LED | CRI 90

BODY MAT ST
DIF MAT PMMA,TEX
CLASE I



- 60 Black / Noir
- U1 Olive Green / Vert Olive
- W1 Mahogany Brown / Marron Acajou
- I9 Speckled taupe / Gris taupe chiné
- L1 Speckled terracota / Terracotta chinée
- J4 Speckled reed green / Vert bambou chiné

	K	W Total	Real Lm	Ring	Screen	Code
DALI-2 110-277V	2700	25.6	1166	60	I9	00-8976-60-I9
				U1	J4	00-8976-U1-J4
				W1	L1	00-8976-W1-L1
PHASE CUT 220-240V	2700	27.4	1166	60	I9	00-8902-60-I9
				U1	J4	00-8902-U1-J4
				W1	L1	00-8902-W1-L1
DALI-2 110-277V	3000	25.6	1274	60	I9	00-8977-60-I9
				U1	J4	00-8977-U1-J4
				W1	L1	00-8977-W1-L1
PHASE CUT 220-240V	3000	27.4	1274	60	I9	00-8933-60-I9
				U1	J4	00-8933-U1-J4
				W1	L1	00-8933-W1-L1
DALI-2 110-277V	4000	25.6	1296	60	I9	00-8978-60-I9
				U1	J4	00-8978-U1-J4
				W1	L1	00-8978-W1-L1
PHASE CUT 220-240V	4000	27.4	1296	60	I9	00-8953-60-I9
				U1	J4	00-8953-U1-J4
				W1	L1	00-8953-W1-L1

Option to adjust the colour temperature via a CCT switch.
Possibilité de modifier la température de couleur grâce à un interrupteur CCT.



2700K



3000K



4000K

The finishes and tones shown may not be completely accurate due to slight variations in production, photographic lighting factors and printing.

Les finitions et les teintes affichées peuvent ne pas être tout à fait exactes en raison de légères variations au niveau de la production, ainsi que de facteurs liés à l'éclairage photographique et à l'impression.

COCO

Nahtrang Studio, 2020

The most graceful luminaire —
Coco's spheres of diffused light
rest on metal structures, creating
a delightful combination and
providing the ideal ambient light for
creating relaxing scenes.

Le luminaire le plus gracieux —
Les sphères à éclairage diffus de
Coco reposent sur des structures
métalliques qui créent une
combinaison agréable et assurent
un éclairage ambiant adapté à la
création de scènes reposantes.







Coco Single

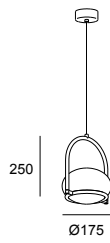
E14 | Max. 9 W

BODY MAT ST,AL

DIF MAT PC

CLASE I

- 05 Black / Noir
- ET Painted gold / Or peint
- M1 Opal white / Blanc opale



Structure

- 05
- ET

Difussor

- M1
- M1

Code

00-7984-05-M1
00-7984-ET-M1

N → Coco Double

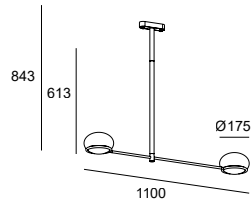
E14 | 2 × Max. 9 W

BODY MAT ST,AL

DIF MAT PC

CLASE I

- 05 Black / Noir
- M1 Opal white / Blanc opale



Structure

- 05

Difussor

- M1

Code

00-9003-05-M1

Not included / Non inclus

- 400 mm extension
Rallonge de 400 mm
- 600 mm extension
Rallonge de 600 mm

71-9003-05-05

71-9006-05-05

Coco Chandelier

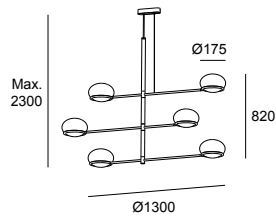
E14 | 6 × Max. 9 W

BODY MAT ST,AL

DIF MAT PC

CLASE I

- 05 Black / Noir
- M1 Opal white / Blanc opale



Structure

- 05

Difussor

- M1

Code

00-7986-05-M1

*The chandelier allows you to customise the position of the arms.
Le lustre permet de choisir la position des bras.*



Shoemaker

Joel Karlsson, 2020



Tunable White (2700K- 6000K).
Tunable White (2700K- 6000K).

Warmth — Shoemaker is Joel Karlsson's reinterpretation of a classic shape, a highly technical yet decorative piece designed with straight, pure lines. The recycled felt finish of the diffuser, available in two options, provides sound-absorbing properties and is a defining factor in the collection's personality. It also comes in various colour temperatures and other smart lighting advantages.

Chaleur — Avec Shoemaker, Joel Karlsson réinterprète une forme classique, dessinant avec des lignes droites et pures une pièce à la fois très technique et décorative. La finition en feutre recyclé du diffuseur dans les deux options disponibles offre des propriétés insonorisantes et constitue un facteur déterminant de cette collection, qui propose également différentes températures de couleur et d'autres avantages typiques de l'éclairage intelligent.





*Recycled, sound-absorbing material with flame-retardant properties.
Matériau recyclé, acoustique et aux propriétés ignifuges.*



Shoemaker Ø669

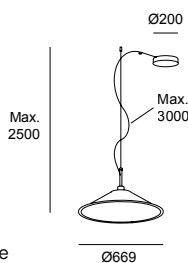
LED | CRI 90

BODY MAT ST,FELT

DIF MAT PMMA

CLASE I

- O5 Black / Noir
- EK Dark gray / Gris foncé
- EQ Anthracite gray / Gris anthracite



K

W Total

Real Lm

Structure

Body

Code

0-10V 100-240V	2700	28.6	1358	05 ●	EK ●	●	00-7728-05-EK
05 ●				05 ●	EQ ●	●	00-7728-05-EQ
PUSH/DALI 100-240V	2700	28.6	1358	05 ●	EK ●	●	00-7731-05-EK
05 ●				05 ●	EQ ●	●	00-7731-05-EQ
DALI DT8 220-240V	TW 2700- 6500	22.2	1088	05 ●	EK ●	●	00-7727-05-EK
05 ●				05 ●	EQ ●	●	00-7727-05-EQ

Shoemaker 1204mm

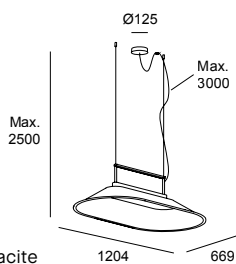
LED | CRI 90

BODY MAT ST,FELT

DIF MAT PMMA

CLASE I

- O5 Black / Noir
- EK Dark gray / Gris foncé
- EQ Anthracite gray / Gris anthracite



K

W Total

Real Lm

Structure

Body

Code


0-10V 100-240V	2700	55	3631	05 ●	EK ●	●	00-7730-05-EK
05 ●				05 ●	EQ ●	●	00-7730-05-EQ
DALI-2 100-240V	2700	55	3631	05 ●	EK ●	●	00-7732-05-EK
05 ●				05 ●	EQ ●	●	00-7732-05-EQ
DALI DT8 / PUSH 220-240V	TW 2700- 6500	53.9	4002	05 ●	EK ●	●	00-7729-05-EK
05 ●				05 ●	EQ ●	●	00-7729-05-EQ

Dark grey finish (EK).
Finition gris foncé (EK).



Anthracite grey finish (EQ).
Finition gris anthracite (EK).





*Methacrylate diffuser.
Diffuseur en méthacrylate.*

Timeless delicacy — Veneto is a luminaire with a modern take on a classic design. The lightness of its methacrylate diffuser and the piece's golden detail combine to grant the luminaire its own character that matches its staging. Veneto delivers warm and intimate illumination while also serving as accent lighting or functional light in a chandelier format.

Délicatesse intemporelle — Veneto est un luminaire qui arbore un design classique actuel. La légèreté de son diffuseur en méthacrylate, alliée au détail doré de la finition, lui confèrent de la personnalité en équilibrant sa mise en scène. Veneto assure un éclairage chaleureux et intime, tout en étant capable de fonctionner comme un luminaire d'accentuation ou sous forme de lustre.





Veneto Surfaced 1 Body

LED | 2700 K | CRI 80 | 8.3 W Total | 452 Real Lm

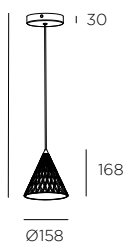
BODY MAT ST,AL

DIF MAT PMMA

CLASE I

- 14 White / Blanc
- 60* Black / Noir
- DL* Gold / Or
- DO Polished brass / Laiton poli

Max. 6000
Min. 500



ON-OFF
100-277V

PHASE CUT
220-240V

Canopy

Body

Code

14 ○ DO ●
60 ●* DO ●
DL ●* DO ●

00-7588-14-DO
00-7588-60-DO
00-7588-DL-DO

14 ○ DO ●
60 ●* DO ●
DL ●* DO ●

00-7589-14-DO
00-7589-60-DO
00-7589-DL-DO

*Please contact our sales team for conditions and delivery times.

*Consultez notre équipe commerciale pour connaître les conditions et les délais de livraison.

Veneto Recessed 1 Body

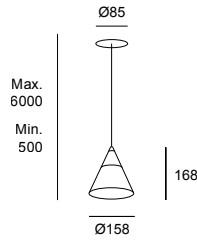
LED | 2700 K | CRI 80 | 8.3 W Total | 452 Real Lm

BODY MAT ST,AL

DIF MAT PMMA

CLASE II

- 14 White / Blanc
- DO Polished brass / Laiton poli



Canopy Body

Code

ON-OFF
100-240V

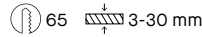
14 ○ DO ●

00-7590-14-DO

PHASE CUT
220-240V

14 ○ DO ●

00-7591-14-DO



Veneto Surfaced 3 Bodies

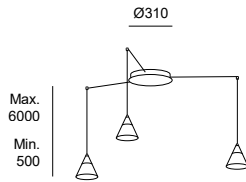
LED | 2700 K | CRI 90 | 23 W Total | 1134 Real Lm

BODY MAT ST,AL

DIF MAT PMMA

CLASE I

- 14 White / Blanc
- 60* Black / Noir
- DL* Gold / Or
- DO Polished brass / Laiton poli



Canopy Body

Code

ON-OFF
100-240V

14 ○ DO ●
60 ●* DO ●
DL ●* DO ●

15-7590-14-DO
15-7590-60-DO
15-7590-DL-DO

0-10V
100-240V

14 ○ DO ●
60 ●* DO ●
DL ●* DO ●

15-7602-14-DO
15-7602-60-DO
15-7602-DL-DO

DALI
100-240V

14 ○ DO ●
60 ●* DO ●
DL ●* DO ●

15-7596-14-DO
15-7596-60-DO
15-7596-DL-DO

Veneto Surfaced 5 Bodies

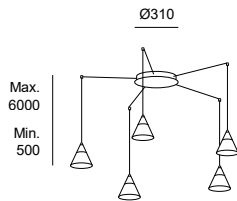
LED | 2700 K | CRI 90 | 37.5 W Total | 1890 Real Lm

BODY MAT ST,AL

DIF MAT PMMA

CLASE I

- 14 White / Blanc
- 60* Black / Noir
- DL* Gold / Or
- DO Polished brass / Laiton poli



Canopy Body

Code

ON-OFF
100-240V

14 ○ DO ●
60 ●* DO ●
DL ●* DO ●

15-7592-14-DO
15-7592-60-DO
15-7592-DL-DO

0-10V
100-240V

14 ○ DO ●
60 ●* DO ●
DL ●* DO ●

15-7604-14-DO
15-7604-60-DO
15-7604-DL-DO

DALI
100-240V

14 ○ DO ●
60 ●* DO ●
DL ●* DO ●

15-7598-14-DO
15-7598-60-DO
15-7598-DL-DO

Veneto Surfaced 6 Bodies

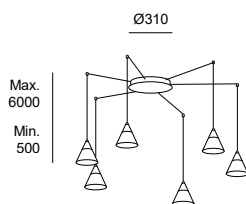
LED | 2700 K | CRI 90 | 44.8 W Total | 2268 Real Lm

BODY MAT ST,AL

DIF MAT PMMA

CLASE I

- 14 White / Blanc
- 60* Black / Noir
- DL* Gold / Or
- DO Polished brass / Laiton poli



Canopy Body

Code

ON-OFF
100-240V

14 ○ DO ●
60 ●* DO ●
DL ●* DO ●

15-7593-14-DO
15-7593-60-DO
15-7593-DL-DO

0-10V
100-240V

14 ○ DO ●
60 ●* DO ●
DL ●* DO ●

15-7605-14-DO
15-7605-60-DO
15-7605-DL-DO

DALI
100-240V

14 ○ DO ●
60 ●* DO ●
DL ●* DO ●

15-7599-14-DO
15-7599-60-DO
15-7599-DL-DO

Catenaria

Francesc Vilaró, 2019

The warmth of alabaster applied to light — Francesc Vilaró was inspired by Gaudí's catenary arches to create this large piece where the focal points are alabaster and its warm and intimate light. The 1.7 m diameter chrome Structure, composed of 30 alabaster tulips, make up a classic chandelier with a contemporary spin.

La chaleur de l'albâtre appliquée à la lumière — Francesc Vilaró s'inspire des arcs caténaux de Gaudí pour créer une pièce de grandes dimensions qui a pour éléments phares l'albâtre et sa lumière chaude et intime. La Structure chromée de 1,7 m de diamètre, composée de 30 tulipes d'albâtre, forme un lustre classique de style contemporain.





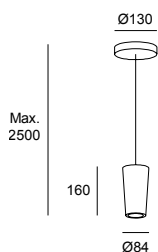
*Handcrafted manufacturing with alabaster.
Fabrication artisanale en albâtre.*

Catenaria Surface

LED | 3000 K | CRI 80 | 8.8 W Total | 580 Real Lm

BODY MAT AL,AISI304
DIF MAT PMMA,ALAB
CLASE I

- 21 Chrome / Chrome
- 55 Alabaster / Albâtre



ON-OFF
100-240V

Canopy Body

21 ● 55 ●

Code

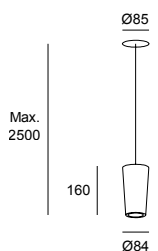
00-7614-21-55

Catenaria Recessed

LED | 3000 K | CRI 80 | 8.8 W Total | 580 Real Lm

BODY MAT AL,AISI304
DIF MAT PMMA,ALAB
CLASE II

- 14 White / Blanc
- 55 Alabaster / Albâtre



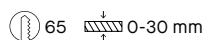
ON-OFF
100-240V

Canopy Body

14 ● 55 ●

Code

00-7615-14-55

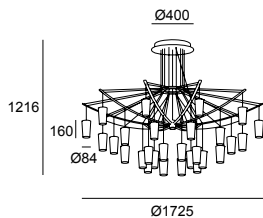


Catenaria Chandelier

LED | 3000 K | CRI 80 | 17400 Real Lm

BODY MAT AL,MAR,AISI304
DIF MAT PMMA,ALAB
CLASE I

- 21 Chrome / Chrome
- 55 Alabaster / Albâtre



DALI
100-277V

0-10V
100-277V

W Total

Canopy

Body

Code

216

21 ●

55 ●

20-7612-21-55

232

21 ●

55 ●

20-7613-21-55

Chrome finish surface-mounted ceiling rose.
Fleuron en saillie à finition chromée.

White finish recessed ceiling rose.
Fleuron encastré à finition blanche.



Nimes

N → Nimes

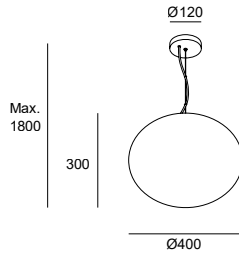
E27 | Max. 15 W

BODY MAT ST

DIF MAT GLA

CLASE II

○ 14 White / Blanc



Canopy

14 ○

Difussor

F9 ○

Code

00-9032-14-F9

A timeless classic — A classic that never fails. Nimes is a simple and functional opal oval light.

Un classique intemporel — Un classique qui ne déçoit jamais. Nimes est un luminaire ovale Opal simple et fonctionnel.






Noway

Francesc Vilaró, 2021

Simplicity and purity — Noway balances simplicity, purity and authenticity. The combination of two diffuser structures of different sizes, in matte black and gold finishes, offers indirect and comfortable lighting.

Simplicité et pureté — Noway combine simplicité, pureté et authenticité. La combinaison de ses deux structures de diffuseurs de tailles différentes, en finition noir mat et or, fournit un éclairage indirect et confortable.







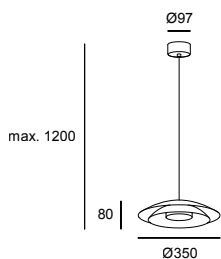
*Includes a switch for selecting the appropriate temperature.
Muni d'un interrupteur qui permet de choisir la température adaptée.*

Noway Small

LED | CCT 2700-3000-4000 K | CRI 90 | 18.5 W Total | 618 Real Lm (3000K)

BODY MAT ST

- 05 Black / Noir
- DN Matte gold / Or mat



ON-OFF
220-240V

PHASE CUT
220-240V

Light For Life
220-240V ⚡

Upper Screen

Lower Screen

Code

05 ●
DN ●

05 ●
05 ●

00-8391-05-05
00-8391-DN-05

05 ●
DN ●

05 ●
05 ●

00-8392-05-05
00-8392-DN-05

05 ●
DN ●

05 ●
05 ●

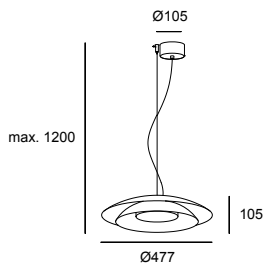
00-8393-05-05
00-8393-DN-05

Noway Big

LED | CCT 2700-3000-4000 K | CRI 90 | 24.5 W Total | 813 Real Lm (3000K)

BODY MAT ST

- 05 Black / Noir
- DN Matte gold / Or mat



ON-OFF
220-240V

PHASE CUT
220-240V

Light For Life
220-240V ⚡

Upper Screen

Lower Screen

Code

05 ●
DN ●

05 ●
05 ●

00-8394-05-05
00-8394-DN-05

05 ●
DN ●

05 ●
05 ●

00-8395-05-05
00-8395-DN-05

05 ●
DN ●

05 ●
05 ●

00-8396-05-05
00-8396-DN-05

*The lower level shade always comes with a black finish.
L'abat-jour du niveau inférieur est toujours en noir.*



Keops

Lagranja Design, 2024

Personalisation and character —
Keops is a collection of highly functional pendant lights that use light bulbs. This design intentionally explores the use of colour and various sizes. It features simple and versatile geometries, with unique details such as its upper grooves that create a distinct interplay of light and shadow. Furthermore, it offers extensive customisation options, allowing you to personalise each level with your desired RAL colour.

Personnalisation et caractère —
Keops est une collection de suspensions très fonctionnelles dotées d'ampoules. Ce modèle vise clairement à jouer avec la couleur et ses différentes tailles. Arborant des géométries simples et polyvalentes, il se distingue par des détails tels que ses rainures supérieures qui créent un jeu d'ombre et de lumière très caractéristique. En outre, c'est un luminaire qui permet de jouer largement avec la couleur de chaque niveau, puisque chacun d'entre eux peut être personnalisé avec le RAL souhaité.





*Configurator for customisation available.
Configurateur de personnalisation disponible.*

keops.ledsc4.com







*Detail of the lighting effect of the upper slots.
Détail de l'effet lumineux des rainures supérieures.*





Customisable finishes available upon request via configurator.

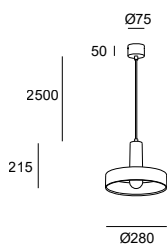
Finitions personnalisables sur demande par le biais du configurateur.



N → Keops Individual

BODY MAT AL
CLASE II

- A1 Grey white / Blanc gris
- A3 Brown grey / Gris brun
- A4 Brick red / Rouge brique



E27 Max. Ø 60 mm | Max. 15 W

Canopy	Level 1	Level 2
A1 	A1 	A1
A3 	A3 	A3
A4 	A4 	A4

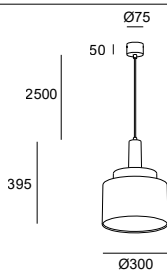
Code

00-9033-A1-A1
00-9033-A3-A1
00-9033-A4-A1

N → Keops Triple Ø300

BODY MAT AL
CLASE II

- A1 Grey white / Blanc gris
- A3 Brown grey / Gris brun
- A4 Brick red / Rouge brique



E27 Globe Max. Ø 120 mm | Max. 15 W

Canopy	Level 1	Level 2	Level 3
A4 	A4 	A3 	A1

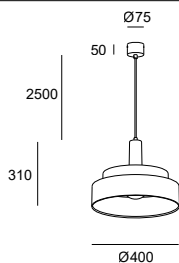
Code

00-9035-CV-A1

N → Keops Triple Ø400

BODY MAT AL
CLASE II

- A1 Grey white / Blanc gris
- A3 Brown grey / Gris brun
- A4 Brick red / Rouge brique



E27 Globe Max. Ø 120 mm | Max. 15 W

Canopy	Level 1	Level 2	Level 3
A3 	A3 	A1 	A4

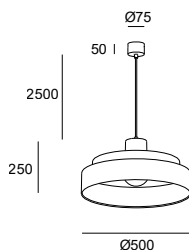
Code

00-9034-CV-A1

N → Keops Triple Ø500

BODY MAT AL
CLASE II

- A1 Grey white / Blanc gris
- A3 Brown grey / Gris brun
- A4 Brick red / Rouge brique



E27 Globe Max. Ø 120 mm | Max. 15 W

Canopy	Level 1	Level 2	Level 3
A1 	A1 	A4 	A3

Code

00-9036-CV-A1



Configure your luminaire
Configurez votre luminaire

Compositional richness — Attic is an extremely functional lighting system thanks to its simple installation and the addition of luminaires. The light provided by its bulbs can be used in work areas or to create relaxed settings. Furthermore, the lighting effect generated by the side openings on its shade provide full integration of the wiring structure in the piece's final composition. With the option of customising the colour of its shades and three geometric shapes that can be combined, Attic is a modular piece in every sense.



Richesse de composition — Attic est un système d'éclairage extrêmement fonctionnel grâce à sa grande facilité d'installation et d'ajout de luminaires. L'éclairage de ses ampoules peut servir aussi bien pour les zones de travail que pour créer des atmosphères détendues. En outre, l'effet lumineux généré par les ouvertures latérales de l'abat-jour permet d'intégrer totalement la structure du câblage dans la composition finale du modèle. Offrant la possibilité de personnaliser la couleur des abat-jour et trois formes géométriques combinables entre elles, Attic est un modèle modulaire dans tous les sens du terme.



*Configurator for customisation available.
Configurateur de personnalisation disponible.*

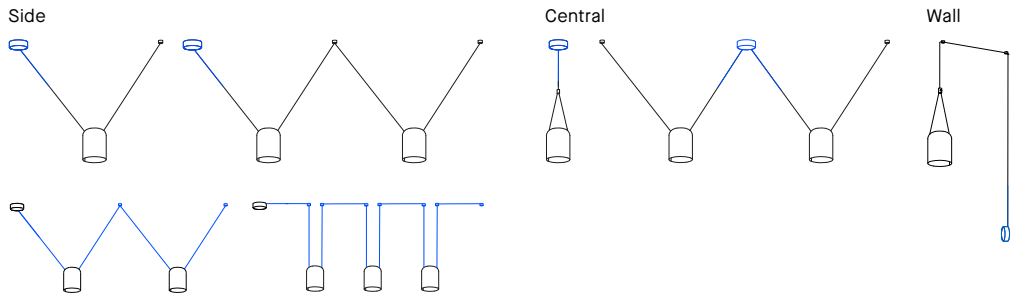
attic.ledsc4.com

Configure your Attic Configurez votre Attic

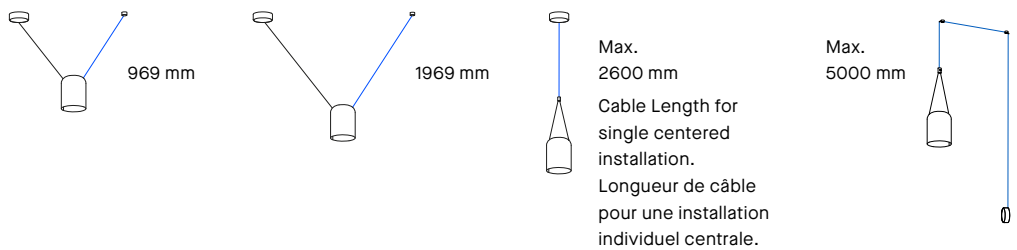
1 Installation Installation

With 2 installation options.
Avec 2 options
d'installation.

Not available for the
individual model with central
rosette.
Non disponible pour le
modèle individuel à patère
centrale.



2 Cable Length Longueur de câble

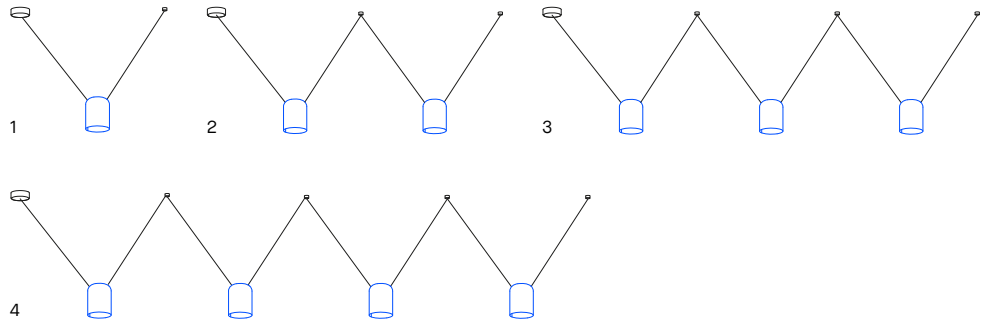


3 Screen Abat-jour




4 Standard combinations Combinaisons standard

More options available with
the configurator.
Plus d'options grâce au
configurateur.



5 Finishes Finitions

Multiple customisable colours
available on request.
De multiples couleurs à
personnaliser sur demande.



Configure your luminaire
Configurez votre luminaire





*Colour customisation example.
Exemple de personnalisation de la couleur.*



The ceiling hooks provide two installation options.
Les fixations de plafond permettent les deux options d'installation.

Option to customise the luminaires with a selection of finishes upon request.

Possibilité de personnaliser les luminaires avec un choix de finitions sur demande.





N → Attic Individual

E27 | Max. 15 W

BODY MAT AL

CLASE II

- 14 White / Blanc
- 05 Black / Noir



Structure	Exterior Screen	Code						
<table border="0"> <tr><td></td><td>05 ●</td></tr> <tr><td></td><td>05 ●</td></tr> </table>		05 ●		05 ●	<table border="0"> <tr><td>05 ●</td></tr> <tr><td>14 ○</td></tr> </table>	05 ●	14 ○	<p>00-7388-05-05</p> <p>00-7388-05-14</p>
	05 ●							
	05 ●							
05 ●								
14 ○								
<table border="0"> <tr><td></td><td>05 ●</td></tr> <tr><td></td><td>05 ●</td></tr> </table>		05 ●		05 ●	<table border="0"> <tr><td>05 ●</td></tr> <tr><td>14 ○</td></tr> </table>	05 ●	14 ○	<p>00-7389-05-05</p> <p>00-7389-05-14</p>
	05 ●							
	05 ●							
05 ●								
14 ○								
<table border="0"> <tr><td></td><td>05 ●</td></tr> <tr><td></td><td>05 ●</td></tr> </table>		05 ●		05 ●	<table border="0"> <tr><td>05 ●</td></tr> <tr><td>14 ○</td></tr> </table>	05 ●	14 ○	<p>00-9007-05-05</p> <p>00-9007-05-14</p>
	05 ●							
	05 ●							
05 ●								
14 ○								

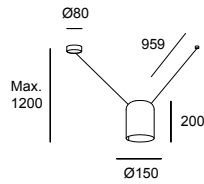
N → Attic V 1200 mm

E27 | Max. 15 W

BODY MAT AL

CLASE II

- 14 White / Blanc
- 05 Black / Noir



Structure	Exterior Screen	Code						
<table border="0"> <tr><td></td><td>05 ●</td></tr> <tr><td></td><td>05 ●</td></tr> </table>		05 ●		05 ●	<table border="0"> <tr><td>05 ●</td></tr> <tr><td>14 ○</td></tr> </table>	05 ●	14 ○	<p>00-7392-05-05</p> <p>00-7392-05-14</p>
	05 ●							
	05 ●							
05 ●								
14 ○								
<table border="0"> <tr><td></td><td>05 ●</td></tr> <tr><td></td><td>05 ●</td></tr> </table>		05 ●		05 ●	<table border="0"> <tr><td>05 ●</td></tr> <tr><td>14 ○</td></tr> </table>	05 ●	14 ○	<p>00-7393-05-05</p> <p>00-7393-05-14</p>
	05 ●							
	05 ●							
05 ●								
14 ○								
<table border="0"> <tr><td></td><td>05 ●</td></tr> <tr><td></td><td>05 ●</td></tr> </table>		05 ●		05 ●	<table border="0"> <tr><td>05 ●</td></tr> <tr><td>14 ○</td></tr> </table>	05 ●	14 ○	<p>00-9042-05-05</p> <p>00-9042-05-14</p>
	05 ●							
	05 ●							
05 ●								
14 ○								

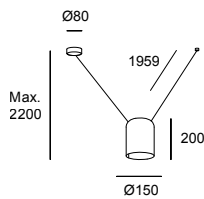
N → Attic V 2200 mm

E27 | Max. 15 W

BODY MAT AL

CLASE II

- 14 White / Blanc
- 05 Black / Noir



Structure	Exterior Screen	Code						
<table border="0"> <tr><td></td><td>05 ●</td></tr> <tr><td></td><td>05 ●</td></tr> </table>		05 ●		05 ●	<table border="0"> <tr><td>05 ●</td></tr> <tr><td>14 ○</td></tr> </table>	05 ●	14 ○	<p>00-7390-05-05</p> <p>00-7390-05-14</p>
	05 ●							
	05 ●							
05 ●								
14 ○								
<table border="0"> <tr><td></td><td>05 ●</td></tr> <tr><td></td><td>05 ●</td></tr> </table>		05 ●		05 ●	<table border="0"> <tr><td>05 ●</td></tr> <tr><td>14 ○</td></tr> </table>	05 ●	14 ○	<p>00-7391-05-05</p> <p>00-7391-05-14</p>
	05 ●							
	05 ●							
05 ●								
14 ○								
<table border="0"> <tr><td></td><td>05 ●</td></tr> <tr><td></td><td>05 ●</td></tr> </table>		05 ●		05 ●	<table border="0"> <tr><td>05 ●</td></tr> <tr><td>14 ○</td></tr> </table>	05 ●	14 ○	<p>00-9043-05-05</p> <p>00-9043-05-14</p>
	05 ●							
	05 ●							
05 ●								
14 ○								

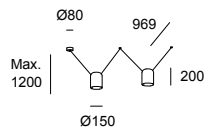
N → Attic 2 bodies 1200mm Side

E27 | 2 × Max. 15 W

BODY MAT AL

CLASE II

- 14 White / Blanc
- 05 Black / Noir



Structure	Exterior Screen	Code						
<table border="0"> <tr><td></td><td>05 ●</td></tr> <tr><td></td><td>05 ●</td></tr> </table>		05 ●		05 ●	<table border="0"> <tr><td>05 ●</td></tr> <tr><td>14 ○</td></tr> </table>	05 ●	14 ○	<p>00-7396-05-05</p> <p>00-7396-05-14</p>
	05 ●							
	05 ●							
05 ●								
14 ○								
<table border="0"> <tr><td></td><td>05 ●</td></tr> <tr><td></td><td>05 ●</td></tr> </table>		05 ●		05 ●	<table border="0"> <tr><td>05 ●</td></tr> <tr><td>14 ○</td></tr> </table>	05 ●	14 ○	<p>00-7397-05-05</p> <p>00-7397-05-14</p>
	05 ●							
	05 ●							
05 ●								
14 ○								
<table border="0"> <tr><td></td><td>05 ●</td></tr> <tr><td></td><td>05 ●</td></tr> </table>		05 ●		05 ●	<table border="0"> <tr><td>05 ●</td></tr> <tr><td>14 ○</td></tr> </table>	05 ●	14 ○	<p>00-9044-05-05</p> <p>00-9044-05-14</p>
	05 ●							
	05 ●							
05 ●								
14 ○								

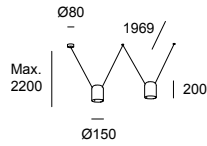
N → Attic 2 bodies 2200mm Side

E27 | 2 × Max. 15 W

BODY MAT AL

CLASE II

- 14 White / Blanc
- 05 Black / Noir



Structure	Exterior Screen	Code
<ul style="list-style-type: none"> ○ 05 ● 05 	<ul style="list-style-type: none"> ● 05 ○ 14 	<ul style="list-style-type: none"> 00-7394-05-05 00-7394-05-14
<ul style="list-style-type: none"> ○ 05 ● 05 	<ul style="list-style-type: none"> ● 05 ○ 14 	<ul style="list-style-type: none"> 00-7395-05-05 00-7395-05-14
<ul style="list-style-type: none"> ○ 05 ● 05 	<ul style="list-style-type: none"> ● 05 ○ 14 	<ul style="list-style-type: none"> 00-9045-05-05 00-9045-05-14

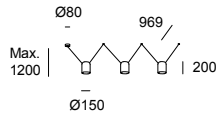
N → Attic 3 bodies 1200mm Side

E27 | 3 × Max. 15 W

BODY MAT AL

CLASE II

- 14 White / Blanc
- 05 Black / Noir



Structure	Exterior Screen	Code
<ul style="list-style-type: none"> ○ 05 ● 05 	<ul style="list-style-type: none"> ● 05 ○ 14 	<ul style="list-style-type: none"> 00-7400-05-05 00-7400-05-14
<ul style="list-style-type: none"> ○ 05 ● 05 	<ul style="list-style-type: none"> ● 05 ○ 14 	<ul style="list-style-type: none"> 00-7401-05-05 00-7401-05-14
<ul style="list-style-type: none"> ○ 05 ● 05 	<ul style="list-style-type: none"> ● 05 ○ 14 	<ul style="list-style-type: none"> 00-9046-05-05 00-9046-05-14

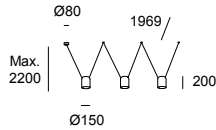
N → Attic 3 bodies 2200mm Side

E27 | 3 × Max. 15 W

BODY MAT AL

CLASE II

- 14 White / Blanc
- 05 Black / Noir



Structure	Exterior Screen	Code
<ul style="list-style-type: none"> ○ 05 ● 05 	<ul style="list-style-type: none"> ● 05 ○ 14 	<ul style="list-style-type: none"> 00-7398-05-05 00-7398-05-14
<ul style="list-style-type: none"> ○ 05 ● 05 	<ul style="list-style-type: none"> ● 05 ○ 14 	<ul style="list-style-type: none"> 00-7399-05-05 00-7399-05-14
<ul style="list-style-type: none"> ○ 05 ● 05 	<ul style="list-style-type: none"> ● 05 ○ 14 	<ul style="list-style-type: none"> 00-9047-05-05 00-9047-05-14

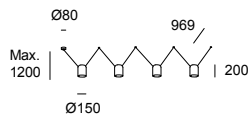
N → Attic 4 bodies 1200mm Side

E27 | 4 × Max. 15 W

BODY MAT AL

CLASE II

- 14 White / Blanc
- 05 Black / Noir



Structure	Exterior Screen	Code
<ul style="list-style-type: none"> ○ 05 ● 05 	<ul style="list-style-type: none"> ● 05 ○ 14 	<ul style="list-style-type: none"> 00-7404-05-05 00-7404-05-14
<ul style="list-style-type: none"> ○ 05 ● 05 	<ul style="list-style-type: none"> ● 05 ○ 14 	<ul style="list-style-type: none"> 00-7405-05-05 00-7405-05-14
<ul style="list-style-type: none"> ○ 05 ● 05 	<ul style="list-style-type: none"> ● 05 ○ 14 	<ul style="list-style-type: none"> 00-9049-05-05 00-9049-05-14

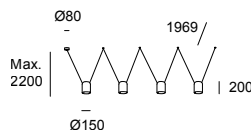
N → Attic 4 bodies 2200mm Side

E27 | 4 × Max. 15 W

BODY MAT AL

CLASE II

- 14 White / Blanc
- 05 Black / Noir



Structure	Exterior Screen	Code
<ul style="list-style-type: none"> ○ 05 ● 05 	<ul style="list-style-type: none"> ● 05 ○ 14 	<ul style="list-style-type: none"> 00-7402-05-05 00-7402-05-14
<ul style="list-style-type: none"> ○ 05 ● 05 	<ul style="list-style-type: none"> ● 05 ○ 14 	<ul style="list-style-type: none"> 00-7403-05-05 00-7403-05-14
<ul style="list-style-type: none"> ○ 05 ● 05 	<ul style="list-style-type: none"> ● 05 ○ 14 	<ul style="list-style-type: none"> 00-9048-05-05 00-9048-05-14

Super Attic

Nahtrang Studio, 2021

Striking and harmonic presence — The modular Attic collection is extended thanks to the arrival of the family's largest member: a sizeable, conical lampshade that takes unbridled ownership of the space, granting it presence and attention to detail. Customisation in any RAL colour is possible upon request.

Présence imposante et harmonieuse — La famille modulaire Attic s'agrandit avec l'arrivée du plus grand de la collection : un abat-jour conique de grande dimension qui s'approprie l'espace sans complexes en lui conférant présence et goût du détail. Possibilité de personnaliser la couleur dans n'importe quel RAL sur demande.



*Configurator for customisation available.
Configurateur de personnalisation disponible.*

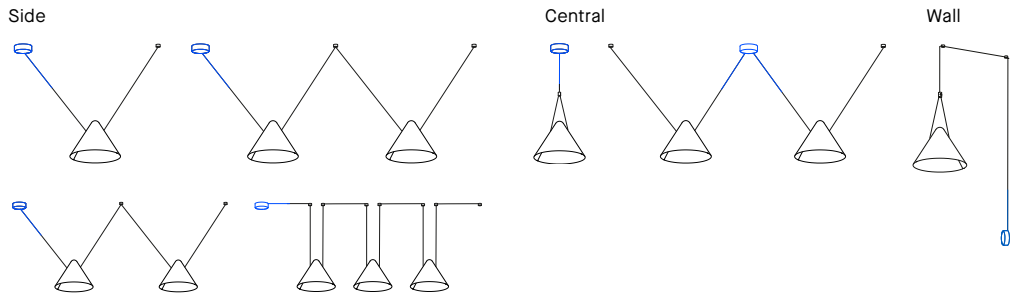
attic.ledsc4.com

Configure your Attic Configurez votre Attic

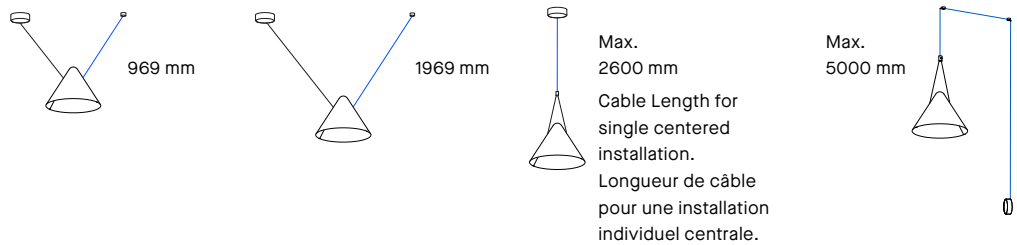
1 Installation Installation

With 2 installation options.
Avec 2 options
d'installation.

Not available for the
individual model with central
rosette.
Non disponible pour le
modèle individuel à patère
centrale.

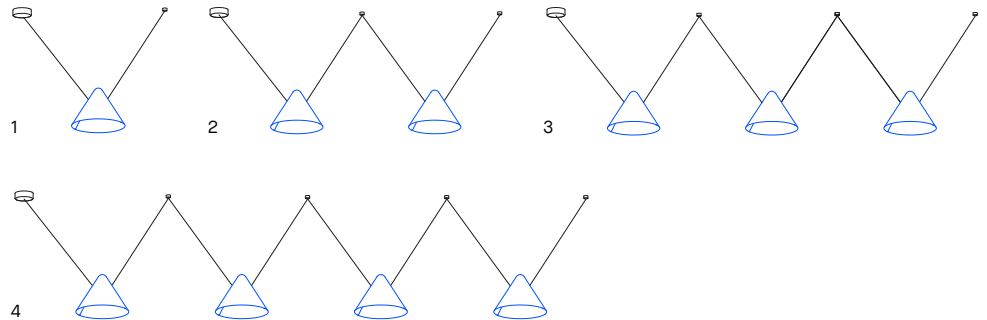


2 Cable Length Longueur de câble



4 Standard combinations Combinaisons standard

More options available with
the configurator.
Plus d'options grâce au
configurateur.



5 Finishes Finitions

Multiple customisable colours
available on request.
De multiples couleurs à
personnaliser sur demande.

05 Black



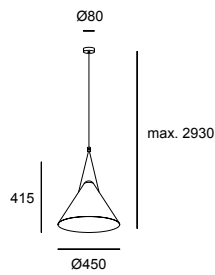
Configure your luminaire
Configurez votre luminaire



Super Attic

BODY MAT AL
CLASE II

● 05 Black / Noir



E27 | Max. 15 W

Structure

05 ●

Exterior Screen

05 ●

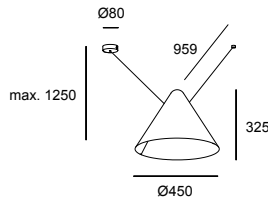
Code

00-8348-05-05

Super Attic Shape V 1250mm

BODY MAT AL
CLASE II

● 05 Black / Noir



E27 | Max. 15 W

Structure

05 ●

Exterior Screen

05 ●

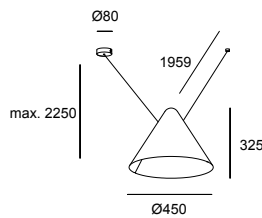
Code

00-8365-05-05

Super Attic Shape V 2250mm

BODY MAT AL
CLASE II

● 05 Black / Noir



E27 | Max. 15 W

Structure

05 ●

Exterior Screen

05 ●

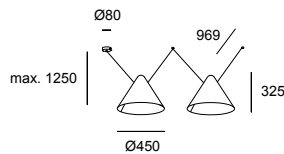
Code

00-8364-05-05

Super Attic 2 bodies 1250mm Side

BODY MAT AL
CLASE II

● 05 Black / Noir



E27 | 2 × Max. 15 W

Structure

05 ●

Exterior Screen

05 ●

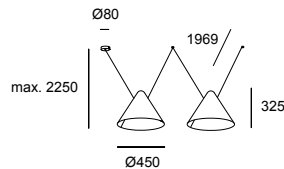
Code

00-8373-05-05

Super Attic 2 bodies 2250mm Side

BODY MAT AL
CLASE II

● 05 Black / Noir



E27 | 2 × Max. 15 W

Structure

05 ●

Exterior Screen

05 ●

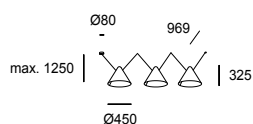
Code

00-8369-05-05

Super Attic 3 bodies 1250mm Side

BODY MAT AL
CLASE II

● 05 Black / Noir



E27 | 3 × Max. 15 W

Structure

05 ●

Exterior Screen

05 ●

Code

00-8381-05-05

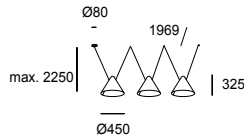
Super Attic 3 bodies 2250mm Side

E27 | 3 × Max. 15 W

BODY MAT AL

CLASE II

● 05 Black / Noir



Structure

05 ●

Exterior Screen

05 ●

Code

00-8377-05-05

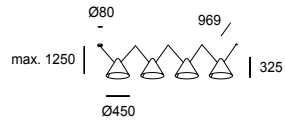
Super Attic 4 Bodies 1250mm Side

E27 | 4 × Max. 15 W

BODY MAT AL

CLASE II

● 05 Black / Noir



Structure

05 ●

Code

00-8389-05-05

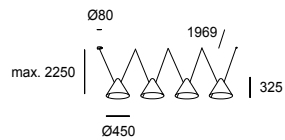
Super Attic 4 Bodies 2250mm Side

E27 | 4 × Max. 15 W

BODY MAT AL

CLASE II

● 05 Black / Noir



Structure

05 ●

Code

00-8385-05-05



Natural distinction — With simple, pure lines, H is a reinterpretation of the classic shade where the added value lies in its light's comfort. It offers functional lighting for work, while it also creates a delicate additional halo thanks to its open shape, which is slightly recessed from the upper stem, creating delightful interplay between light and shadow.

Distinction naturelle — Arborant des lignes simples et pures, H est une réinterprétation de l'abat-jour classique dont la valeur ajoutée est le confort de la lumière. Offrant une lumière fonctionnelle pour le travail, ce modèle crée également un halo délicat supplémentaire grâce à la forme ouverte et légèrement enfoncée de la tige supérieure, créant un agréable jeu d'ombres et de lumières.







N → H Pendant Surface

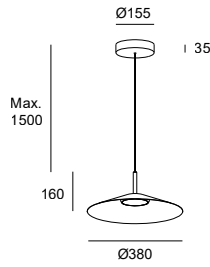
LED | 2700 K | CRI 90 | 27.7 W Total | 1207 Real Lm

BODY MAT ST

DIF MAT ACR

CLASE I

- 05 Black / Noir
- DN Matte gold / Or mat



ON-OFF
220-240V

DALI-2
220-240V

Finishing

- 05
- DN

- 05
- DN

Code

00-7742-05-05
00-7742-DN-DN

00-9050-05-05
00-9050-DN-DN

N → H Pendant Recessed

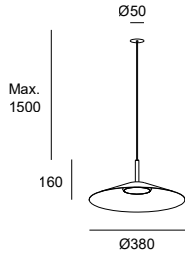
LED | 2700 K | CRI 90 | 27.7 W Total | 1207 Real Lm

BODY MAT ST

DIF MAT ACR

CLASE I

- 05 Black / Noir
- DN Matte gold / Or mat



ON-OFF
220-240V

DALI-2
220-240V

Finishing

- 05
- DN

- 05
- DN

Code

00-9052-05-05
00-9052-DN-DN

00-9053-05-05
00-9053-DN-DN

Black ceiling rose
Monture noir

*Detail of the subtle upper light effect.
Détail du subtil effet d'éclairage supérieur.*



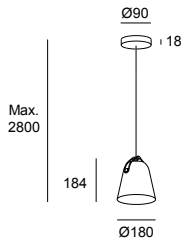
Napa Small

E27 | Max. 15 W

BODY MAT ST

CLASE I

- O5 Black / Noir
- DN Matte gold / Or mat
- EM Stone grey / Gris pierre



Body

- O5
- O5
- EM

Button

- O5
- DN
- EM

Code

- 00-7992-05-05**
- 00-7992-05-DN**
- 00-7992-EM-EM**

Black ceiling rose
Monture noir

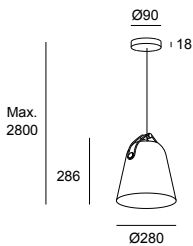
Napa Big

E27 | Max. 15 W

BODY MAT ST

CLASE I

- O5 Black / Noir
- DN Matte gold / Or mat
- EM Stone grey / Gris pierre



Body

- O5
- O5
- EM

Button

- O5
- DN
- EM

Code

- 00-7993-05-05**
- 00-7993-05-DN**
- 00-7993-EM-EM**

Black ceiling rose
Monture noir

*Different combinations of finishes for the light shade and its details.
Différentes combinaisons de finitions pour l'abat-jour et ses détails.*



EM-EM



05-DN



05-05



Versatile design — Napa is a timeless, neutral piece with smooth lines. The light point hinted at its top corner grants it particular elegance. Alone or in combination with other elements, Napa provides practical, functional lighting capable of harmonising any space.

Design polyvalent — Napa est un modèle intemporel et neutre qui arbore des lignes douces. Le point lumineux que l'on devine dans sa partie supérieure lui confère une élégance particulière. Seul ou en composition, Napa assure un éclairage pratique et fonctionnel capable d'harmoniser n'importe quel espace.

Candle

Benedito Design, 2017

Reinterpreting a classic —

This delicate luminaire is a reinterpretation of the classic candle. Its light is worked while respecting the essence of this inspiration, offering warmth and harmony. From the simplicity of the basic piece to the compositional complexity of the chandelier, Candle has become a living collection that changes greatly thanks to the inclusion of its two accessories: the disc and the sphere. These essential forms uphold the collection's initial delicate nature.

Réinterprétation d'un classique —

Ce délicat luminaire est la réinterprétation contemporaine de la bougie classique. L'éclairage est travaillé dans le respect de ce principe, ce qui offre chaleur et harmonie. De la simplicité du modèle initial à la complexité des compositions en forme de lustre, Candle s'est transformé en une collection vivante qui évolue considérablement avec l'ajout de ses deux accessoires, le disque et la sphère. Des formes essentielles qui maintiennent la délicatesse initiale de la collection.







*Available accessories: opal sphere and disc in black or gold finish.
Accessoires disponibles : sphère opaline et disque en noir ou doré.*






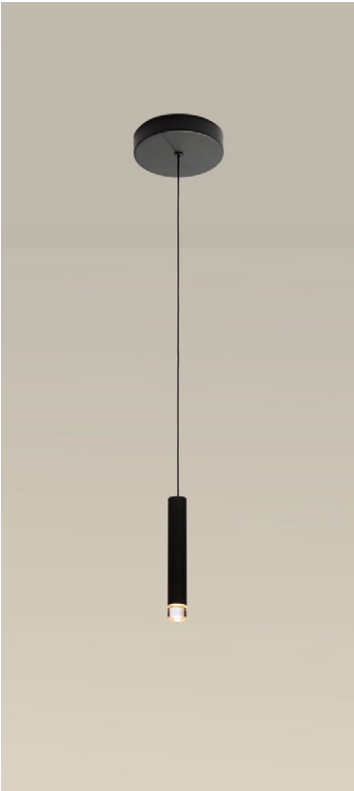
Option of choosing between simple or large chandelier Structures.
Possibilité de choisir entre des Structures simples ou un chandelier de grandes dimensions.





*Customisable colours on request.
Couleurs personnalisables sur demande.*

*Available in two sizes.
Disponible en 3 dimensions.*



Candle 1 Body Surface

LED | 2700 K | CRI 90 | 4.1 W Total | 154 Real Lm

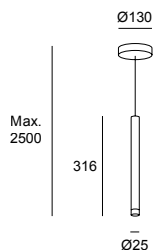
BODY MAT ST,AL

DIF MAT PMMA

CLASE I

- 60 Black / Noir
- 27 Brass / Laitonné

Black ceiling rose
Monture noir



ON-OFF
100-240V

Body

- 27 ●
- 60 ●

Code

00-6017-27-27
00-6017-60-60

Candle 1 Body Recessed

LED | 2700 K | CRI 90 | 4.1 W Total | 154 Real Lm

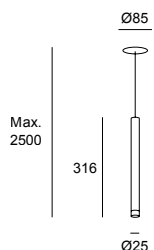
BODY MAT ST,AL

DIF MAT PMMA

CLASE I

- 60 Black / Noir
- 27 Brass / Laitonné

White ceiling rose
Monture blanche



ON-OFF
100-240V

Body

- 27 ●
- 60 ●

Code

00-6018-27-27
00-6018-60-60



Candle XXS 1 Body Surface

LED | 2700 K | CRI 90 | 4.1 W Total | 154 Real Lm

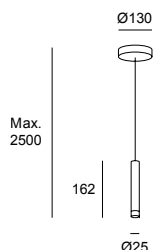
BODY MAT ST,AL

DIF MAT PMMA

CLASE I

- 60 Black / Noir
- 27 Brass / Laitonné

Black ceiling rose
Monture noir



ON-OFF
100-240V

Body

- 27 ●
- 60 ●

Code

00-8527-27-27
00-8527-60-60

Candle XXS 1 Body Recessed

LED | 2700 K | CRI 90 | 4.1 W Total | 154 Real Lm

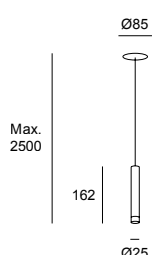
BODY MAT ST,AL

DIF MAT PMMA

CLASE I

- 60 Black / Noir
- 27 Brass / Laitonné

White ceiling rose
Monture blanche



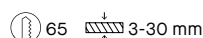
ON-OFF
100-240V

Body

- 27 ●
- 60 ●

Code

00-8528-27-27
00-8528-60-60



Not included

Non inclus

Aluminium disc (1 unit)

Disque en aluminium (1 unité)

Aluminium disc (1 unit)

Disque en aluminium (1 unité)

Candle tinted glass diffuser accessory (1 unit)

Accessoire Candle diffuseur verre mat (1 unité)

71-6022-60-60

71-6022-27-27

71-8318-F9-F9

Candle 3 Bodies

LED | 2700 K | CRI 90 | 11.5 W Total | 461 Real Lm

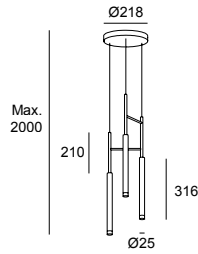
BODY MAT ST,AL

DIF MAT PMMA

CLASE I

- 60 Black / Noir
- 27 Brass / Laitonné

Black ceiling rose
Monture noir



Body

Code

PHASE CUT
220-240V

- 27 ●
- 60 ●

00-6021-27-27
00-6021-60-60

Candle 5 Bodies Chandelier

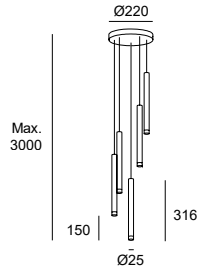
LED | 2700 K | CRI 90 | 16.8 W Total | 844 Real Lm

BODY MAT ST,AL

DIF MAT PMMA

CLASE I

- 60 Black / Noir
- 27 Brass / Laitonné



Canopy

Body

Code

0-10V / 1-10V / PUSH/ DALI
100-240V

- 60 ● 27 ●
- 60 ● 60 ●

00-8317-60-27
00-8317-60-60

Not included / Non inclus

Candle tinted glass diffuser accessory (1 unit)
Accessoire Candle diffuseur verre mat (1 unité)

71-8318-F9-F9

Candle XXS 5 Bodies Chandelier

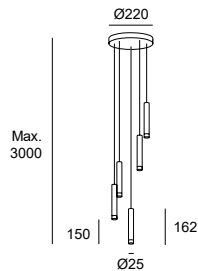
LED | 2700 K | CRI 80 | 16.8 W Total | 844 Real Lm

BODY MAT ST,AL

DIF MAT PMMA

CLASE I

- 60 Black / Noir
- 27 Brass / Laitonné



Canopy

Body

Code

0-10V / 1-10V / PUSH/ DALI
100-240V

- 60 ● 27 ●
- 60 ● 60 ●

00-8537-60-27
00-8537-60-60

Not included / Non inclus

Candle tinted glass diffuser accessory (1 unit)
Accessoire Candle diffuseur verre mat (1 unité)

71-8318-F9-F9

Candle 15 Bodies Chandelier

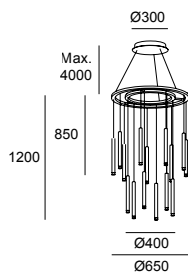
LED | 2700 K | CRI 90 | 54.7 W Total | 2304 Real Lm

BODY MAT ST,AL

DIF MAT PMMA

CLASE I

- 27 Brass / Laitonné



Canopy

Body

Code

0-10V
100-277V

- 27 ● 27 ●

00-6019-27-27

DALI
100-277V

- 27 ● 27 ●

00-6020-27-27

Not included / Non inclus

Candle tinted glass diffuser accessory (1 unit)
Accessoire Candle diffuseur verre mat (1 unité)

71-8318-F9-F9

Candle 18 Bodies Chandelier

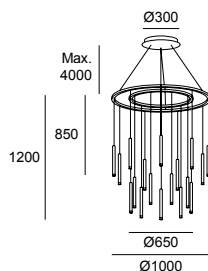
LED | 2700 K | CRI 90 | 70.3 W Total | 2765 Real Lm

BODY MAT ST,AL

BODY DIF PMMA

CLASE I

- 27 Brass / Laitonné



Canopy

Body

Code

0-10V
100-277V

- 27 ● 27 ●

00-6066-27-27

DALI
100-277V

- 27 ● 27 ●

00-6067-27-27

Not included / Non inclus

Candle tinted glass diffuser accessory (1 unit)
Accessoire Candle diffuseur verre mat (1 unité)

71-8318-F9-F9

Candle 18 Bodies

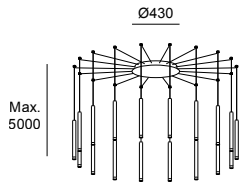
LED | 2700 K | CRI 90 | 60.2 W Total | 2765 Real Lm

BODY MAT ST,AL

DIF MAT PMMA

CLASE I

- 14 White / Blanc
- 60 Black / Noir
- 27 Brass / Laitonné



0-10V
100-277V

DALI
100-277V

Canopy Body

14 27
14 60

14 27
14 60

Code

00-6666-14-27
00-6666-14-60

00-6667-14-27
00-6667-14-60

Candle XXS 18 Bodies

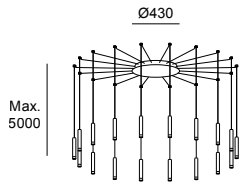
LED | 2700 K | CRI 90 | 60.2 W Total | 2765 Real Lm

BODY MAT ST,AL

DIF MAT PMMA

CLASE I

- 14 White / Blanc
- 60 Black / Noir
- 27 Brass / Laitonné



0-10V
100-277V

DALI
100-277V

Canopy Body

14 27
14 60

14 27
14 60

Code

00-8533-14-27
00-8533-14-60

00-8534-14-27
00-8534-14-60

Candle 30 Bodies

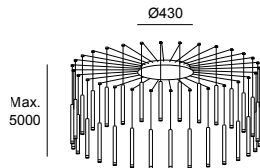
LED | 2700 K | CRI 90 | 109.4 W Total | 4608 Real Lm

BODY MAT ST,AL

DIF MAT PMMA

CLASE I

- 14 White / Blanc
- 60 Black / Noir
- 27 Brass / Laitonné



0-10V
100-277V

DALI
100-277V

Canopy Body

14 27
14 60

14 27
14 60

Code

00-6668-14-27
00-6668-14-60

00-6669-14-27
00-6669-14-60

Candle XXS 30 Bodies

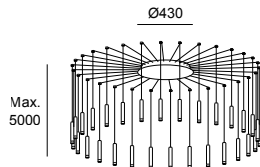
LED | 2700 K | CRI 90 | 109.4 W Total | 4608 Real Lm

BODY MAT ST,AL

DIF MAT PMMA

CLASE I

- 14 White / Blanc
- 60 Black / Noir
- 27 Brass / Laitonné



0-10V
100-277V

DALI
100-277V

Canopy Body

14 27
14 60

14 27
14 60

Code

00-8535-14-27
00-8535-14-60

00-8536-14-27
00-8536-14-60

Balance — The pyramid shape of the Tubs pendant light adds presence and personality to the space where it is installed, becoming a decorative element in itself. Offering warm lighting, the directable diffusers in the collection easily sculpt the ambient light.

Équilibre — La forme pyramidale de la suspension Tubs apporte présence et personnalité à l'espace où il est placé, devenant un élément décoratif à part entière. Avec un éclairage chaud, les diffuseurs dirigeables de la collection façonnent facilement la lumière de la pièce.





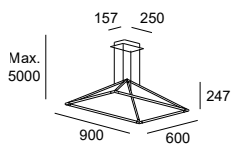


Tubs 900mm

LED | CRI 90 | 29 W Total

BODY MAT AL
DIF MAT PC
CLASE I

- 05 Black / Noir
- M1 Opal white / Blanc opale



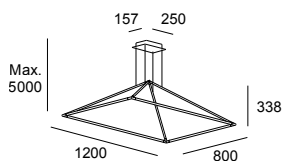
	K	Real Lm	Structure	Difussor	Code
ON-OFF 120-277V	2700	1935	05 ●	M1 ○	00-A122-05-M1
DALI-2/PUSH 120-277V	2700	1935	05 ●	M1 ○	00-A124-05-M1
ON-OFF 120-277V	3000	2250	05 ●	M1 ○	00-5999-05-M1
DALI-2 120-277V	3000	2250	05 ●	M1 ○	00-6001-05-M1

Tubs 1200mm

LED | CRI 90 | 38 W Total

BODY MAT AL
DIF MAT PC
CLASE I

- 05 Black / Noir
- M1 Opal white / Blanc opale



	K	Real Lm	Structure	Difussor	Code
ON-OFF 100-277V	2700	2360	05 ●	M1 ○	00-A123-05-M1
DALI-2/PUSH 120-277V	2700	2360	05 ●	M1 ○	00-A125-05-M1
ON-OFF 100-240V	3000	2745	05 ●	M1 ○	00-6000-05-M1
DALI-2 100-277V	3000	2745	05 ●	M1 ○	00-6002-05-M1



Invisible

Francesc Vilaró, 2016


Balanced movement — Francesc Vilaró drew inspiration from sculptor Alexander Calder's Mobiles series when creating the Invisible collection, aiming to strike a balance between the lines constituting the structure and the circle that connects them, serving as a counterweight. In this balanced composition, light can be directed to any point, emitting accent lighting in a straightforward manner, offering remarkable freedom of movement across all its versions. Invisible is an iconic piece that has been recognised with the German Design Award.



Wall fixtures → 280, 306, Table lamps → 370,
Floor lamps → 420

Mouvement en équilibre — Francesc Vilaró s'est inspiré des mobiles du sculpteur Alexander Calder pour concevoir la collection Invisible, en quête d'un équilibre entre les lignes qui forment la structure et le cercle les unissant unit en guise de contrepoids. Dans cette composition tout en équilibre, la lumière peut être dirigée vers n'importe quel point, projetant un éclairage d'accentuation de manière très honnête, avec une grande liberté de mouvement dans toutes ses versions. Invisible est un modèle iconique qui a reçu le prix German Design Award.

Appliques → 280, 306, Lampes de table → 370,
Lampadaires → 420



*Winner of the German Design Award in 2016.
Lauréat du German Design Award en 2016.*





Invisible Single Fixed

LED | CRI 80

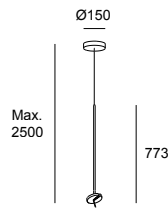
BODY MAT ST,AL

DIF MAT PMMA

CLASE II

↻ 350°

● 05 Black / Noir



K

W Total

Real Lm

Structure

Code

PHASE CUT 2700
220-240V 3000

12.2
10.5

551
550

05 ●
05 ●

00-7382-05-05
00-5693-05-05

Invisible Single Adjustable

LED | CRI 80

BODY MAT ST,AL

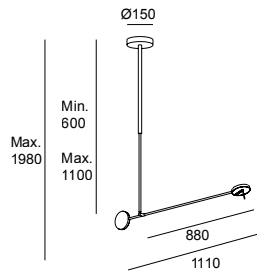
DIF MAT PMMA

CLASE II

↻ 350°

↷ 90°

● 05 Black / Noir



K

W Total

Real Lm

Structure

Code

PHASE CUT 2700
220-240V 3000

12.2
10.5

551
550

05 ●
05 ●

00-7383-05-05
00-5694-05-05

Invisible 3 Bodies

LED | CRI 90 | 28.5 W Total

BODY MAT ST,AL

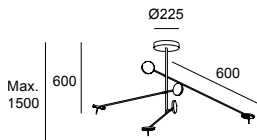
DIF MAT PMMA

CLASE II

↻ 350°

↷ 90°

● 05 Black / Noir



K

Real Lm

Structure

Code

ON-OFF 2700
100-240V

1602

05 ●

00-7384-05-05

PHASE CUT 2700
220-240V

1602

05 ●

00-7385-05-05

ON-OFF 3000
100-240V

1650

05 ●

00-5695-05-05


PHASE CUT 3000
220-240V

1650

05 ●

00-5696-05-05

*The rotating head means the light can be directed.
La rotation de la tête permet de diriger la lumière.*



Style and elegance —

Contemporaneity, style and control of the light angle are the keys to this offering by Nathrang. Not only does Prolix boast a faceted silhouette, but it also has a great technical advantage thanks to an advanced lens that allows the light angle to be graduated, thereby achieving the desired lighting effect.

Style et élégance —

Contemporanéité, style et contrôle de l'angle lumineux sont les piliers sur lesquels repose cette solution de Nathrang. Prolix affiche non seulement une silhouette à facettes, mais aussi un grand avantage technique grâce à un module optique avancé qui permet de régler l'angle de la lumière pour obtenir l'effet lumineux souhaité.





*Adjustable lens to regulate the light angle. (15°-50° zoom)
Optique réglable permettant d'ajuster l'angle lumineux. (Zoom 15°-50°)*

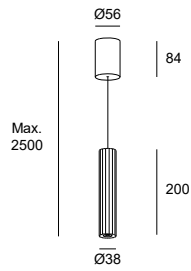


Prolix Surface

LED | 2700 K | CRI 90 | 7.6 W Total | 217 Real Lm

BODY MAT AL
DIF MAT PMMA
CLASE II

- 05 Black / Noir
- DN Matte gold / Or mat



PHASE CUT
220-240V

Canopy	Body
05 ●	05 ●
DN ●	DN ●

Code
00-8513-05-05
00-8513-DN-DN

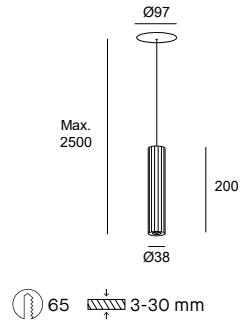
Prolix Recessed

LED | 2700 K | CRI 90 | 7.6 W Total | 217 Real Lm

BODY MAT AL
DIF MAT PMMA
CLASE II

- 05 Black / Noir
- DN Matte gold / Or mat

White ceiling rose
Monture blanche




PHASE CUT
220-240V

Body
05 ●
DN ●

Code
00-8514-05-05
00-8514-DN-DN

Key to adjust the lens aperture manually.
Clé permettant de régler manuellement l'ouverture de l'optique.



Dew

Yonoh, 2019



Ephemeral beauty — Dew is an organic composition that explores light and ephemeral beauty, inspired by dew drops on a fresh spring morning. With a linear configuration formed by a line of oval droplets connected by aluminium pieces at variable intervals, this collection is a decorative range with exceptional technical features. Dew comes in both vertical and horizontal variations, making any combination and angle a possibility.

La beauté de l'éphémère — Dew est une composition organique qui explore la lumière et la beauté éphémère, s'inspirant des gouttes de rosée d'un matin printanier. Avec une configuration linéaire formée par une ligne de points ovales reliés par des pièces en aluminium à des distances variables, il s'agit d'une collection décorative à fort caractère technique. Dew est présenté dans des variations verticales et horizontales, ce qui rend possible toutes les combinaisons et tous les angles.





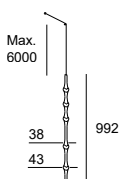
*Compatible with installations that require significant heights.
Compatible avec des installations qui exigent des hauteurs élevées.*




N → Dew 992mm

LED | 2700 K | CRI 90 | 13 W Total | 782 Real Lm

BODY MAT AL
DIF MAT PC

- 05 Black / Noir
- M1 Opal white / Blanc opale



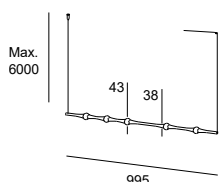
	Structure	Difussor	Code
 Ø160 DALI 220-240V	05 ●	M1 ○	00-8304-05-M1
O-10V 220-240V	05 ●	M1 ○	00-8305-05-M1
 Ø97 DALI-2 / PUSH / 1-10V 220-240V	05 ●	M1 ○	00-8656-05-M1
 Ø50 DALI-2 / PUSH / 1-10V 220-240V	05 ●	M1 ○	00-8658-05-M1




N → Dew 995mm

LED | 2700 K | CRI 90 | 13 W Total | 782 Real Lm

BODY MAT AL
DIF MAT PC

- 05 Black / Noir
- M1 Opal white / Blanc opale



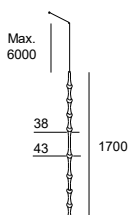
	Structure	Difussor	Code
 Ø160 DALI 220-240V	05 ●	M1 ○	00-8302-05-M1
O-10V 220-240V	05 ●	M1 ○	00-8303-05-M1
 Ø97 DALI-2 / PUSH / 1-10V 220-240V	05 ●	M1 ○	00-8646-05-M1
 Ø50 DALI-2 / PUSH / 1-10V 220-240V	05 ●	M1 ○	00-8648-05-M1




N → Dew 1700mm

LED | 2700 K | CRI 90 | 21.1 W Total | 1383 Real Lm

BODY MAT AL
DIF MAT PC

- 05 Black / Noir
- M1 Opal white / Blanc opale



	Structure	Difussor	Code
 Ø160 DALI 220-240V	05 ●	M1 ○	00-8306-05-M1
O-10V 220-240V	05 ●	M1 ○	00-8307-05-M1
 Ø97 DALI-2 / PUSH / 1-10V 220-240V	05 ●	M1 ○	00-8667-05-M1
 Ø50 DALI-2 / PUSH / 1-10V 220-240V	05 ●	M1 ○	00-8669-05-M1

Surface-mounted rosette
Patère de surface

Recessed rosette
Patère encastrée

Mini recessed rosette
Patère encastrée mini



Transition from emptiness to the point of light — Alive embodies minimal expression that gracefully reaches the point of light. With harmonious progression, its design signifies a transition from emptiness to light. This transformation takes a turn when the composition incorporates the progressively opalising frosted glass diffuser, transitioning from accent lighting to a highly pleasant ambient light.

Transition du vide vers le point lumineux — Alive représente une structure minimale qui atteint le point lumineux en toute discrétion. Tout en progression harmonieuse, sa conception répond à une transition du vide vers la lumière. Cette réduction change lorsque la composition est réalisée avec le diffuseur en verre teinté qui devient progressivement opaque, passant d'un éclairage d'accentuation à un éclairage d'ambiance très agréable.



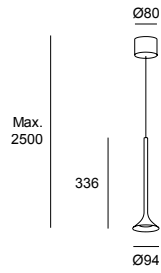




Alive Single

BODY MAT ST,AL
DIF MAT PMMA
CLASE II

● 05 Black / Noir



LED | 2700 K | CRI 80 | 8.5 W Total | 492 Real Lm



ON-OFF
100-240V

Structure

05 ●

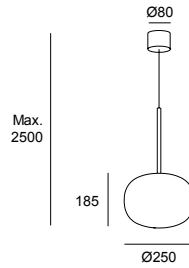
Code

00-6670-05-05

Alive Single with glass difusor

BODY MAT ST,AL
DIF MAT PMMA,GLA
CLASE II

● 05 Black / Noir
○ F1 Sandblasted glass / Verre sablé



LED | 2700 K | CRI 80 | 8.5 W Total | 454 Real Lm



ON-OFF
100-277V

Structure Difusor

05 ● F1 ○

Code

00-6671-05-F1

*Option with oval diffuser with artisan-blown frosted glass.
Option avec un diffuseur ovale en verre teinté soufflé de manière artisanale.*



Punto

Great personality in a small light point — Punto is a collection of pendant lights that concentrate great personality in a small light point. The single version integrates discreetly and smoothly within the space; in contrast, the multiple option can have a much more complex make-up, all while maintaining its high aesthetic value.

Forte personnalité en un point lumineux minimal — Punto est une collection de suspensions qui concentre une grande personnalité dans un point de lumière minimal. La version simple s'intègre dans l'espace discrètement et délicatement ; en revanche, l'option multiple peut être composée de manière beaucoup plus complexe, en conservant toujours sa haute valeur esthétique.





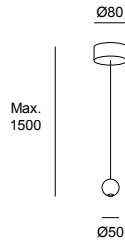
Punto Single Surface

LED | 3000 K | CRI 90 | 6.5 W Total | 329 Real Lm

BODY MAT AL

CLASE I

● 05 Black / Noir



ON-OFF
100-277V

Structure

05 ●

Code

00-7898-05-05

Punto Single Recessed

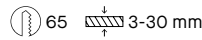
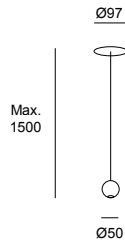
LED | 3000 K | CRI 90 | 6.5 W Total | 329 Real Lm

BODY MAT AL

CLASE II

● 05 Black / Noir

White ceiling rose
Monture blanche



PHASE CUT / PUSH
220-240V

1-10V/PUSH/DALI
220-240V

ON-OFF
100-277V

Structure

05 ●

05 ●

05 ●

Code

00-7900-05-05

00-7901-05-05

00-7899-05-05

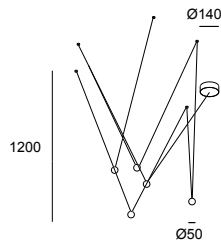
Punto Multiple Surface

LED | 3000 K | CRI 90 | 24.3 W Total | 625 Real Lm

BODY MAT AL

CLASE I

● 05 Black / Noir



ON-OFF
100-240V

Structure

05 ●

Code

00-7902-05-05

Punto Multiple Recessed

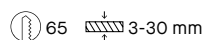
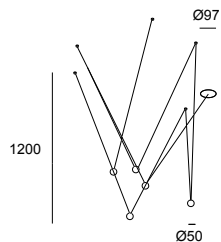
LED | 3000 K | CRI 90 | 29 W Total | 1645 Real Lm

BODY MAT AL

CLASE II

● 05 Black / Noir

White ceiling rose
Monture blanche



0-10V / 1-10V / PUSH/ DALI
100-240V

ON-OFF
120-277V

DALI-2
100-240V

Structure

05 ●

05 ●

05 ●

Code

00-7904-05-05

00-7903-05-05

00-7905-05-05

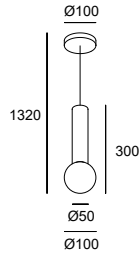
Mist

Nahrang Studio, 2021

Mist Pendant

IP 44
BODY MAT ST
DIF MAT GLA
CLASE II

- 05 Black / Noir
- ◐ 21 Chrome / Chrome
- F9 Sandblasted / Sablé



E14 Max. L 97 mm - Ø 35 mm | Max. 9 W

Structure

- 05 ●
- 21 ◐

Difussor

- F9 ○
- F9 ○

Code

00-8337-05-F9
00-8337-21-F9





Un classique contemporain — Avec simplicité et succès, Mist représente le renouvellement d'un classique.

Un classique contemporain — Avec simplicité et succès, Mist représente le renouvellement d'un classique.

The elegance of neutral shapes — Inspired by traditional circus tents, designer Josep Patsí has created a circular luminaire with different sizes and compositions that blends into settings with a neutral elegance, without added frills.

L'élégance des formes neutres — S'inspirant des chapiteaux de cirque traditionnels, le designer Josep Patsí a créé un luminaire circulaire de différentes dimensions et compositions qui s'adapte aux espaces avec l'élégance d'une forme neutre, sans éléments ajoutés.







Individual or multiple models.
Modèles individuels ou multiples.

Circ Ø600

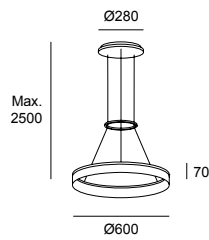
LED | 3000 K | CRI 80 | 31 W Total | 1577 Real Lm

BODY MAT ST,AL

DIF MAT PMMA

CLASE I

- BW White / Blanc
- M3 Anodised / Anodisé



ON-OFF
100-240V

1-10V
100-240V

Canopy Structure

BW M3

BW M3

Code

00-0001-BW-M3

00-0641-BW-M3

Circ Ø800

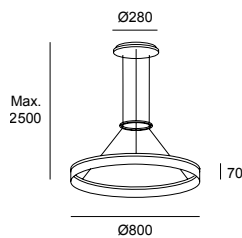
LED | 3000 K | CRI 80 | 45.1 W Total | 2086 Real Lm

BODY MAT ST,AL

DIF MAT PMMA

CLASE I

- BW White / Blanc
- M3 Anodised / Anodisé



ON-OFF
100-240V

1-10V
100-240V

Canopy Structure

BW M3

BW M3

Code

00-0002-BW-M3

00-0642-BW-M3

Circ Ø1000

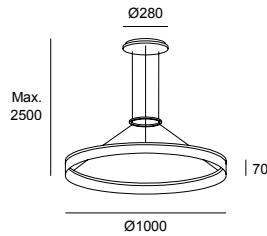
LED | 3000 K | CRI 80 | 49.3 W Total | 3473 Real Lm

BODY MAT ST,AL

DIF MAT PMMA

CLASE I

- BW White / Blanc
- M3 Anodised / Anodisé



Canopy Structure Code

ON-OFF
100-240V

BW M3

00-3642-BW-M3

1-10V
100-240V

BW M3

00-3646-BW-M3

Circ Ø600 + Ø800

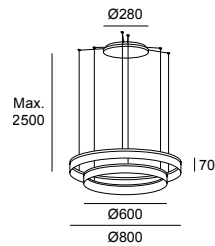
LED | 3000 K | CRI 80 | 58 W Total | 3799 Real Lm

BODY MAT ST,AL

DIF MAT PMMA

CLASE I

- BW White / Blanc
- M3 Anodised / Anodisé



Canopy Structure Code

ON-OFF
100-240V

BW M3

00-3647-BW-M3

Circ Ø800 + Ø1000

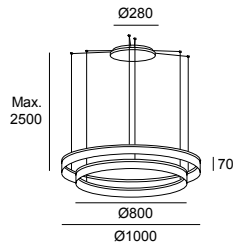
LED | 3000 K | CRI 80 | 72 W Total | 6171 Real Lm

BODY MAT ST,AL

DIF MAT PMMA

CLASE I

- BW White / Blanc
- M3 Anodised / Anodisé



Canopy Structure Code

ON-OFF
100-240V

BW M3

00-3648-BW-M3

Circ Ø600 + Ø800 + Ø1000

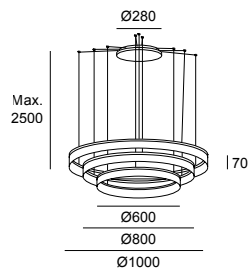
LED | 3000 K | CRI 80 | 94 W Total | 7136 Real Lm

BODY MAT ST,AL

DIF MAT PMMA

CLASE I

- BW White / Blanc
- M3 Anodised / Anodisé



Canopy Structure Code

ON-OFF
100-240V

BW M3

00-3649-BW-M3

Caprice

Lighting demand — Caprice offers a variety of advanced functions in a decorative product that adapts to environments with high light requirements.

Exigence en matière d'éclairage — Caprice offre un éventail de fonctions pointues dans un produit décoratif qui s'adapte aux décors exigeants en matière d'éclairage.

*Features a built-in switch.
Muni d'un interrupteur intégré.*



Caprice ø240mm

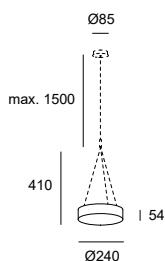
LED | CCT 2700-3000-4000 K | CRI 90 | 14.1 W Total | 896 Real Lm (3000K)

BODY MAT ST

DIF MAT ACR

CLASE I

- 14 White / Blanc
- 60* Black / Noir
- DL* Gold / Or
- M1 Opal white / Blanc opale



PHASE CUT
220-240V

Light For Life
220-240V ⚡

CASAMBI
220-240V ⚡

Body Difussor Code

14	<input type="radio"/>	M1	<input type="radio"/>	15-6196-14-M1
60	<input checked="" type="radio"/>	M1	<input type="radio"/>	15-6196-60-M1
DL	<input checked="" type="radio"/>	M1	<input type="radio"/>	15-6196-DL-M1
14	<input type="radio"/>	M1	<input type="radio"/>	15-A039-14-M1
60	<input checked="" type="radio"/>	M1	<input type="radio"/>	15-A039-60-M1
DL	<input checked="" type="radio"/>	M1	<input type="radio"/>	15-A039-DL-M1
14	<input type="radio"/>	M1	<input type="radio"/>	15-A037-14-M1
60	<input checked="" type="radio"/>	M1	<input type="radio"/>	15-A037-60-M1
DL	<input checked="" type="radio"/>	M1	<input type="radio"/>	15-A037-DL-M1

Caprice ø330mm

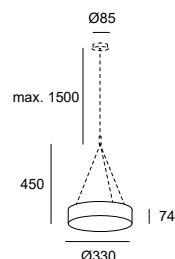
LED | CCT 2700-3000-4000 K | CRI 90 | 20 W Total | 1258 Real Lm (3000K)

BODY MAT ST

DIF MAT ACR

CLASE I

- 14 White / Blanc
- 60* Black / Noir
- DL* Gold / Or
- M1 Opal white / Blanc opale



PHASE CUT
220-240V

Light For Life
220-240V ⚡

CASAMBI
220-240V ⚡

Body Difussor Code

14	<input type="radio"/>	M1	<input type="radio"/>	15-6197-14-M1
60	<input checked="" type="radio"/>	M1	<input type="radio"/>	15-6197-60-M1
DL	<input checked="" type="radio"/>	M1	<input type="radio"/>	15-6197-DL-M1
14	<input type="radio"/>	M1	<input type="radio"/>	15-A040-14-M1
60	<input checked="" type="radio"/>	M1	<input type="radio"/>	15-A040-60-M1
DL	<input checked="" type="radio"/>	M1	<input type="radio"/>	15-A040-DL-M1
14	<input type="radio"/>	M1	<input type="radio"/>	15-A038-14-M1
60	<input checked="" type="radio"/>	M1	<input type="radio"/>	15-A038-60-M1
DL	<input checked="" type="radio"/>	M1	<input type="radio"/>	15-A038-DL-M1

Caprice ø520mm

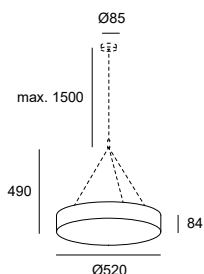
LED | CCT 2700-3000-4000 K | CRI 90 | 39.6 W Total | 3072 Real Lm (3000K)

BODY MAT ST

DIF MAT ACR

CLASE I

- 14 White / Blanc
- 60* Black / Noir
- DL* Gold / Or
- M1 Opal white / Blanc opale



PHASE CUT
220-240V

Light For Life
220-240V ⚡

CASAMBI
220-240V ⚡

Body Difussor Code

14	<input type="radio"/>	M1	<input type="radio"/>	15-6433-14-M1
60	<input checked="" type="radio"/>	M1	<input type="radio"/>	15-6433-60-M1
DL	<input checked="" type="radio"/>	M1	<input type="radio"/>	15-6433-DL-M1
14	<input type="radio"/>	M1	<input type="radio"/>	15-A022-14-M1
60	<input checked="" type="radio"/>	M1	<input type="radio"/>	15-A022-60-M1
DL	<input checked="" type="radio"/>	M1	<input type="radio"/>	15-A022-DL-M1
14	<input type="radio"/>	M1	<input type="radio"/>	15-A023-14-M1
60	<input checked="" type="radio"/>	M1	<input type="radio"/>	15-A023-60-M1
DL	<input checked="" type="radio"/>	M1	<input type="radio"/>	15-A023-DL-M1

Not included but required

White suspension kit

71-6196-14-14

Communs non inclus et nécessaires

Kit de suspension blanc

*Please contact our sales team for conditions and delivery times.

*Consultez notre équipe commerciale pour connaître les conditions et les délais de livraison.

Pipe

Functionality — Pipe is synonymous with practicality and integration. Its functional design allows for a certain degree of customisation so its installation is always a success.

Fonctionnalité — Pipe est synonyme de commodité et d'intégration. Un design fonctionnel qui permet une certaine personnalisation pour que votre installation soit toujours réussie.



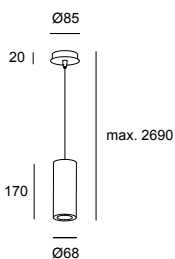
Pipe 170mm

GU10 | Max. 8 W

BODY MAT ST,AL

CLASE I

- 14 White / Blanc
- 05 Black / Noir
- 23 Gold / Or



Structure

- 05
- 14

Ring

- 23
- 05

Code

00-0073-05-23
00-0073-14-05

Not included / Non inclus

White canopy installation accessory

Accessoire d'encastrement de la base d'alimentation blanche

71-5967-14-14

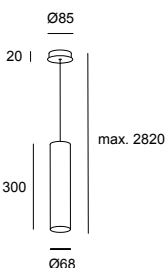
Pipe 300mm

GU10 | Max. 8 W

BODY MAT ST,AL

CLASE I

- 14 White / Blanc
- 05 Black / Noir
- 23 Gold / Or



Structure

- 05
- 14

Ring

- 23
- 05

Code

00-5456-05-23
00-5456-14-05

Not included / Non inclus

White canopy installation accessory

Accessoire d'encastrement de la base d'alimentation blanche

71-5456-14-14

Standard combinations
Standard combinations



05-23



14-05

Possibility of other combinations by rings not included.
Possibilité d'autres combinaisons par anneaux non inclus.



14-14



05-05

Not included

Non inclus

White ring
Anneau blanc
Black ring
Anneau noir

71-0073-14-14

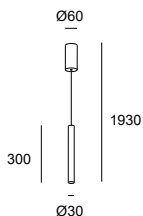
71-0073-05-05

Stylus

Stylus Surfaced 300mm

BODY MAT AL
DIF MAT PC
CLASE II

- 14 White / Blanc
- 05 Black / Noir



LED | 3000 K | CRI 90 | 9.7 W Total | 412 Real Lm



ON-OFF
220-240V

Structure

- 05
- 14

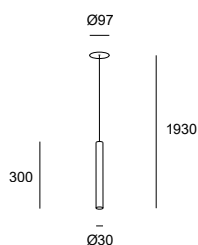
Code

00-8541-05-05
00-8541-14-14

Stylus Recessed 300mm

BODY MAT AL
DIF MAT PC
CLASE II

- 14 White / Blanc
- 05 Black / Noir



LED | 3000 K | CRI 90 | 9.7 W Total | 412 Real Lm



ON-OFF
100-240V

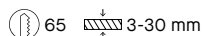
Body

- 05
- 14

Code

00-5981-05-05
00-5981-14-14

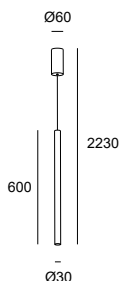
White ceiling rose
Monture blanche



Stylus Surfaced 600mm

BODY MAT AL
DIF MAT PC
CLASE II

- 14 White / Blanc
- 05 Black / Noir
- DN Matte gold / Or mat



LED | 3000 K | CRI 90 | 9.7 W Total | 412 Real Lm



ON-OFF
220-240V

Structure

- 05
- 14
- DN

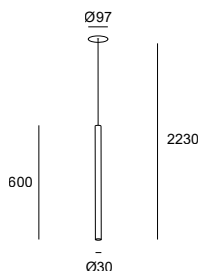
Code

00-A017-05-05
00-A017-14-14
00-A017-DN-DN

Stylus Recessed 600mm

BODY MAT AL
DIF MAT PC
CLASE II

- 14 White / Blanc
- 05 Black / Noir
- DN Matte gold / Or mat



LED | 3000 K | CRI 90 | 9.7 W Total | 412 Real Lm



ON-OFF
100-240V

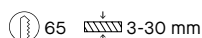
Body

- 05
- 14
- DN

Code

00-5982-05-05
00-5982-14-14
00-5982-DN-DN

White ceiling rose
Monture blanche





Simplicity and functionality — Stylus is a highly functional and versatile design, thanks to its dimensions and finishes.

Simplicité et fonctionnalité — Stylus est un design hautement fonctionnel et polyvalent grâce à ses dimensions et à ses finitions.

Bravo

Manel Lluscà, 2015

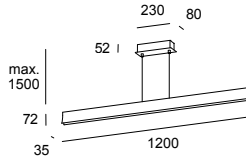
Bravo

LED | 3000 K | CRI 80 | 3075 Real Lm

BODY MAT AL

DIF MAT ACR

- F5 Gold / Or
- M1 Opal white / Blanc opale



W Total

Structure

Difussor

Code

ON-OFF
110-240V

40.7

F5 ●

M1 ○

00-4925-F5-M1

PHASE CUT
220-240V

42.2

F5 ●

M1 ○

00-4926-F5-M1

*Up&Down illumination.
Éclairage Up&Down.*





Caribe

Alex & Manel Llusçà, 2020

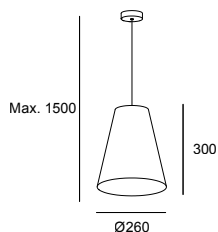
Caribe ø260

E27 | Max. 15 W

BODY MAT ST,RATAN

CLASE I

- 05 Black / Noir
- ES Natural rattan / Rotin naturel



Canopy

05 ●

Body

ES ●

Code

00-8109-05-ES

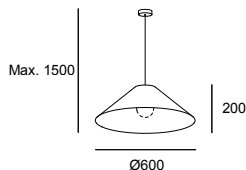
Caribe ø600

E27 | Max. 15 W

BODY MAT ST,RATAN

CLASE I

- 05 Black / Noir
- ES Natural rattan / Rotin naturel



Canopy

05 ●

Body

ES ●

Code

00-8110-05-ES

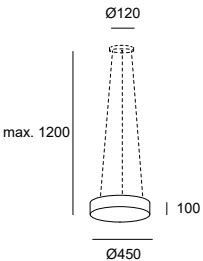


Bol

Bol ø450mm

BODY MAT ST
BODY DIF ACR,TEX
CLASE I

- BY Sand / Sable
- M1 Opal white / Blanc opale



LED | 3000 K | CRI 80 | 23 W Total | 1064 Real Lm



ON-OFF
100-240V

Body Difussor

BY ● M1 ○

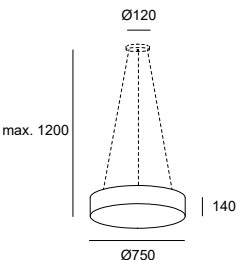
Code

15-4922-BY-M1

Bol ø750mm

BODY MAT ST
BODY DIF ACR,TEX
CLASE I

- BY Sand / Sable
- M1 Opal white / Blanc opale



LED | 3000 K | CRI 80 | 33 W Total | 1646 Real Lm



ON-OFF
100-240V

Body Difussor

BY ● M1 ○

Code

15-4924-BY-M1

Not included but required
Communs non inclus et nécessaires

Suspension kit
Kit de suspension

71-4695-81-81



Net

Josep Patsí, 2014

Net

00-3685-BW-M1

BODY MAT ST, AL
DIF MAT PMMA
CLASE I

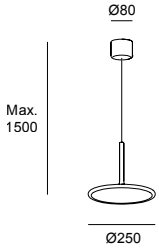
LED
3000 K
CRI 80
16.3 W Total
878 Real Lm
Driver ON-OFF (100-240V)

Body

○ BW White / Blanc

Difussor

○ M1 Opal white / Blanc opale



Umbrella

Wis Design, 2014

Umbrella ø600 mm

00-2727-AP-05

BODY MAT PMMA, ST
DIF MAT TEX, GLA
CLASE I

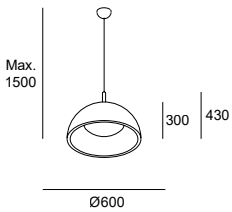
E14 Max. L 145 mm - Ø 45 mm
Max. 9 W x3

Interior Screen

● 05 Black / Noir

Exterior Screen

● AP Gold / Or



Umbrella ø1000 mm

00-2726-AP-05

BODY MAT PMMA, ST
DIF MAT TEX, GLA
CLASE I


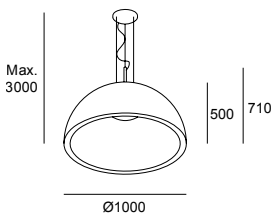
E27 Max. L 150 mm - Ø 60 mm
Max. 9 W x3

Interior Screen

● 05 Black / Noir

Exterior Screen

● AP Gold / Or



Ceiling fixtures

Plafonniers

	224	Levels
<i>N</i> →	230	Gong
	236	Spark
	240	Caprice
●	242	Miso
	246	Bol
	246	Vetro

Ceiling lights with spotlight / Plafonniers-projecteurs

	247	Prolix
●	250	Simply
●	251	Pipe
●	252	Stylus

Levels

Nahtrang Studio, 2023

Charismatic lighting — The ceiling light version of Levels is a living structure that expands and contracts in an organic play of structures, levels and densities. With three different finishes that are combined with glass with varying levels of opacity, the collection boasts an innate charisma that adapts easily to any space, whether it is turned on or off.

Un luminaire à forte personnalité — La version plafonnier de Levels est une structure dynamique qui croît et décroît dans un jeu organique de structures, de niveaux et de densités. Avec trois finitions différentes combinées à différentes opacités du verre, la collection possède un charme inné qui s'adapte facilement à tous les espaces, qu'il soit allumé ou éteint.







*The hand-blown glass may have imperfections due to the handcrafted process used to make it.
Le verre soufflé à main levée peut présenter quelques imperfections dues au processus artisanal.*



Levels 1 Body Ø220mm

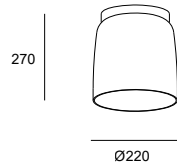
LED | CT 2700-3000-4000 K | CRI 90 | 28 W Total | 1850 Real Lm (3000K)

BODY MAT ST

DIF MAT GLA

CLASE I

- 05 Black / Noir
- 08 Green / Vert
- 12 Fumé / Fumé
- 15 Amber / Ambré



PHASE CUT
220-240V

DALI-2
110-277V

CASAMBI
110-277V ⚡

Structure Difussor

Code

Structure	Difussor	Code
05 ●	08 ●	15-A131-05-08
05 ●	12 ●	15-A131-05-12
05 ●	15 ●	15-A131-05-15
05 ●	08 ●	15-A137-05-08
05 ●	12 ●	15-A137-05-12
05 ●	15 ●	15-A137-05-15
05 ●	08 ●	15-A143-05-08
05 ●	12 ●	15-A143-05-12
05 ●	15 ●	15-A143-05-15

Levels 1 Body Ø320mm

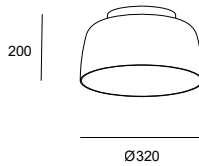
LED | CCT 2700-3000-4000 K | CRI 90 | 28 W Total | 1850 Real Lm (3000K)

BODY MAT ST

DIF MAT GLA

CLASE I

- 05 Black / Noir
- 08 Green / Vert
- 12 Fumé / Fumé
- 15 Amber / Ambré



PHASE CUT
220-240V

DALI-2
110-277V

CASAMBI
110-277V ⚡

Structure Difussor

Code

Structure	Difussor	Code
05 ●	08 ●	15-A132-05-08
05 ●	12 ●	15-A132-05-12
05 ●	15 ●	15-A132-05-15
05 ●	08 ●	15-A138-05-08
05 ●	12 ●	15-A138-05-12
05 ●	15 ●	15-A138-05-15
05 ●	08 ●	15-A144-05-08
05 ●	12 ●	15-A144-05-12
05 ●	15 ●	15-A144-05-15

Levels 1 Body Ø420mm

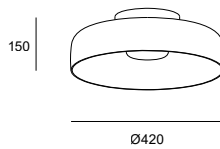
LED | CCT 2700-3000-4000 K | CRI 90 | 28 W Total | 1850 Real Lm (3000K)

BODY MAT ST

DIF MAT GLA

CLASE I

- 05 Black / Noir
- 08 Green / Vert
- 12 Fumé / Fumé
- 15 Amber / Ambré



PHASE CUT
220-240V

DALI-2
110-277V

CASAMBI
110-277V ⚡

Structure Difussor

Code

Structure	Difussor	Code
05 ●	08 ●	15-A133-05-08
05 ●	12 ●	15-A133-05-12
05 ●	15 ●	15-A133-05-15
05 ●	08 ●	15-A139-05-08
05 ●	12 ●	15-A139-05-12
05 ●	15 ●	15-A139-05-15
05 ●	08 ●	15-A145-05-08
05 ●	12 ●	15-A145-05-12
05 ●	15 ●	15-A145-05-15

The finishes and tones shown may not be completely accurate due to slight variations in production, photographic lighting factors and printing.

Les finitions et les teintes affichées peuvent ne pas être tout à fait exactes en raison de légères variations au niveau de la production, ainsi que de facteurs liés à l'éclairage photographique et à l'impression.

Levels 2 Bodies Ø320mm + Ø220mm

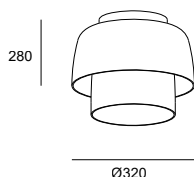
LED | CCT 2700-3000-4000 K | CRI 90 | 28 W Total | 1850 Real Lm (3000K)

BODY MAT ST

DIF MAT GLA

CLASE I

- 05 Black / Noir
- 08 Green / Vert
- 12 Fumé / Fumé
- 15 Amber / Ambré



Structure Difussor

Code

PHASE CUT
220-240V

- | | | | |
|----|---|----|---|
| 05 | ● | 08 | ● |
| 05 | ● | 12 | ● |
| 05 | ● | 15 | ● |

15-A134-05-08
15-A134-05-12
15-A134-05-15

DALI-2
110-277V

- | | | | |
|----|---|----|---|
| 05 | ● | 08 | ● |
| 05 | ● | 12 | ● |
| 05 | ● | 15 | ● |

15-A140-05-08
15-A140-05-12
15-A140-05-15

CASAMBI
110-277V ⚡

- | | | | |
|----|---|----|---|
| 05 | ● | 08 | ● |
| 05 | ● | 12 | ● |
| 05 | ● | 15 | ● |

15-A146-05-08
15-A146-05-12
15-A146-05-15

Levels 2 Bodies Ø420mm + Ø320mm

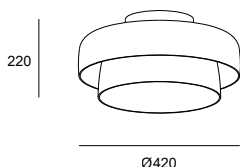
LED | CCT 2700-3000-4000 K | CRI 90 | 28 W Total | 1850 Real Lm (3000K)

BODY MAT ST

DIF MAT GLA

CLASE I

- 05 Black / Noir
- 08 Green / Vert
- 12 Fumé / Fumé
- 15 Amber / Ambré



Structure Difussor

Code

PHASE CUT
220-240V

- | | | | |
|----|---|----|---|
| 05 | ● | 08 | ● |
| 05 | ● | 12 | ● |
| 05 | ● | 15 | ● |

15-A135-05-08
15-A135-05-12
15-A135-05-15

DALI-2
110-277V

- | | | | |
|----|---|----|---|
| 05 | ● | 08 | ● |
| 05 | ● | 12 | ● |
| 05 | ● | 15 | ● |

15-A141-05-08
15-A141-05-12
15-A141-05-15

CASAMBI
110-277V ⚡

- | | | | |
|----|---|----|---|
| 05 | ● | 08 | ● |
| 05 | ● | 12 | ● |
| 05 | ● | 15 | ● |

15-A147-05-08
15-A147-05-12
15-A147-05-15

Levels 3 Bodies

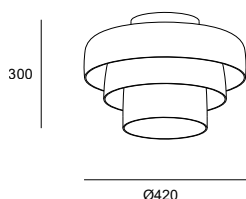
LED | CCT 2700-3000-4000 K | CRI 90 | 28 W Total | 1850 Real Lm (3000K)

BODY MAT ST

DIF MAT GLA

CLASE I

- 05 Black / Noir
- 08 Green / Vert
- 12 Fumé / Fumé
- 15 Amber / Ambré



Structure Difussor

Code

PHASE CUT
220-240V

- | | | | |
|----|---|----|---|
| 05 | ● | 08 | ● |
| 05 | ● | 12 | ● |
| 05 | ● | 15 | ● |

15-A136-05-08
15-A136-05-12
15-A136-05-15

DALI-2
110-277V

- | | | | |
|----|---|----|---|
| 05 | ● | 08 | ● |
| 05 | ● | 12 | ● |
| 05 | ● | 15 | ● |

15-A142-05-08
15-A142-05-12
15-A142-05-15

CASAMBI
110-277V ⚡

- | | | | |
|----|---|----|---|
| 05 | ● | 08 | ● |
| 05 | ● | 12 | ● |
| 05 | ● | 15 | ● |

15-A148-05-08
15-A148-05-12
15-A148-05-15

*Glass with 30% transparency in the small diffuser, 50% in the medium and 70% in the large.
Verres à 30 % de transparence pour le petit diffuseur, 50 % pour le moyen et 70 % pour le grand.*



Gong

Francesc Vilaró, 2023

Gong — is a striking luminaire that provides a filtered light, which seeps suggestively through the fabric of its shade. Charm and honesty are what best describe this design by Francesc Vilaró. In addition to injecting a sense of uniqueness by playing with sight and touch, Gong is intended to offer a high light output in a decorative body. With three standard finishes and custom fabric options available upon request, Gong draws attention with its distinctive design, whether switched on or off.

Gong — c'est un luminaire surprenant, qui s'empare des espaces avec une lumière tamisée filtrée de manière suggestive à travers le tissu de son abat-jour. Charisme et honnêteté définissent ce design de Francesc Vilaró. En plus d'offrir une sensibilité particulière en jouant avec la vue et le toucher, le design de Gong est conçu pour offrir un rendement lumineux élevé dans un corps décoratif. Avec trois finitions standard et des options de tissu personnalisées sur demande, Gong se distingue par son caractère unique, qu'il soit allumé ou éteint.










*Speckled taupe grey.
Gris taupe marbré.*








*Russet red.
Rouge tuile.*



*Olive green.
Vert olive.*

Three standard finishes and custom fabric options are available upon request.

Trois finitions standard et des options de tissus personnalisées sur demande.

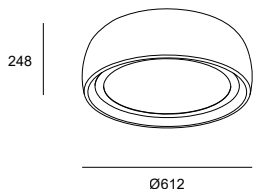




Gong

LED | CRI 90

BODY MAT ST
DIF MAT PMMA,TEX
CLASE I



- 60 Black / Noir
- U1 Olive Green / Vert Olive
- W1 Mahogany Brown / Marron Acajou
- I9 Speckled taupe / Gris taupe chiné
- L1 Speckled terracota / Terracotta chinée
- J4 Speckled reed green / Vert bambou chiné

	K	W Total	Real Lm	Ring	Screen	Code
DALI-2 110-277V	2700	32.4	1464	60	I9	15-8976-60-I9
				U1	J4	15-8976-U1-J4
				W1	L1	15-8976-W1-L1
PHASE CUT 220-240V	2700	34.7	1464	60	I9	15-8902-60-I9
				U1	J4	15-8902-U1-J4
				W1	L1	15-8902-W1-L1
DALI-2 110-277V	3000	32.4	1553	60	I9	15-8977-60-I9
				U1	J4	15-8977-U1-J4
				W1	L1	15-8977-W1-L1
PHASE CUT 220-240V	3000	34.7	1553	60	I9	15-8933-60-I9
				U1	J4	15-8933-U1-J4
				W1	L1	15-8933-W1-L1
DALI-2 110-277V	4000	32.4	1616	60	I9	15-8978-60-I9
				U1	J4	15-8978-U1-J4
				W1	L1	15-8978-W1-L1
PHASE CUT 220-240V	4000	34.7	1616	60	I9	15-8953-60-I9
				U1	J4	15-8953-U1-J4
				W1	L1	15-8953-W1-L1

Option to adjust the colour temperature via a CCT switch.
Possibilité de modifier la température de couleur grâce à un interrupteur CCT.



2700K



3000K



4000K

Scandi inspiration — The simplicity of the elements finds its raison d'être in the perfection of the forms and their combinations. With different composition possibilities, Spark features a set of volumes that come together around a profile that goes virtually unnoticed. Moreover, it allows for experimentation with different dimensions while maintaining the same light intensity in all pieces.

Inspiration nordique — La simplicité des éléments trouve sa raison d'être dans la perfection des formes et leurs combinaisons. Offrant différentes possibilités de composition, Spark propose un jeu de volumes qui se déclinent autour d'un profilé passant pratiquement inaperçu. En outre, ce modèle permet de jouer avec ses différentes tailles en maintenant toujours la même intensité lumineuse dans toutes les pièces.





Spark Single Ø140mm

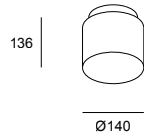
LED | CCT 2700-3000-4000 K | CRI 90 | 10 W Total | 424 Real Lm (3000K)

BODY MAT ST

DIF MAT GLA

CLASE I

- 05 Black / Noir
- F9 Sandblasted / Sablé



Structure Difussor

Code

PHASE CUT
220-240V

05 ● F9 ○

15-A125-05-F9

Spark Single Ø240mm

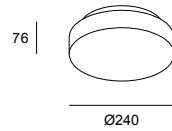
LED | CCT 2700-3000-4000 K | CRI 90 | 16 W Total | 652 Real Lm (3000K)

BODY MAT ST

DIF MAT GLA

CLASE I

- 05 Black / Noir
- F9 Sandblasted / Sablé



Structure Difussor

Code

PHASE CUT
220-240V

05 ● F9 ○

15-A126-05-F9

Spark Single Ø390mm

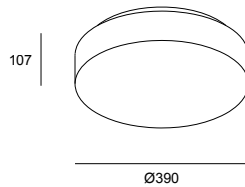
LED | CCT 2700-3000-4000 K | CRI 90 | 43.7 W Total | 2083 Real Lm (3000K)

BODY MAT ST

DIF MAT GLA

CLASE I

- 05 Black / Noir
- F9 Sandblasted / Sablé



Structure Difussor

Code

DALI
220-240V

05 ● F9 ○

15-A127-05-F9

*The three light bodies create three distinct volumes.
Ses trois corps lumineux génèrent trois volumes distincts.*



Spark Double Ø390mm + Ø140mm

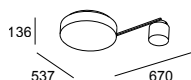
LED | CCT 2700-3000-4000 K | CRI 90 | 53.5 W Total | 2507 Real Lm (3000K)

BODY MAT ST

DIF MAT GLA

CLASE I

- 05 Black / Noir
- F9 Sandblasted / Sablé



Structure Difussor

Code

DALI
220-240V

05 ● F9 ○

15-A128-05-F9

Spark Double Ø390mm + Ø240mm

LED | CCT 2700-3000-4000 K | CRI 90 | 60.5 W Total | 2735 Real Lm (3000K)

BODY MAT ST

DIF MAT GLA

CLASE I

- 05 Black / Noir
- F9 Sandblasted / Sablé



Structure Difussor

Code

DALI
220-240V

05 ● F9 ○

15-A129-05-F9

Spark Triplex Ø390mm + Ø240mm + Ø140mm

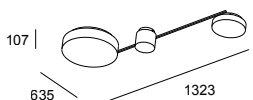
LED | CCT 2700-3000-4000 K | CRI 90 | 68.5 W Total | 3159 Real Lm (3000K)

BODY MAT ST

DIF MAT GLA

CLASE I

- 05 Black / Noir
- F9 Sandblasted / Sablé



Structure Difussor

Code

DALI
220-240V

05 ● F9 ○

15-A130-05-F9

Painstakingly developed to achieve the highest-quality glass and a streamlined profile with outstanding technical performance.

Développé de façon minutieuse pour obtenir un verre de qualité et un profilé très fin offrant les meilleures prestations techniques.



Caprice

Lighting efficiency — Caprice offers a variety of advanced functions in a decorative product that adapts to environments with high light requirements.

Efficacité lumineuse — Caprice offre un éventail de fonctions pointues dans un produit décoratif qui s'adapte aux décors exigeants en matière d'éclairage.



Caprice ø240mm

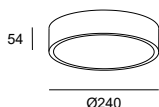
LED | CCT 2700-3000-4000 K | CRI 90 | 14.1 W Total | 896 Real Lm (3000K)

BODY MAT ST

DIF MAT ACR

CLASE I

- 14 White / Blanc
- 60* Black / Noir
- DL* Gold / Or
- M1 Opal white / Blanc opale



PHASE CUT
220-240V

Light For Life
220-240V

CASAMBI
220-240V

Body Difussor

Code

- | | | | |
|----|----------------------------------|----|-----------------------|
| 14 | <input type="radio"/> | M1 | <input type="radio"/> |
| 60 | <input checked="" type="radio"/> | M1 | <input type="radio"/> |
| DL | <input type="radio"/> | M1 | <input type="radio"/> |

15-6196-14-M1
15-6196-60-M1
15-6196-DL-M1

- | | | | |
|----|----------------------------------|----|-----------------------|
| 14 | <input type="radio"/> | M1 | <input type="radio"/> |
| 60 | <input checked="" type="radio"/> | M1 | <input type="radio"/> |
| DL | <input type="radio"/> | M1 | <input type="radio"/> |

15-A039-14-M1
15-A039-60-M1
15-A039-DL-M1

- | | | | |
|----|----------------------------------|----|-----------------------|
| 14 | <input type="radio"/> | M1 | <input type="radio"/> |
| 60 | <input checked="" type="radio"/> | M1 | <input type="radio"/> |
| DL | <input type="radio"/> | M1 | <input type="radio"/> |

15-A037-14-M1
15-A037-60-M1
15-A037-DL-M1

Caprice ø330mm

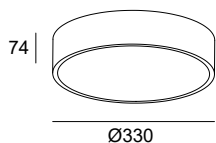
LED | CCT 2700-3000-4000 K | CRI 90 | 20 W Total | 1258 Real Lm (3000K)

BODY MAT ST

DIF MAT ACR

CLASE I

- 14 White / Blanc
- 60* Black / Noir
- DL* Gold / Or
- M1 Opal white / Blanc opale



PHASE CUT
220-240V

Light For Life
220-240V

CASAMBI
220-240V

Body Difussor

Code

- | | | | |
|----|----------------------------------|----|-----------------------|
| 14 | <input type="radio"/> | M1 | <input type="radio"/> |
| 60 | <input checked="" type="radio"/> | M1 | <input type="radio"/> |
| DL | <input type="radio"/> | M1 | <input type="radio"/> |

15-6197-14-M1
15-6197-60-M1
15-6197-DL-M1

- | | | | |
|----|----------------------------------|----|-----------------------|
| 14 | <input type="radio"/> | M1 | <input type="radio"/> |
| 60 | <input checked="" type="radio"/> | M1 | <input type="radio"/> |
| DL | <input type="radio"/> | M1 | <input type="radio"/> |

15-A040-14-M1
15-A040-60-M1
15-A040-DL-M1

- | | | | |
|----|----------------------------------|----|-----------------------|
| 14 | <input type="radio"/> | M1 | <input type="radio"/> |
| 60 | <input checked="" type="radio"/> | M1 | <input type="radio"/> |
| DL | <input type="radio"/> | M1 | <input type="radio"/> |

15-A038-14-M1
15-A038-60-M1
15-A038-DL-M1

Caprice ø520mm

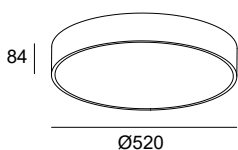
LED | CCT 2700-3000-4000 K | CRI 90 | 39.6 W Total | 3072 Real Lm (3000K)

BODY MAT ST

DIF MAT ACR

CLASE I

- 14 White / Blanc
- 60* Black / Noir
- DL* Gold / Or
- M1 Opal white / Blanc opale



PHASE CUT
220-240V

Light For Life
220-240V

CASAMBI
220-240V

Body Difussor

Code

- | | | | |
|----|----------------------------------|----|-----------------------|
| 14 | <input type="radio"/> | M1 | <input type="radio"/> |
| 60 | <input checked="" type="radio"/> | M1 | <input type="radio"/> |
| DL | <input type="radio"/> | M1 | <input type="radio"/> |

15-6433-14-M1
15-6433-60-M1
15-6433-DL-M1

- | | | | |
|----|----------------------------------|----|-----------------------|
| 14 | <input type="radio"/> | M1 | <input type="radio"/> |
| 60 | <input checked="" type="radio"/> | M1 | <input type="radio"/> |
| DL | <input type="radio"/> | M1 | <input type="radio"/> |

15-A022-14-M1
15-A022-60-M1
15-A022-DL-M1

- | | | | |
|----|----------------------------------|----|-----------------------|
| 14 | <input type="radio"/> | M1 | <input type="radio"/> |
| 60 | <input checked="" type="radio"/> | M1 | <input type="radio"/> |
| DL | <input type="radio"/> | M1 | <input type="radio"/> |

15-A023-14-M1
15-A023-60-M1
15-A023-DL-M1

*Features a built-in switch.
Muni d'un interrupteur intégré.*



*Please contact our sales team for conditions and delivery times.

*Consultez notre équipe commerciale pour connaître les conditions et les délais de livraison.

An essential option with different combinations — With smooth, discreet lines, Miso is an essential ceiling light that adapts to any space. Available in two sizes, it offers vast flexibility in finishes through the ability to play with the colour combinations of both its internal and external structure.

Une option essentielle avec différentes combinaisons — Arborant des lignes douces et discrètes, Miso est un plafonnier essentiel qui s'adapte à tous les espaces. Disponible en deux tailles, il offre beaucoup de flexibilité en matière de finitions grâce à la combinaison de couleurs de sa structure intérieure et intérieure.







15-8331-DL-14

*Seven possible colour combinations in two different sizes.
7 combinaisons de couleur possibles en deux tailles différentes.*



15-8331-EM-14



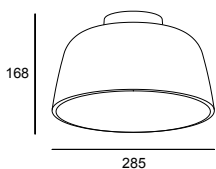
15-8330-05-DL

Miso 285mm

E27 | Max. 15 W

BODY MAT ST
CLASE II

- 14 White / Blanc
- 05 Black / Noir
- DL Gold / Or
- EM Stone grey / Gris pierre



Exterior Screen

- 05 ●
- 05 ●
- 14 ○
- 14 ○
- DL ●
- DL ●
- EM ●

Interior Screen

- 14 ○*
- DL ●*
- 14 ○
- DL ●*
- 14 ○*
- DL ●*
- 14 ○*

Code

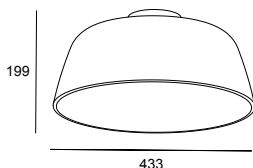
- 15-8330-05-14
- 15-8330-05-DL
- 15-8330-14-14
- 15-8330-14-DL
- 15-8330-DL-14
- 15-8330-DL-DL
- 15-8330-EM-14

Miso 433mm

E27 | Max. 15 W

BODY MAT ST
CLASE II

- 14 White / Blanc
- 05 Black / Noir
- DL Gold / Or
- EM Stone grey / Gris pierre



Exterior Screen

- 05 ●
- 05 ●
- 14 ○
- 14 ○
- DL ●
- DL ●
- EM ●

Interior Screen

- 14 ○*
- DL ●*
- 14 ○
- DL ●*
- 14 ○*
- DL ●*
- 14 ○*

Code


- 15-8331-05-14
- 15-8331-05-DL
- 15-8331-14-14
- 15-8331-14-DL
- 15-8331-DL-14
- 15-8331-DL-DL
- 15-8331-EM-14



15-8330-05-14



15-8330-05-DL



15-8330-14-DL

*Please contact our sales team for conditions and delivery times.

*Consultez notre équipe commerciale pour connaître les conditions et les délais de livraison.

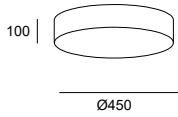
Bol

Josep Patsí, 2014

Pendants → 221
Suspensions → 221

Bol ø450 mm

15-4922-BY-M1



BODY MAT ST
DIF MAT ACR, TEX
CLASE I

LED
3000 K
CRI 80
23 W Total
1064 Real Lm
Driver ON-OFF (100-240V)

Body

● BY Sand / Sable

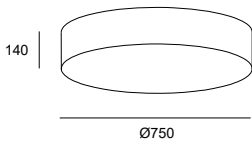
Difussor

○ M1 Opal White / Blanc opale



Bol ø750 mm

15-4924-BY-M1



BODY MAT ST
DIF MAT ACR, TEX
CLASE I

LED
3000 K
CRI 80
33 W Total
1064 Real Lm
Driver ON-OFF (100-240V)

Body

● BY Sand / Sable

Difussor

○ M1 Opal White / Blanc opale

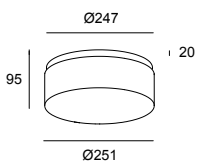
Vetro

Francesc Vilaró, 2019

Wall fixtures → 303
Bath → 450
Appliques → 303
Salle de bains → 450

Vetro

05-7387-14-G5



IP 44
BODY MAT ST
DIF MAT GLA
CLASE II


LED
3000 K
CRI 80
22.4 W Total
1240 Real Lm
Driver ON-OFF (220-240V)

Structure

○ 14 White / Blanc

Difussor

● G5 Painted glass white interior / Verre peint blanc intérieur




A classic with special double-thickness pressed glass.

Un classique en verre pressé spécial à double épaisseur.

Style and elegance — The Prolix ceiling light suits any setting, not only due to its faceted silhouette and the purity of its gold and matt black finishes, but also because of its adaptability to the lighting effect, thanks to its rotating structure and its focal axes. The lens can also be adjusted manually with an adjustable 15° to 50° zoom.

Style et élégance — Le plafonnier Prolix s'adapte au décor grâce à l'élégance de sa silhouette à facettes et à la pureté de ses finitions en doré et noir mat, mais aussi à la capacité d'adaptation de l'effet de lumière obtenu par la rotation de sa structure et de ses axes focaux. En outre, l'optique peut se régler manuellement avec un zoom ajustable de 15° à 50°.





Prolix Single

LED | 2700 K | CRI 90 | 7.6 W Total | 217 Real Lm

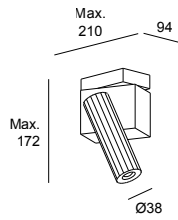
BODY MAT AL
DIF MAT PMMA

CLASE I

90°

180°

- 05 Black / Noir
- DN Matte gold / Or mat



PHASE CUT
220-240V

Structure

- 05
- DN

Code

15-8513-05-05
15-8513-DN-DN

Prolix Double

LED | 2700 K | CRI 90 | 13.6 W Total | 434 Real Lm

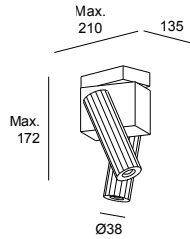
BODY MAT AL
DIF MAT PMMA

CLASE I

180°

90°

- 05 Black / Noir
- DN Matte gold / Or mat



PHASE CUT
220-240V

Structure


- 05
- DN

Code

15-8514-05-05
15-8514-DN-DN


Prolix allows you to direct the spotlights and it also rotates on its own axis.

Prolix permet de diriger les projecteurs et tourne également sur son propre axe.



Adjustable lens to increase the light angle (Zoom 15°-50°).

Module optique réglable permettant d'accroître l'angle lumineux (Zoom 15°-50°).



Simply 1 body

GU10 | Max. 8 W

BODY MAT ST,AL

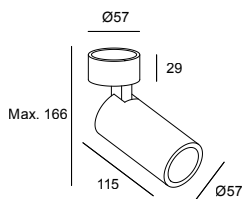
CLASE I

↻ 355°

↷ 90°

○ 14 White / Blanc

● 05 Black / Noir



Structure

05 ●

14 ○

Code

15-7982-05-05

15-7982-14-14

Simply 2 bodies

GU10 | 2 × Max. 8 W

BODY MAT ST,AL

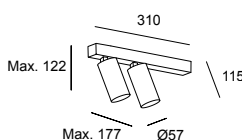
CLASE I

↻ 355°

↷ 90°

○ 14 White / Blanc

● 05 Black / Noir



Structure

05 ●

14 ○

Code

05-8335-05-05

05-8335-14-14

Simply 3 bodies

GU10 | 3 × Max. 8 W

BODY MAT ST,AL

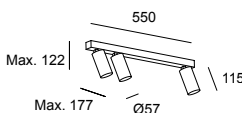
CLASE I

↻ 355°

↷ 90°

○ 14 White / Blanc

● 05 Black / Noir



Structure

05 ●

14 ○

Code

05-8336-05-05

05-8336-14-14

Included

Inclus

Honeycomb panel

Panneau en nid d'abeille



Wall fixtures → 322,
Table lamps → 377

Appliques → 322,
Lampes de table → 377

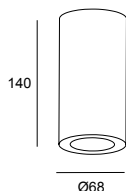
Pipe

Pipe Single

GU10 | Max. 8 W

BODY MAT ST,AL
CLASE I

- 14 White / Blanc
- 05 Black / Noir
- 23 Gold / Or



Body

- 05 ●
- 14 ○

Ring

- 23 ●
- 05 ●

Code

15-0073-05-23
15-0073-14-05

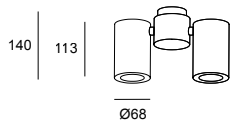
Pipe Double

GU10 | 2 × Max. 8 W

BODY MAT ST,AL
CLASE I

↻ ±180°

- 14 White / Blanc
- 05 Black / Noir



Body

- 14 ○

Ring

- 05 ●

Code

15-0074-14-05

Not included

Non inclus

White ring
Anneau blanc
Black ring
Anneau noir

71-0073-14-14

71-0073-05-05



Standard combinations
Combinaisons standard



05-23



14-05

Possibility of other combinations by rings not included.
Possibilité d'autres combinaisons par anneaux non inclus.



14-14



05-05

Pendants → 214,
Wall fixtures → 323

Suspensions → 214,
Appliques → 323

Ceiling fixtures — Plafonniers 251

Stylus

LED | 3000 K | CRI 90 | 6.4 W Total | 364 Real Lm

BODY MAT AL

DIF MAT PC

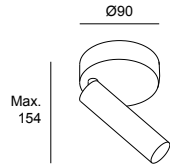
CLASE I

90°

355°

○ 14 White / Blanc

● 05 Black / Noir



ON-OFF
100-240V

Structure

05 ●

14 ○

Code

05-5478-05-05

05-5478-14-14



Pendants → 216,
Wall fixtures → 324

Suspensions → 216,
Appliques → 324

Wall fixtures Appliques

N →	254	Perlina
	258	Voiles
	260	Spark
	266	Trip
	272	Trip Glass
	274	Bloom
	276	Tubs
	280	Invisible
N →	282	Prolix
	285	Veneto
	286	Big Bang
	288	Attic
	292	Super Attic
	296	H
	300	Organic
	301	Miso
	302	Drone
	303	Vetro
●	303	Nude

Appliques con luz de lectura / Apliques com luz de leitura

N →	304	Perlina
	306	Invisible
	308	Chic
	310	E-lamp
	312	E-lamp Mini
	314	Hall Slim
	316	Gamma
	317	Gamma Mini
	318	Gamma SR
	319	Gamma USB
	320	Gamma Extend
	321	Radar
●	322	Simply
●	323	Pipe
●	324	Stylus
●	325	Funk
	325	Ivy
	326	Bed
	327	Link
	327	Tip

Appliques con pantalla / Apliques com quebra-luz

	328	Hall Slim Screen
●	330	Clip
●	332	Metrica

Appliques arquitecturales / Apliques arquitecturais

	336	Fino
	338	Kub
N →	339	Duna
	340	Maai
	341	Room
	342	Neu
	342	Oval
●	343	Jet
	343	Lia
●	344	Lia Led
	345	Ges
	346	Ges Circular

Natural gem — Perlina draws its inspiration from a natural gem, creating an illuminated pearl that beautifully embodies the simplicity of a perfectly round circle. The option with an IP44 rating provides a lighting effect that is filtered through the sphere, conveying a sense of calm and filling the space with an artlessness.

Joyau naturel — S'inspirant d'une gemme naturelle, Perlina offre une perle illuminée qui joue avec l'essence de la circonférence, ronde et parfaite, donnant un sens au minimalisme du basique. L'option à IP44 assure un effet de lumière tamisée à travers la sphère qui transmet une sensation de calme en remplissant l'espace de façon naturelle.







N → Perlina IP44

LED | CCT 2700-3000-4000K | CRI 90 | 8.8 W Total | 355 Real Lm (3000K)

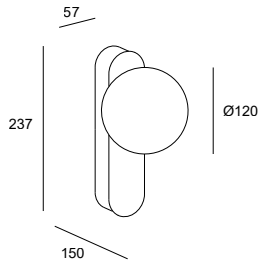
IP 44

BODY MAT ST

DIF MAT GLA

CLASE II

- 60 Black / Noir
- DN Matte gold / Or mat



ON-OFF
220-240VAC

DALI-2
220-240VAC

Structure

60 ●
DN ●

60 ●
DN ●

Code

05-A076-60-60
05-A076-DN-DN

05-A077-60-60
05-A077-DN-DN



Voiles

Céline Wright, 2017

Voiles

LED | 2700 K | CRI 90 | 33.6 W Total | 1864 Real Lm

BODY MAT ST

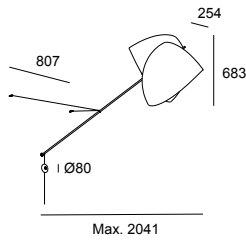
DIF MAT WASHI

CLASE II

☰ CABLE SWITCH

○ 14 White / Blanc

● 05 Black / Noir



TOUCH DIMMING
100-240V

Structure Body

05 ● 14 ○

Code

05-7723-05-14

The light shade is handcrafted with Japanese washi paper, featuring a translucent design and soft feel.

L'abat-jour est fabriqué de manière artisanale avec le papier japonais washi, aux propriétés translucides et doux au toucher.





Artisan and contemporary —
Voiles is a contemporary piece
handcrafted following an ancient
technique using Japanese washi
paper. Designer Céline Wright was
inspired by her sea voyages, when
she would watch the sails flapping
in the wind on the high seas. Voiles
features delicate overlapping pieces
that create patterns and shadows
through this artisanal technique.

Artisanal et contemporain — Voiles
est une pièce contemporaine
fabriquée de manière artisanale
en suivant une technique millénaire
avec le papier japonais washi. La
designer Céline Wright s'est inspirée
de ses voyages en bateau, en
contemplant les voiles qui dirigent
le vent en haute mer. Voiles se
caractérise par de délicates pièces
superposées qui créent des motifs
et des ombres grâce à cette
technique artisanale.

Scandi inspiration — The simplicity of the elements finds its raison d'être in the perfection of the forms and their combinations. With different composition possibilities, Spark features a set of volumes that come together around a profile that goes virtually unnoticed. Moreover, it allows for experimentation with different dimensions while maintaining the same light intensity in all pieces.

Inspiration nordique — La simplicité des éléments trouve sa raison d'être dans la perfection des formes et leurs combinaisons. Offrant différentes possibilités de composition, Spark propose un jeu de volumes qui se déclinent autour d'un profilé passant pratiquement inaperçu. En outre, ce modèle permet de jouer avec ses différentes tailles en maintenant toujours la même intensité lumineuse dans toutes les pièces.







*Spark allows you to create different textures by playing with its position and volume.
Spark permet de créer des textures en jouant avec la position et le volume.*



Spark Single Ø140mm

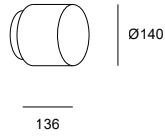
LED | CCT 2700-3000-4000 K | CRI 90 | 10 W Total | 424 Real Lm (3000K)

BODY MAT ST

DIF MAT GLA

CLASE I

- 05 Black / Noir
- F9 Sandblasted / Sablé



PHASE CUT
220-240V

Structure Difussor

Code

05 ● F9 ○

15-A125-05-F9

Spark Single Ø240mm

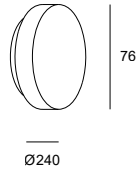
LED | CCT 2700-3000-4000 K | CRI 90 | 16 W Total | 652 Real Lm (3000K)

BODY MAT ST

DIF MAT GLA

CLASE I

- 05 Black / Noir
- F9 Sandblasted / Sablé



PHASE CUT
220-240V

Structure Difussor

Code

05 ● F9 ○

15-A126-05-F9

Spark Single Ø390mm

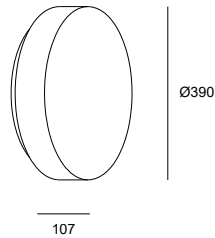
LED | CCT 2700-3000-4000 K | CRI 90 | 43.7 W Total | 2083 Real Lm (3000K)

BODY MAT ST

DIF MAT GLA

CLASE I

- 05 Black / Noir
- F9 Sandblasted / Sablé



DALI
220-240V


Structure Difussor

Code

05 ● F9 ○

15-A127-05-F9

*The three light bodies create three distinct volumes.
Ses trois corps lumineux génèrent trois volumes distincts.*



Spark Double Ø390mm + Ø140mm

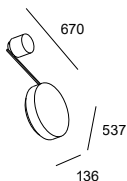
LED | CCT 2700-3000-4000 K | CRI 90 | 53.5 W Total | 2507 Real Lm (3000K)

BODY MAT ST

DIF MAT GLA

CLASE I

- 05 Black / Noir
- F9 Sandblasted / Sablé



DALI
220-240V

Structure Difussor

Code

05 ● F9 ○

15-A128-05-F9

Spark Double Ø390mm + Ø240mm

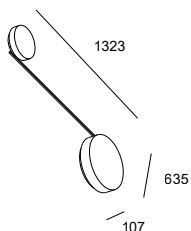
LED | CCT 2700-3000-4000 K | CRI 90 | 60.5 W Total | 2735 Real Lm (3000K)

BODY MAT ST

DIF MAT GLA

CLASE I

- 05 Black / Noir
- F9 Sandblasted / Sablé



DALI
220-240V

Structure Difussor

Code

05 ● F9 ○

15-A129-05-F9

Spark Triplex Ø390mm + Ø240mm + Ø140mm

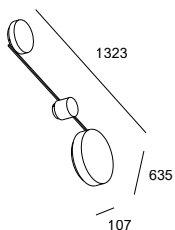
LED | CCT 2700-3000-4000 K | CRI 90 | 68.5 W Total | 3159 Real Lm (3000K)

BODY MAT ST

DIF MAT GLA

CLASE I

- 05 Black / Noir
- F9 Sandblasted / Sablé



DALI
220-240V

Structure Difussor

Code

05 ● F9 ○

15-A130-05-F9

*Painstakingly developed to achieve the highest-quality glass and a streamlined profile with outstanding technical performance.
Développé de façon minutieuse pour obtenir un verre de qualité et un profilé très fin offrant les meilleures prestations techniques.*



Trip

Nahtrang Studio, 2021


Versatile and imaginative —

Trip is a wall light designed to decorate walls with its mere presence. Distinguished by the grid framework of its metal body, the combination possibilities are endless. You can have a single, double or triple with different finishes and play with the effect its soft, diffuse light point creates.

Polyvalent et imaginatif —

Trip est une applique conçue pour décorer les murs par sa seule présence, grâce à la structure grillagée de son corps métallique, à ses possibilités de combinaison, que ce soit en version simple, double ou triple avec différentes finitions, et à l'effet de son point lumineux doux et diffus.





*Two sizes and different combination possibilities.
Deux tailles et différentes possibilités de combinaison.*



Trip 300mm

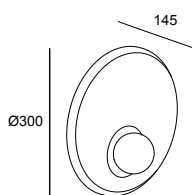
E14 | Max. 9 W

BODY MAT ST,AL

DIF MAT GLA

CLASE II

- 14 White / Blanc
- 05 Black / Noir
- DN Matte gold / Or mat
- EM Stone grey / Gris pierre



Structure Small

- | | |
|------|-------|
| 05 ● | 05 ● |
| 05 ● | 14 ○* |
| 05 ● | DN ● |
| 05 ● | EM ●* |

Code

- 05-8356-05-05**
- 05-8356-05-14**
- 05-8356-05-DN**
- 05-8356-05-EM**

Trip 460mm

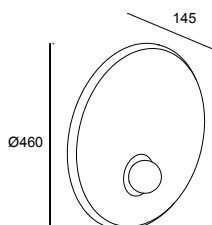
E14 | Max. 9 W

BODY MAT ST,AL

DIF MAT GLA

CLASE II

- 14 White / Blanc
- 05 Black / Noir
- DN Matte gold / Or mat
- EM Stone grey / Gris pierre



Structure Big

- | | |
|------|-------|
| 05 ● | 05 ● |
| 05 ● | 14 ○* |
| 05 ● | DN ● |
| 05 ● | EM ●* |

Code

- 05-8357-05-05**
- 05-8357-05-14**
- 05-8357-05-DN**
- 05-8357-05-EM**

Trip Double 420mm

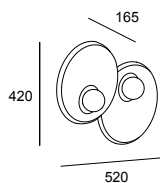
E14 | 2 × Max. 9 W

BODY MAT ST,AL

DIF MAT GLA

CLASE II

- 14 White / Blanc
- 05 Black / Noir
- DN Matte gold / Or mat
- EM Stone grey / Gris pierre







Structure Small Small

- | | | |
|------|-------|-------|
| 05 ● | 05 ● | 05 ● |
| 05 ● | 14 ○* | 14 ○* |
| 05 ● | DN ● | DN ● |
| 05 ● | 05 ● | DN ● |
| 05 ● | EM ● | EM ●* |

Code

- 05-8361-05-05**
- 05-8361-05-14**
- 05-8361-05-DN**
- 05-8361-05-DP**
- 05-8361-05-EM**

*Metallic body with grid framework.
Corps métallique à structure grillagée.*



05

14

DL

EM

Trip Double 535mm

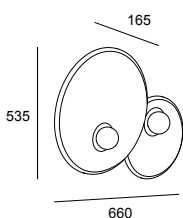
E14 | 2 × Max. 9 W

BODY MAT ST,AL

DIF MAT GLA

CLASE II

- 14 White / Blanc
- 05 Black / Noir
- DN Matte gold / Or mat
- EM Stone grey / Gris pierre



Structure

Small

Big

Code

05 ●	05 ●	05 ●
05 ●	14 ○	14 ○*
05 ●	DN ●	DN ●
05 ●	05 ●	DN ●
05 ●	EM ●	EM ●*

05-8359-05-05
05-8359-05-14
05-8359-05-DN
05-8359-05-DP
05-8359-05-EM

Trip Double 650mm

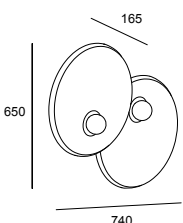
E14 | 2 × Max. 9 W

BODY MAT ST,AL

DIF MAT GLA

CLASE II

- 14 White / Blanc
- 05 Black / Noir
- DN Matte gold / Or mat
- EM Stone grey / Gris pierre



Structure

Big

Big

Code

05 ●	05 ●	05 ●
05 ●	14 ○	14 ○*
05 ●	DN ●	DN ●
05 ●	05 ●	DN ●
05 ●	EM ●	EM ●*

05-8360-05-05
05-8360-05-14
05-8360-05-DN
05-8360-05-DP
05-8360-05-EM

Trip Triple 535mm

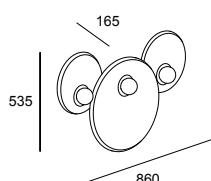
E14 | 3 × Max. 9 W

BODY MAT ST,AL

DIF MAT GLA

CLASE II

- 14 White / Blanc
- 05 Black / Noir
- DN Matte gold / Or mat
- EM Stone grey / Gris pierre



Structure

Small

Big

Small

Code

05 ●	05 ●	05 ●	05 ●
05 ●	14 ○	14 ○	14 ○*
05 ●	DN ●	DN ●	DN ●
05 ●	DN ●	05 ●	DN ●
05 ●	EM ●	EM ●	EM ●*

05-8363-05-05
05-8363-05-14
05-8363-05-DN
05-8363-05-DP
05-8363-05-EM

Trip Triple 650mm

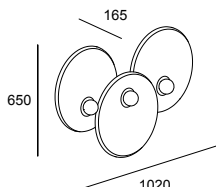
E14 | 3 × Max. 9 W

BODY MAT ST,AL

DIF MAT GLA

CLASE II

- 14 White / Blanc
- 05 Black / Noir
- DN Matte gold / Or mat
- EM Stone grey / Gris pierre



Structure

Big

Big

Big

Code

05 ●	05 ●	05 ●	05 ●
05 ●	14 ○	14 ○	14 ○*
05 ●	DN ●	DN ●	DN ●
05 ●	DN ●	05 ●	DN ●
05 ●	EM ●	EM ●	EM ●*

05-8362-05-05
05-8362-05-14
05-8362-05-DN
05-8362-05-DP
05-8362-05-EM

*Please contact our sales team for conditions and delivery times.

*Consultez notre équipe commerciale pour connaître les conditions et les délais de livraison.

Trip Glass

Nahtrang Studio, 2021

Trip Glass

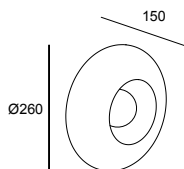
E14 | Max. 9 W

BODY MAT AL

DIF MAT GLA

CLASE II

- 05 Black / Noir
- 12 Fumé / Fumé
- 15 Amber / Ambré



Structure

- 05
- 05

Body

- 12
- 15

Code

- 05-8358-05-12
- 05-8358-05-15

*Amber hue at 30%.
Teinte ambrée à 30%.*



*Smoke hue at 50%.
Teinte fumée à 50%.*



Classic and organic design — A hand-blown glass oval surrounds the light source creating a pleasant lighting effect. Trip Glass is a classic wall light with a timeless personality, available in two shades, amber and smoked.

Design classique et organique — Un ovale en verre soufflé de manière artisanale entoure la source de lumière en créant un agréable effet lumineux. Trip Glass est une applique classique avec une personnalité intemporelle, qui se présente en deux tonalités, ambre et fumé.

The finishes and tones shown may not be completely accurate due to slight variations in production, photographic lighting factors and printing.

Les finitions et les teintes affichées peuvent ne pas être tout à fait exactes en raison de légères variations au niveau de la production, ainsi que de facteurs liés à l'éclairage photographique et à l'impression.



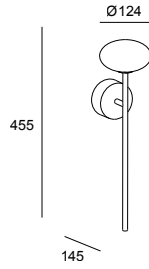
Bloom

Bloom

LED | 2700 K | CRI 90 | 7.5 W Total | 262 Real Lm

IP 44
BODY MAT ST
DIF MAT GLA
CLASE I

● 05 Black / Noir
○ M1 Opal white / Blanc opale



ON-OFF
100-277V

Structure Difussor

05 ● M1 ○

Code

05-A011-05-M1





Simple, versatile design — Simplicity and functionality are often the best letter of recommendation. Bloom features a relaxed design with balanced shapes, allowing it to stand out because of the softness of its profile. Its technical performance makes it a highly versatile luminaire for different settings thanks to its IP44 rating.

Design simple et polyvalent — Simplicité et fonctionnalité constituent souvent la meilleure carte de visite. Bloom affiche un design convivial équilibré dans les formes, qui le mettent en valeur grâce à la douceur de son profil. Son développement technique en fait un luminaire très polyvalent pour différents décors, grâce à son indice IP44.


Presence and dynamism — Tubs is a Deco Tech design that presents light through straight and adjustable sections. Tubs wall light can rotate both from its diffuser, to direct the light beam where needed, and from its axis, with orientation on its different longitudinal axes.



*Pendants → 182, Table lamps → 358,
Floor lamps → 416*

Présence et dynamisme — Tubs est une création Deco Tech qui présente la lumière par le biais de sections droites et orientables. Tubs applique peut tourner aussi bien à partir de son diffuseur, en dirigeant le faisceau lumineux là où il est nécessaire, qu'à partir de son axe, avec une orientation sur ses différents axes longitudinaux.

*Suspensions → 182, Lampes de table → 358,
Lampadaires → 416*





*It offers a wide range of movements: the diffuser can be rotated 360°, as can the arm's ball joint.
Le modèle élargit sa capacité de mouvement : le diffuseur peut tourner sur 360°, en même temps que la rotule du bras.*

Tubs

LED | CRI 90 | 8.4 W Total

BODY MAT ST,AL

DIF MAT PC

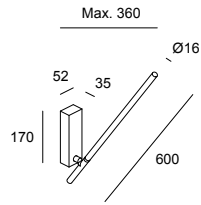
CLASE I

90°


360°

90°

- 05 Black / Noir
- M1 Opal white / Blanc opale



	K	Real Lm	Structure	Difussor	Code
ON-OFF 220-240V	2700	460	05 ●	M1 ○	05-A026-05-M1
0-10V 120-277V	2700	460	05 ●	M1 ○	05-A028-05-M1
DALI-2/PUSH 220-240V	2700	460	05 ●	M1 ○	05-A027-05-M1
ON-OFF 220-240V	3000	535	05 ●	M1 ○	05-8102-05-M1
0-10V 120-240V	3000	535	05 ●	M1 ○	05-8104-05-M1
DALI-2/PUSH 220-240V	3000	535	05 ●	M1 ○	05-8103-05-M1

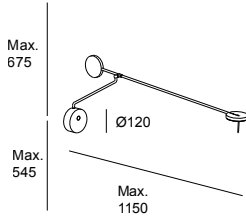


Tubs — Nahrang Studio

Wall fixtures — Appliques 279

Invisible Wall Fixture

BODY MAT ST,AL
 DIF MAT PMMA
 CLASE II
 90°
 350°
 SWITCH



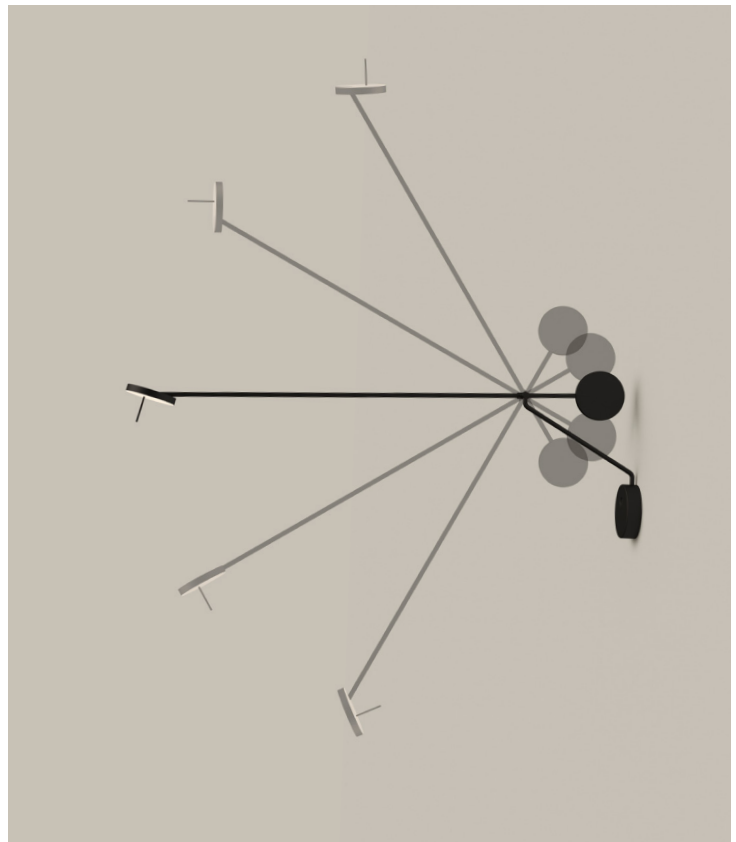
LED | CRI 90 | 10.5 W Total

	K	Real Lm	Structure	Code
TOUCH DIMMING	2700	534	05 ●	05-7385-05-05
100-240V	3000	550	05 ●	05-5693-05-05

● 05 Black / Noir

Balanced movement — Francesc Vilaró drew inspiration from sculptor Alexander Calder's Mobiles series when creating the collection, aiming to strike a balance between the lines constituting the structure and their counterweight. In this balanced composition, light can be directed to any point, emitting accent lighting in a straightforward manner and offering remarkable freedom of movement.

Mouvement en équilibre — Francesc Vilaró s'est inspiré des mobiles du sculpteur Alexander Calder pour concevoir cette collection, en quête d'un équilibre entre les lignes qui forment la structure et leur contrepoids. Dans cette composition tout en équilibre, la lumière peut être dirigée vers n'importe quel point, projetant un éclairage d'accentuation de manière très



*The rotating head means the light can be directed.
 La rotation de la tête permet de diriger la lumière.*

honnête, avec une grande liberté de mouvement.





Winner of the German Design Award in 2016.
Lauréat du German Design Award en 2016.



Lighting geometry — Prolix is an interplay between structural and lighting geometries that leaves nothing to chance. This piece boasts a decorative skin and has a faceted shape and an innate elegance. This wall light, which has a two-directional lens, washes walls with upper and lower light to create a harmonious lighting effect in corridors as well as public areas where comfortable, inviting ambient lighting is required.



Pendants → 190
Ceiling fixtures → 247

Géométrie lumineuse — Prolix est un jeu de géométries structurelles et lumineuses qui ne laisse rien au hasard. C'est un modèle qui arbore une enveloppe décorative, doublée d'une silhouette à facettes et d'une élégance innée. Cette applique à optique bidirectionnelle baigne les murs de lumière par le haut et par le bas pour créer un effet lumineux harmonieux, que ce soit dans des couloirs ou des espaces publics exigeant un éclairage d'ambiance confortable et chaleureux.

Suspensions → 190
Plafonniers → 247



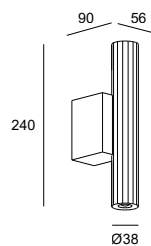


N → Prolix

LED | 2700 K | CRI 90 | 18.8 W Total | 325 Real Lm

BODY MAT AL
DIF MAT PMMA
CLASE I

- 05 Black / Noir
- DN Matte gold / Or mat



PHASE CUT
220-240VAC

Structure

- 05
- DN

Code

05-8513-05-05
05-8513-DN-DN

Veneto

Benedito Design, 2019

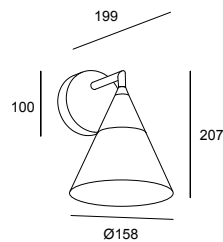


Methacrylate diffuser.
Diffuseur en méthacrylate.

Veneto

BODY MAT ST,AL
DIF MAT PMMA
CLASE I

● DO Polished brass / Laiton poli



LED | 2700 K | CRI 80 | 8.3 W Total | 452 Real Lm


ON-OFF
100-277V

Structure

DO ●

Code

05-7588-DO-DO

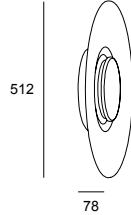
Big Bang

Francesc Vilaró, 2015

Big Bang

BODY MAT AL
DIF MAT PMMA
CLASE II

○ BW White / Blanc



LED | 3000 K | CRI 90 | 25 W Total | 760 Real Lm



ON-OFF
100-240V

Structure


BW ○

Code

05-5085-BW-BW

A bold presence day and night —
The circular shape of the Big Bang components and its textured white and gold finishes in the centre allow the piece to rouse emotions while switched both off and on. When switched off, it embellishes the room with the harmony of its shapes, whereas when turned on, it provides an indirect light with a very special effect that catches the eye.

Mis à l'honneur de jour comme de nuit — La forme circulaire des composants de Big Bang et ses finitions en blanc texturé et or au centre font que la pièce transmet des sensations aussi bien lorsqu'il est éteint que lorsqu'il est allumé. Lorsqu'il est éteint, il décore la pièce avec l'harmonie de ses formes et lorsqu'il est allumé, il crée une lumière indirecte avec un halo de lumière très spécial qui ne passe pas inaperçu.





Compositional richness — Attic is an extremely functional lighting system thanks to its simple installation and the addition of luminaires. The light provided by its bulbs can be used in work areas or to create relaxed settings. Furthermore, the lighting effect generated by the side openings on its shade provide full integration of the wiring structure in the piece's final composition. With the option of customising the colour of its shades and three geometric shapes that can be combined, Attic is a modular piece in every sense.

Richesse de composition — Attic est un système d'éclairage extrêmement fonctionnel grâce à sa grande facilité d'installation et d'ajout de luminaires. L'éclairage de ses ampoules peut servir aussi bien pour les zones de travail que pour créer des atmosphères détendues. En outre, l'effet lumineux généré par les ouvertures latérales de l'abat-jour permet d'intégrer totalement la structure du câblage dans la composition finale du modèle. Offrant la possibilité de personnaliser la couleur des abat-jour et trois formes géométriques combinables entre elles, Attic est un modèle modulaire dans tous les sens du terme.





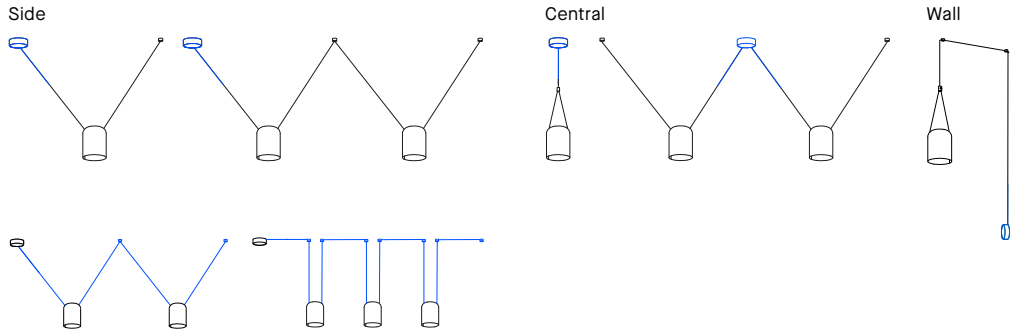
*Configurator for customisation available.
Configurateur de personnalisation disponible.*

attic.ledsc4.com

Configure your Attic Configurez votre Attic

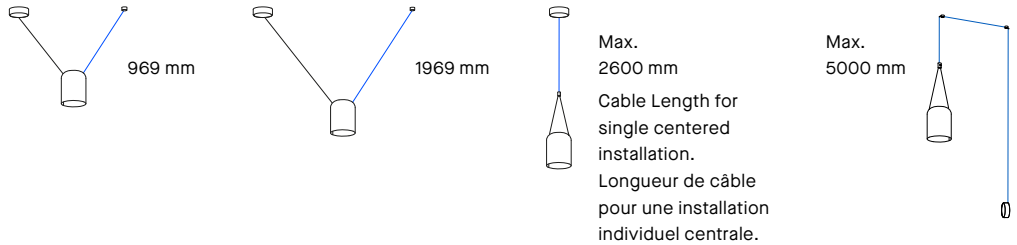
1 Installation Installation

With 2 installation options.
Avec 2 options d'installation.



Not available for the individual model with central rosette.
Non disponible pour le modèle individuel à patère centrale.

2 Cable Length Longueur de câble

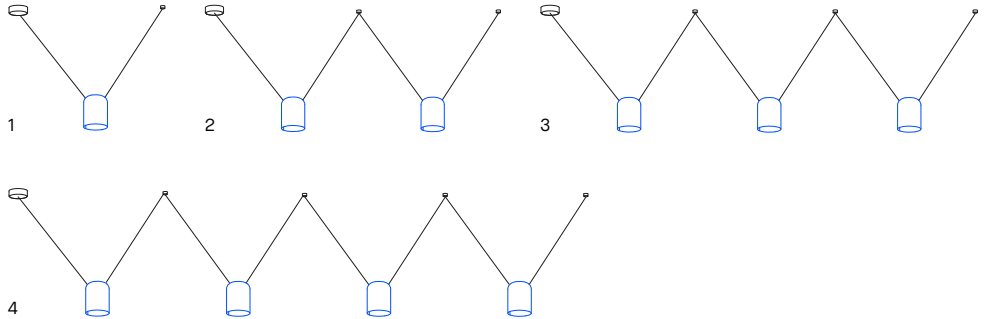


3 Screen Abat-jour




4 Standard combinations Combinaisons standard

More options available with the configurator.
Plus d'options grâce au configurateur.



5 Finishes Finitions

Multiple customisable colours available on request.
De multiples couleurs à personnaliser sur demande.



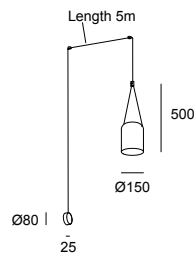
Configure your luminaire
Configurez votre luminaire

Attic Wall Fixture

E27 | Max. 15 W

BODY MAT AL
CLASE II

- 14 White / Blanc
- 05 Black / Noir



Structure	Exterior Screen	Code
<ul style="list-style-type: none"> ○ 05 ● 05 	<ul style="list-style-type: none"> ● 05 ○ 14 	<ul style="list-style-type: none"> 05-7388-05-05 05-7388-05-14
<ul style="list-style-type: none"> ○ 05 ● 05 	<ul style="list-style-type: none"> ● 05 ○ 14 	<ul style="list-style-type: none"> 05-7389-05-05 05-7389-05-14
<ul style="list-style-type: none"> ○ 05 ● 05 	<ul style="list-style-type: none"> ● 05 ○ 14 	<ul style="list-style-type: none"> 05-9007-05-05 05-9007-05-14




Super Attic

Nahtrang Studio, 2021

Presence and personality — Super Attic effortlessly takes over any space it occupies. Its large conical light shade emits a light beam with a powerful presence, bringing personality to the room.

Présence et personnalité — Super Attic joue les premiers rôles dans le décor sans complexe. Son abat-jour conique de grandes dimensions émet un faisceau de lumière avec une présence remarquée, conférant de la personnalité à l'espace.





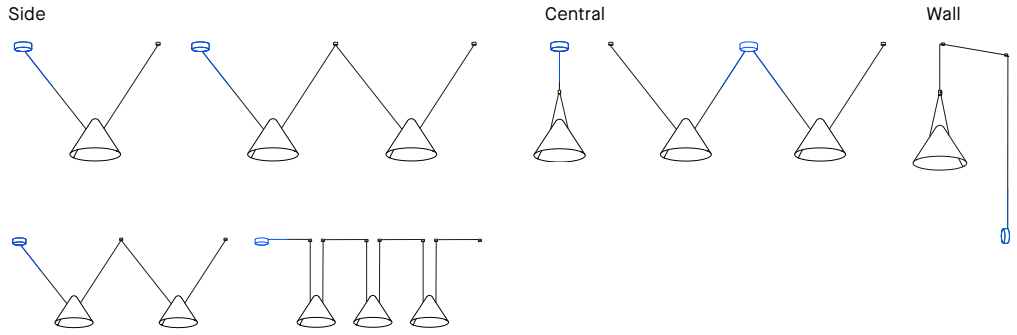
*Configurator for customisation available.
Configurateur de personnalisation disponible.*

attic.ledsc4.com

Configure your Super Attic Configurez votre Super Attic

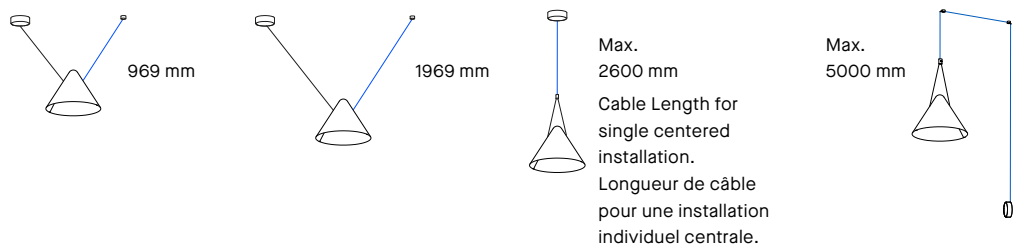
1 Installation Installation

With 2 installation options.
Avec 2 options
d'installation.



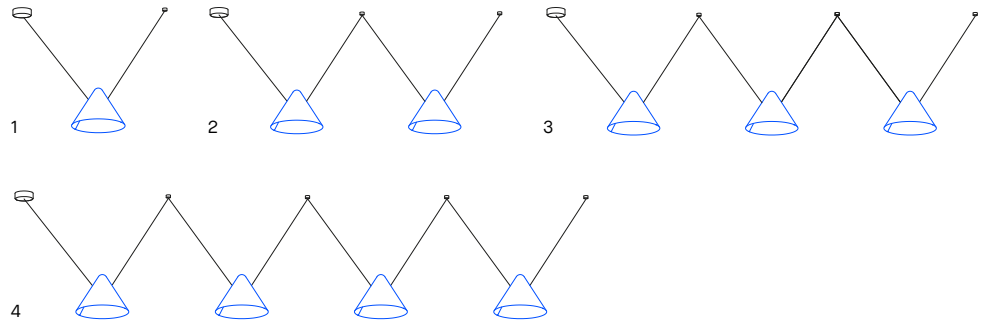
Not available for the
individual model with central
rosette.
Non disponible pour le
modèle individuel à patère
centrale.

2 Cable Length Longueur de câble



4 Standard combinations Combinaisons standard

More options available with
the configurator.
Plus d'options grâce au
configurateur.



5 Finishes Finitions

05 Black



Multiple customisable colours
available on request.
De multiples couleurs à
personnaliser sur demande.



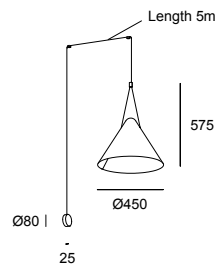
Configure your luminaire
Configurez votre luminaire

Super Attic

E27 | Max. 15 W

BODY MAT AL
CLASE II

● 05 Black / Noir



Structure

05 ●

Exterior Screen

05 ●

Code

05-8348-05-05

*The colour of Super Attic's finish can be personalised via the configurator.
Super Attic permet de personnaliser la couleur de sa finition grâce au configurateur.*



Natural distinction — With simple, pure lines, Benedito Design's H design provides the space with a natural elegance. With the option of recessed or surface installation, H stands out in the space for the warmth of its light and the shadow play created by the delicate upper opening in the piece.

Distinction naturelle — Avec ses lignes simples et pures, le design H de Benedito Design apporte une élégance naturelle à l'espace qu'il occupe. Avec la possibilité d'une installation encastrée ou en saillie, H se distingue dans le décor par sa lumière chaude et le jeu de lumières créé par la délicate ouverture supérieure dans la pièce.







H

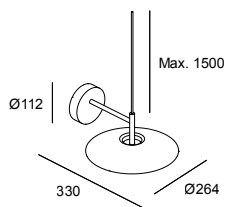
LED | 2700 K | CRI 90 | 17 W Total | 570 Real Lm

BODY MAT ST

DIF MAT ACR

CLASE I

- 05 Black / Noir
- DN Matte gold / Or mat



ON-OFF
100-277V

Structure

- 05 ●
- DN ●

Code

05-7742-05-05
05-7742-DN-DN



Two recessed options.
Deux options d'encastrement.

Hanging wall lamp option with embellishment cord (electrical wall installation).

Option d'applique suspendue avec cordon enjoliveur (installation électrique murale).



Organic

Àlex & Manel Llusçà, 2019

Soft and harmonious — The soft and harmonious silhouette of this piece is inspired by the organic shapes of flowers and leaves. Its slightly curved lampshade, featuring a gold interior, subtly and naturally blends into the space.

Douceur et harmonie — Tout en douceur et harmonie, le profil de ce modèle s'inspire des formes organiques des fleurs et des feuilles. Légèrement incurvé et doté d'un intérieur doré, son abat-jour se fond dans le décor de façon subtile et naturelle.



Organic

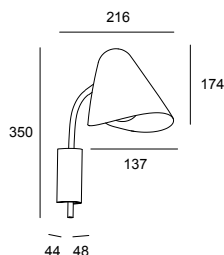
BODY MAT ST

CLASE II

↷ 90°

⦿ 355°

● 05 Black / Noir



E14 | Max. 9 W

Structure

05 ●

Code

05-7582-05-05

Not included

Non inclus

Connection cable

Câble de connexion

71-7660-00-00



Table lamps → 374,
Floor lamps → 423

Lampes de table → 374,
Lampadaires → 423

With gentle, discreet lines, the Miso wall light adapts to every space thanks to its basic design with light bulb and the option of combining its finishes.

Avec ses lignes douces et discrètes, l'applique Miso s'adapte à tous les espaces grâce à son design essentiel avec ampoule et à la possibilité de combiner ses finitions.

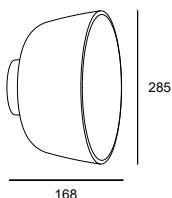


Miso 285mm

E27 | Max. 15 W

BODY MAT ST
CLASE II

- 14 White / Blanc
- 05 Black / Noir
- DL Gold / Or
- EM Stone grey / Gris pierre



Exterior Screen

- 05 ●
- 05 ●
- 14 ○
- 14 ○
- DL ●
- DL ●
- EM ●

Interior Screen

- 14 ○*
- DL ●*
- 14 ○
- DL ●*
- 14 ○*
- DL ●*
- 14 ○*

Code

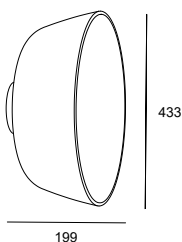
- 15-8330-05-14
- 15-8330-05-DL
- 15-8330-14-14
- 15-8330-14-DL
- 15-8330-DL-14
- 15-8330-DL-DL
- 15-8330-EM-14

Miso 433mm

E27 | Max. 15 W

BODY MAT ST
CLASE II

- 14 White / Blanc
- 05 Black / Noir
- DL Gold / Or
- EM Stone grey / Gris pierre



Exterior Screen

- 05 ●
- 05 ●
- 14 ○
- 14 ○
- DL ●
- DL ●
- EM ●

Interior Screen

- 14 ○*
- DL ●*
- 14 ○
- DL ●*
- 14 ○*
- DL ●*
- 14 ○*

Code

- 15-8331-05-14
- 15-8331-05-DL
- 15-8331-14-14
- 15-8331-14-DL
- 15-8331-DL-14
- 15-8331-DL-DL
- 15-8331-EM-14



*Please contact our sales team for conditions and delivery times.

*Consultez notre équipe commerciale pour connaître les conditions et les délais de livraison.

Drone

Àlex & Manel Llusçà, 2016



This small-size wall light comes with multiple options of combined finishes in the dual or single version.

Cette applique aux dimensions réduites présente de multiples options de finitions combinées dans sa version double ou simple.

Drone Single

LED | 2700 K | CRI 80 | 8.6 W Total | 350 Real Lm

BODY MAT AL

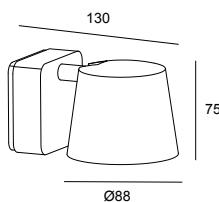
DIF MAT AL

CLASE I

355°

90°

- 14 White / Blanc
- ◐ 21 Chrome / Chrome
- ◑ F5 Gold / Or
- CI Brown / Marron
- 06 Copper / Cuivre



ON-OFF
100-277V

Structure

Interior Screen

Code

14	○	06	●	05-5306-14-06
14	○	21	◐	05-5306-14-21
14	○	F5	◑	05-5306-14-F5
CI	●	06	●	05-5306-CI-06
CI	●	21	◐	05-5306-CI-21
CI	●	F5	◑	05-5306-CI-F5

Drone Double

LED | 2700 K | CRI 80 | 16.3 W Total | 613 Real Lm

BODY MAT AL

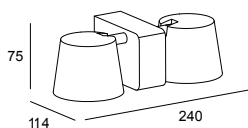
DIF MAT AL

CLASE I

90°

355°

- 14 White / Blanc
- ◐ 21 Chrome / Chrome
- ◑ F5 Gold / Or
- CI Brown / Marron
- 06 Copper / Cuivre



ON-OFF
100-277V

Structure

Interior Screen

Code

14	○	06	●	05-5307-14-06
14	○	21	◐	05-5307-14-21
14	○	F5	◑	05-5307-14-F5
CI	●	06	●	05-5307-CI-06
CI	●	21	◐	05-5307-CI-21
CI	●	F5	◑	05-5307-CI-F5

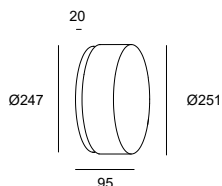
Vetro

Francesc Vilaró, 2019

Ceiling fixtures → 246
 Bath → 450
 Plafonniers → 246
 Salle de bains → 450

Vetro

05-7387-14-G5



IP 44
 BODY MAT ST
 DIF MAT GLA
 CLASE II

 LED
 3000 K
 CRI 80
 22.4 W Total
 1240 Real Lm
 Driver ON-OFF (220-240V)

Structure
 14 White / Blanc
 Difussor
 G5 Painted glass white interior / Verre peint blanc intérieur



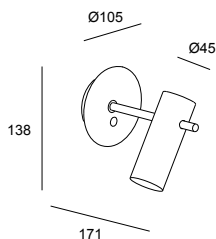
Nude

Nahrang Studio, 2022

Table lamps → 378
 Floor lamps → 424
 Lampes de table → 378
 Lampadaires → 424

Nude

05-8515-05-05
 05-8515-05-DN
 05-8515-05-EM



BODY MAT AL
 CLASE II
 ↻ 360°

 E27 120 mm or 95 mm Opal or
 Vintage Finishing
 Max. 15 W

Structure
 05 Black / Noir
 Body
 05 Black / Noir
 DN Matte gold / Or mat
 EM Stone grey / Gris pierre

80 3-30 mm

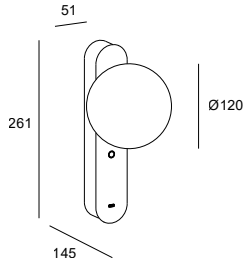


Option of recessed or surface installation and integrated or external cable.
 Possibilité d'installation encastrée ou de surface et câble intégré ou extérieur.

N → Perlina USB

BODY MAT ST
DIF MAT GLA
CLASE II

- 60 Black / Noir
- DN Matte gold / Or mat



LED | CCT 2700-3000-4000 K | CRI 90 | 8.8 W Total | 355 Real Lm (3000K)



TOUCH DIMMING
220-240VAC

Structure

- 60
- DN

Code

05-A078-60-60
05-A078-DN-DN



Natural gem — Perlina draws its inspiration from a natural gem, creating an illuminated pearl that beautifully embodies the simplicity of a perfectly round circle. When lit up, it exudes a soft, calming light that naturally fills the space and adjusts to it, thanks to the option of manual adjustment with a dimmer.

Joyau naturel — S’inspirant d’une gemme naturelle, Perlina offre une perle illuminée qui joue avec l’essence de la circonférence, ronde et parfaite, donnant un sens au minimalisme du basique. Lorsqu’elle est allumée, son effet de lumière tamisée transmet une sensation de calme, remplissant naturellement l’espace et s’y adaptant grâce à la possibilité d’une gradation par variateur manuel.





Invisible

Francesc Vilaró, 2016

Invisible Reader Small

LED | CRI 90 | 10.5 W Total

BODY MAT ST,AL

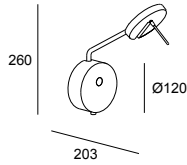
DIF MAT PMMA

CLASE II

↻ 180°

↻ 90°

⏻ SWITCH



K

Real Lm

Structure

Code

TOUCH
DIMMING
100-240V

2700
3000

534
550

05 ●
05 ●

05-7382-05-05
05-7380-05-05

● 05 Black / Noir

Invisible Reader Large

LED | CRI 90 | 10.5 W Total

BODY MAT ST,AL

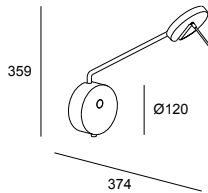
DIF MAT PMMA

CLASE II

↻ 180°

↻ 90°

⏻ SWITCH



K

Real Lm

Structure

Code

TOUCH
DIMMING
100-240V

2700
3000

534
550

05 ●
05 ●

05-7383-05-05
05-7381-05-05

● 05 Black / Noir



The rotating head means the light can be directed.

La rotation de la tête permet de diriger la lumière.

Winner of the German Design Award in 2016.

Lauréat du German Design Award en 2016.



Pendants → 186, Wall fixtures → 280,
Table lamps → 370, Floor lamps → 420

Suspensions → 186, Appliques → 280,
Lampes de table → 370, Lampadaires → 420



Balanced movement — Francesc Vilaró drew inspiration from sculptor Alexander Calder's Mobiles series when creating the collection, aiming to strike a balance between the lines constituting the structure and their counterweight. In this balanced composition, light can be directed to any point, emitting accent lighting in a straightforward manner and offering remarkable freedom of movement.

Mouvement en équilibre — Francesc Vilaró s'est inspiré des mobiles du sculpteur Alexander Calder pour concevoir cette collection, en quête d'un équilibre entre les lignes qui forment la structure et leur contrepoids. Dans cette composition tout en équilibre, la lumière peut être dirigée vers n'importe quel point, projetant un éclairage d'accentuation de manière très honnête, avec une grande liberté de mouvement.

Chic

Chic

BODY MAT AL
DIF MAT PMMA

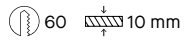
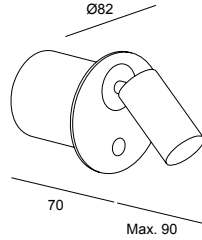
CLASE II

90°

360°

SWITCH

- 14 White / Blanc
- 05 Black / Noir
- 81 Satin nickel / Nickel satiné
- DN Matte gold / Or mat



LED | 2700 K | CRI 90 | 3.9 W Total | 200 Real Lm



TOUCH DIMMING
100-240V

Structure


- 05 ●
- 14 ○
- 81 ○
- DN ●

Code

05-8509-05-05
05-8509-14-14
05-8509-81-81
05-8509-DN-DN

It includes a honeycomb panel for greater visual comfort.

Comprend une grille en nid d'abeille pour plus de confort visuel.





Quality in the simplest form — This is a highly compact wall light that offers great lighting performance, allowing you to adjust its intensity with a gentle touch of its dimmer. Chic provides full functionality that never affects its design.

Qualité réduite à sa plus simple expression — Applique de taille très compacte à forte prestation lumineuse qui permet de régler l'intensité de l'éclairage par une touche de gradation tactile tout en douceur. Chic remplit sa fonction sans renoncer au design.

E-lamp

Francesc Vilaró, 2020

E-lamp

LED+LED | 2700 K | 12.3 W Total | CRI 80 | 452 Real Lm

BODY MAT AL

CLASE I

↻ 180°

↻ 90°

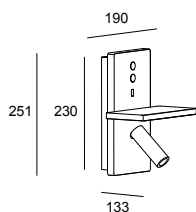
⏻ DOUBLE SWITCH

USB C

○ 14 White / Blanc

● 05 Black / Noir

● DO Polished brass / Laiton poli



Structure

Button

Code

ON-OFF
220-240V

05 ●
05 ●
14 ○
14 ○

05 ●
DO ●
14 ○
DO ●

05-7606-05-05
05-7606-05-DO
05-7606-14-14
05-7606-14-DO

Option to add gold buttons in both finishes.
Option de boutons dorés dans les deux finitions.



Multifunctional — E-lamp is a collection with a rational, simple design based on basic geometric shapes. This multifunctional family of luminaires seeks harmony and integration within the space. Focused on the mobile phone, every version has a USB port.

Multifonctionnel — E-lamp est une collection au design rationnel et simple, fondé sur des formes géométriques élémentaires. Cette famille multifonctionnelle de luminaires recherche l'harmonie et l'intégration dans l'espace. Axé sur la téléphonie mobile, ce modèle est doté d'une connexion USB dans toutes ses variantes.





*USB port for charging electronic devices.
Port de charge USB d'appareils électroniques.*

E-lamp mini

Francesc Vilaró, 2021

E-lamp Mini

LED | 2700 K | CRI 90 | 3.2 W Total | 137 Real Lm

BODY MAT AL

CLASE I

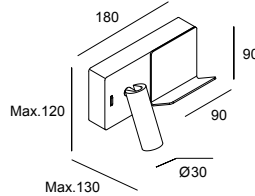
180°

90°

SWITCH

USB C

- 14 White / Blanc
- 05 Black / Noir
- 81 Satin nickel / Nickel satiné
- DN Matte gold / Or mat
- EU Gloss White / Blanc brillant
- EV Gloss Black / Noir brillant



ON-OFF
100-240V

Structure Body

- | | | | |
|----|---|----|---|
| 05 | ● | 81 | ○ |
| 05 | ● | DN | ○ |
| 05 | ● | EV | ● |
| 14 | ○ | 81 | ○ |
| 14 | ○ | DN | ○ |
| 14 | ○ | EU | ○ |

Code

- 05-8329-05-81**
- 05-8329-05-DN**
- 05-8329-05-EV**
- 05-8329-14-81**
- 05-8329-14-DN**
- 05-8329-14-EU**

With USB-C port.
Avec chargeur USB C.



Design and practicality — E-lamp Mini, which is compact in size, grants prominence to minimalist spaces in which technology and design come together naturally.

Design et fonctionnalité — De taille compacte, E-lamp Mini fait la part belle aux espaces minimalistes où technologie et design se côtoient tout naturellement.



*May be installed both vertically and horizontally.
Possibilité d'installation verticale ou horizontale.*

Hall Slim

Nahtrang Studio, 2022

Hall Reader

LED | 2700 K | CRI 90 | 3.5 W Total | 150 Real Lm

BODY MAT AL

CLASE I

355°

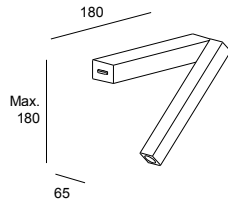
90°

SWITCH

14 White / Blanc

05 Black / Noir

DN Matte gold / Or mat



ON-OFF
100-240V

Structure

05 ●

14 ○

DN ●

Code

05-8510-05-05

05-8510-14-14

05-8510-DN-DN





Discreet elegance — Hall Slim is a collection with a compact, straight profile presented with different finishes that allow an adjustable reading light to be built into it discreetly.

Élégance discrète — Affichant un profil compact et rectiligne, Hall Slim est une collection proposée dans plusieurs finitions permettant d'intégrer une liseuse orientable en toute discrétion.

Gamma

Josep Patsí, 2019

It can be recessed or surface-mounted.
Installation possible en saillie ou encastrée.



Gamma Round

LED | 2700 K | CRI 90 | 3.5 W Total | 137 Real Lm

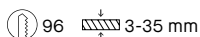
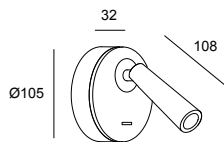
BODY MAT AL

CLASE I

↷ 90°

↻ 180°

⏻ SWITCH



ON-OFF
100-277V

Structure

05 ●
14 ○
81 ●
DN ●

Code

05-6421-05-05
05-6421-14-14
05-6421-81-81
05-6421-DN-DN

○ 14 White / Blanc

● 05 Black / Noir

● 81 Satin nickel / Nickel satiné

● DN Matte gold / Or mat

Gamma Square

LED | 2700 K | CRI 90 | 3.5 W Total | 137 Real Lm

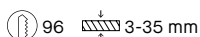
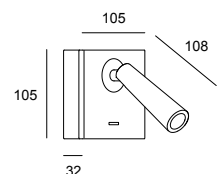
BODY MAT AL

CLASE I

↷ 90°

↻ 180°

⏻ SWITCH



ON-OFF
100-277V

Structure

05 ●
14 ○
81 ●
DN ●

Code

05-6420-05-05
05-6420-14-14
05-6420-81-81
05-6420-DN-DN

○ 14 White / Blanc

● 05 Black / Noir

● 81 Satin nickel / Nickel satiné

● DN Matte gold / Or mat

Gamma Mini

Josep Patsí, 2020



Gamma Mini

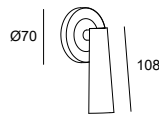
LED | 2700 K | CRI 90 | 3.6 W Total | 137 Real Lm

BODY MAT AL

CLASE II

180°

90°



ON-OFF
100-240V

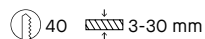
Structure

05 ●
14 ○
81 ●
DN ●

Code

05-6428-05-05
05-6428-14-14
05-6428-81-81
05-6428-DN-DN

- 14 White / Blanc
- 05 Black / Noir
- 81 Satin nickel / Nickel satiné
- DN Matte gold / Or mat



Wall fixtures → 316, 318, 319, 320,

Table lamps → 373

Floor lamps → 422

Appliques → 316, 318, 319, 320,

Lampes de table → 373

Lampadaires → 422

Wall fixtures — Appliques 317

Gamma SR

Josep Patsí, 2021



Model with option of USB-C port (05-8507).
Modèle avec option de port USB C (05-8507).

Gamma SR

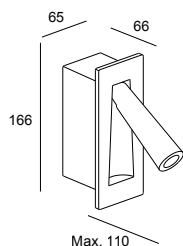
BODY MAT ST,AL,PLABS

CLASE I

180°

90°

SWITCH



148×60 3-30 mm

- 14 White / Blanc
- 05 Black / Noir
- 81 Satin nickel / Nickel satiné
- DN Matte gold / Or mat

LED | 2700 K | CRI 90 | 3.2 W Total | 137 Real Lm



ON-OFF
100-277V

Structure

- 05 ●
- 14 ○
- 81 ●
- DN ●

Code

05-8397-05-05
05-8397-14-14
05-8397-81-81
05-8397-DN-DN

Gamma SR USB

BODY MAT AL

DIF MAT BR

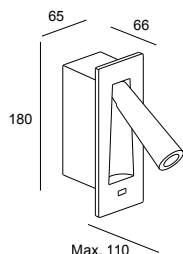
CLASE I

90°

180°

SWITCH

USB C



150×60 3-30 mm

- 14 White / Blanc
- 05 Black / Noir
- 81 Satin nickel / Nickel satiné
- DN Matte gold / Or mat

LED | 2700 K | CRI 90 | 3.2 W Total | 137 Real Lm



ON-OFF
100-240V

Structure

- 05 ●
- 14 ○
- 81 ●
- DN ●

Code

05-8507-05-05
05-8507-14-14
05-8507-81-81
05-8507-DN-DN

Gamma USB

Josep Patsí, 2020



USB port for charging electronic devices.
Port de charge USB d'appareils électroniques.

Gamma USB

LED | 2700 K | CRI 90 | 3.5 W Total | 123 Real Lm

BODY MAT AL

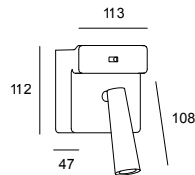
CLASE I

180°

90°

SWITCH

USB C



ON-OFF
100-240V

Structure

05 ●
14 ○
81 ●

Code

05-6424-05-05

05-6424-14-14

05-6424-81-81

- 14 White / Blanc
- 05 Black / Noir
- 81 Satin nickel / Nickel satiné

Wall fixtures → 316, 317, 319, 320,

Table lamps → 373

Floor lamps → 422

Appliques → 316, 317, 319, 320,

Lampes de table → 373

Lampadaires → 422

Gamma Extend

Josep Patsí, 2021



Elegance and precision — Gamma Extend upholds all the essence of the collection while adding an adjustable arm for greater convenience in its use.

Élégance et précision — Gamma Extend conserve toute l'essence de la collection, avec l'ajout d'un bras orientable pour plus de confort d'utilisation.

Gamma Extend

LED | 2700 K | CRI 90 | 3.2 W Total | 137 Real Lm

BODY MAT AL

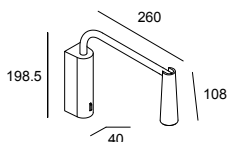
CLASSE I

90°

180°

SWITCH

- 14 White / Blanc
- 05 Black / Noir
- 81 Satin nickel / Nickel satiné
- DN Matte gold / Or mat



ON-OFF
100-277V

Structure

- 05
- 14
- 81
- DN

Code

- 05-8339-05-05**
- 05-8339-14-14**
- 05-8339-81-81**
- 05-8339-DN-DN**

Radar



Radar combines an excellent adjustable light point with a minimalist design that means it can be easily integrated into different settings.

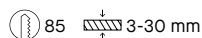
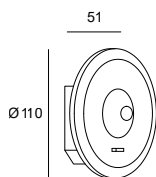


Alliant un excellent point lumineux orientable à un design minimaliste, Radar s'intègre facilement dans différents décors.

Radar

BODY MAT AL
DIF MAT PMMA
CLASE II
360°

○ 14 White / Blanc
● 60 Black / Noir



LED | 3000 K | CRI 80 | 4.5 W Total | 50 Real Lm



PHASE CUT
220-240V

Structure

14 ○
60 ●

Code

05-6488-14-14
05-6488-60-60



Efficacy in the simplest form — Simply offers maximum functionality alongside minimal expression. This series has been devised to stand the test of time and light up any room, whatever its style.

Efficacité réduite à sa plus simple expression — Simply est une collection qui offre un maximum de fonctionnalité avec un minimum d'expression. Cette série est conçue pour durer dans le temps et illuminer n'importe quelle pièce, quel que soit son style.

Simply

BODY MAT ST,AL

CLASE I

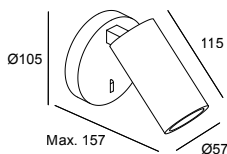
355°

90°

SWITCH

14 White / Blanc

05 Black / Noir



GU10 | Max. 8 W

Structure

05 ●

14 ○

Code

05-7982-05-05

05-7982-14-14

Included
Inclus

Honeycomb panel
Panneau en nid d'abeille

Ceiling fixtures → 250,
Table lamps → 377

Plafonniers → 250,
Lampes de table → 377

Pipe



Standard combinations
 Combinaisons standard



05-05



14-05

Possibility of other combinations by rings not included.
 Possibilité d'autres combinaisons par anneaux non inclus.



14-14



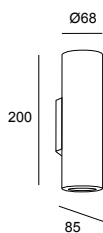
05-05

Pipe Reader

BODY MAT ST,AL

CLASE I

- 14 White / Blanc
- 05* Black / Noir



GU10 | 2 × Max. 8 W

Structure

- 14 ○
- 05 ●*

Ring

- 05 ●
- 05 ●*

Code

- 05-2759-14-05**
- 05-2759-05-05**

Not included

Non inclus

White ring
 Anneau blanc
 Black ring
 Anneau noir

71-0073-14-14

71-0073-05-05

*Please contact our sales team for conditions and delivery times.

*Consultez notre équipe commerciale pour connaître les conditions et les délais de livraison.

Pendants → 214,
 Ceiling fixtures → 251
 Suspensions → 214,
 Plafonniers → 251

Stylus



Stylus Switch

LED | 3000 K | CRI 90 | 4.5 W Total | 276 Real Lm

BODY MAT AL

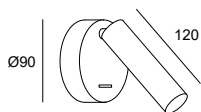
DIF MAT PC

CLASE I

↷ 90°

⤵ 355°

⏻ SWITCH



ON-OFF

100-240V

Structure

05 ●

14 ○

Code

05-6193-05-05

05-6193-14-14

○ 14 White / Blanc

● 05 Black / Noir

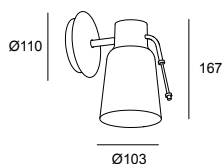
Funk

Àlex & Manel Llusçà, 2015

Table lamps → 375,
Floor lamps → 413
Lampes de table → 375,
Lampadaires → 413

Funk

05-4755-CI-23



BODY MAT ST

CLASE I

↻ 355°

↶ ±90°

⏻ SWITCH

E27

Max. 15 W

Structure

● CI Brown / Marron

Interior Screen

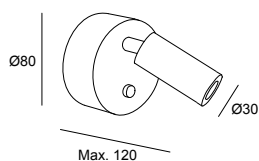
● 23 Gold / Or



Ivy

Ivy

05-2706-81-81



BODY MAT ST

CLASE I

↻ 355°

↶ 90°

⏻ SWITCH

LED

3000 K

CRI 80

3.5 W total

112 Real Lm

Driver ON-OFF (100-240V)

Structure

● 81 Satin nickel / Nickel satiné



Directable light point.
Point lumineux orientable.

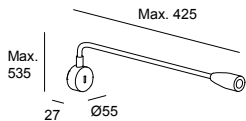
Bed

Bed Round

05-2830-05-05

05-2830-34-34

05-2830-81-81



BODY MAT AL

CLASE II

⏻ SWITCH

LED

3000 K

CRI 90

3.5 W total

115 Real Lm

Driver ON-OFF (100-277V)

Structure

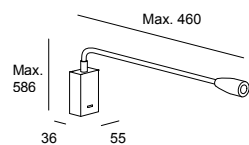
- 05 Black / Noir
- 34 Grey / Gris
- 81 Satin nickel / Nickel satiné

Bed Rectangular

05-2831-05-05

05-2831-34-34

05-2831-81-81



BODY MAT AL

CLASE II

⏻ SWITCH

LED

3000 K

CRI 90

3.5 W total

115 Real Lm

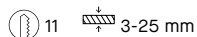
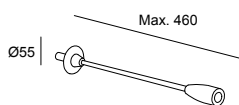
Driver ON-OFF (100-277V)

Structure

- 05 Black / Noir
- 34 Grey / Gris
- 81 Satin nickel / Nickel satiné

Bed Lineal

05-8402-81-81



BODY MAT AL

CLASE II

LED

3000 K

CRI 90

3.5 W total

115 Real Lm

Driver ON-OFF (100-277V)

Structure

- 81 Satin nickel / Nickel satiné



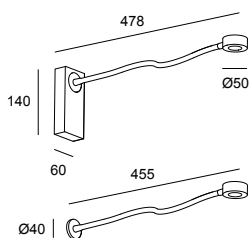
Link

Josep Patsí, 2019

Link Surface

05-7366-05-05

05-7366-14-14



BODY MAT AL

CLASE II

↕ ±180°

↶ ±180°

⊖ SWITCH

LED

2700 K

CRI 80

4 W total


121 Real Lm

Driver TOUCH DIMMING (100-240V)

Structure

○ 14 White / Blanc

● 05 Black / Noir

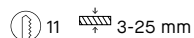
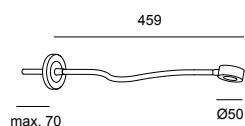


One model, two installation options.
Touch dimming option on the head.
Un seul modèle et deux options d'installation.
Option de gradation tactile sur la tête.

Link Recessed

05-7367-05-05

05-7367-14-14



BODY MAT AL

CLASE II

↕ ±180°

↶ ±180°

⊖ SWITCH

LED

2700 K

CRI 80

4 W total

121 Real Lm

Driver TOUCH DIMMING (100-240V)

Structure

○ 14 White / Blanc

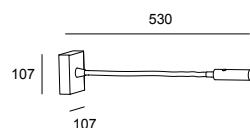
● 05 Black / Noir

Tip

Tip

05-5296-81-81

05-5296-DN-DN



BODY MAT AL

CLASE I

↕ ±180°

↶ ±180°

⊖ SWITCH

LED

3000 K

CRI 80

4.2 W total


175 Real Lm

Driver TOUCH DIMMING (100-240V)

Structure

● 81 Satin nickel / Nickel satiné

● DN Matte gold / Or mat



Hall Slim Screen

Nahrang Studio, 2022

Hall Reader with Screen Right

LED+E27 | 2700 K | CRI 90 | 150 Real Lm

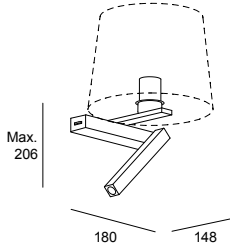
BODY MAT AL

CLASE I

355°

90°

SWITCH



W Total

Structure

Code

ON-OFF
100-240V

LED
E27

2.2
15

05 ●
14 ○
DN ●

05-8511-05-82
05-8511-14-82
05-8511-DN-82

○ 14 White / Blanc

● 05 Black / Noir

● DN Matte gold / Or mat

Hall Reader with Screen Left

LED+E27 | 2700 K | CRI 90 | 150 Real Lm

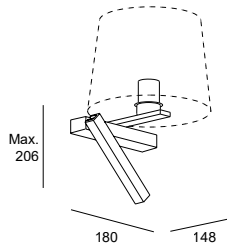
BODY MAT AL

CLASE I

90°

355°

SWITCH



W Total

Structure

Code

ON-OFF
100-240V

LED
E27

2.2
15

05 ●
14 ○
DN ●

05-8512-05-82
05-8512-14-82
05-8512-DN-82

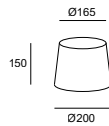
○ 14 White / Blanc

● 05 Black / Noir

● DN Matte gold / Or mat

Not included but required

Communs non inclus et nécessaires



14 ○

BY ●

71-8510-14-M1

71-8510-BY-M1

Different lampshade colours available.

Différentes couleurs d'écran disponibles.





Modern profile — Hall Slim is a modern collection with a compact, straight profile presented with different finishes. This model independently combines an adjustable light point and a classic shade.

Profil contemporain — Hall Slim est une collection contemporaine au profil compact et rectiligne qui est proposée dans plusieurs finitions. Ce modèle combine de manière indépendante un point lumineux orientable avec un abat-jour classique.

Clip

Nahtrang Studio, 2022

Clip LED+E27 | 2700 K | CRI 90 | 53 Real Lm

BODY MAT ST

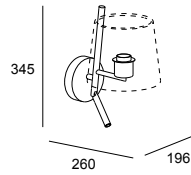
CLASE I

↔ 180°

↷ 90°

⏻ SWITCH

● 05 Black / Noir



ON-OFF
100-277V

LED
E27

W Total

2.2
15

Structure

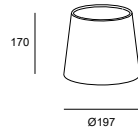
05 ●

Code

05-8540-05-82

Not included but required

Communs non inclus et nécessaires



14 ○

05 ●

PAN-232-14

PAN-232-05

*The LED reading lamp has a wide rotation angle for added comfort.
Le lecteur LED permet une rotation très large pour plus de confort.*



Table lamps → 384
Floor lamps → 430

Lampes de table → 384
Lampadaires → 430



Style and purity — Clip is the reinvention of a classic. Its slight angle offers the design a fresh touch by playing around with a fully built-in LED point. It is a functional luminaire thanks to the combination of shade and independent reading light.

Style et pureté — Réinterprétation d'un classique, Clip arbore une légère inclinaison qui apporte une touche de fraîcheur au design en jouant avec un point LED entièrement intégré. C'est un luminaire fonctionnel grâce à la combinaison d'un abat-jour et d'une liseuse indépendante.

Metrica

Nahtrang Studio, 2022


A classic with multiple options — Metrica is a perfect solution thanks to its multiple lighting options with shade, reading light and lamp. With its modern, restrained design, this is a highly versatile collection.

Un classique aux nombreuses options — Metrica est une solution parfaite grâce à ses multiples possibilités d'abat-jour, de liseuse et de flexo. Arborant un design actuel et sobre, c'est une collection très polyvalente.



*Table lamps → 386,
Floor lamps → 432*

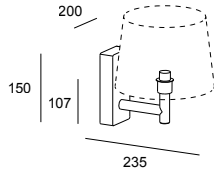
*Lampes de table → 386,
Lampadaires → 432*



Metrica Shade

E27 | Max. 15 W

BODY MAT ST,AL
DIF MAT TEX
CLASE I
⏻ SWITCH



Structure

Code

05 ●
81 ●

05-8399-05-82
05-8399-81-82

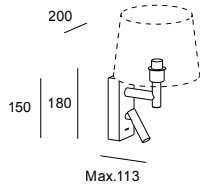
- 05 Black / Noir
- 81 Satin nickel / Nickel satiné

Metrica Shade Reader

LED+E27 | 2700 K | CRI 90 | 137 Real Lm

BODY MAT ST,AL
DIF MAT TEX
CLASE I

↷ 90°
↻ 180°
⏻ DOUBLE SWITCH



W Total

Structure

Code

ON-OFF LED
100-277V E27

2.1
15

05 ●
81 ●

05-8400-05-82
05-8400-81-82

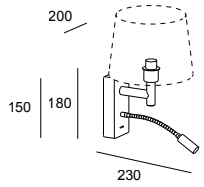
- 05 Black / Noir
- 81 Satin nickel / Nickel satiné

Metrica Extended

LED+E27 | 2700 K | CRI 90 | 137 Real Lm

BODY MAT ST,AL
DIF MAT TEX
CLASE I

↻ 180°
↷ 90°
⏻ DOUBLE SWITCH



W Total

Structure

Code

ON-OFF LED
100-277V E27

2.1
15

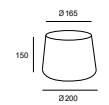
05 ●
81 ●

05-8401-05-82
05-8401-81-82

- 05 Black / Noir
- 81 Satin nickel / Nickel satiné

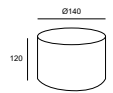


Not included but required
Communs non inclus et nécessaires



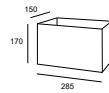
- 14
- 05
- BY

PAN-157-14
PAN-157-05
PAN-157-BY



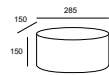
- 14
- BY

PAN-175-14
PAN-175-BY



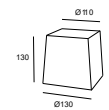
- 14
- BY

PAN-176-14
PAN-176-BY



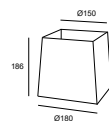
- 14
- BY

PAN-177-14
PAN-177-BY



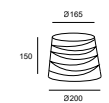
- 14
- BY

PAN-178-14
PAN-178-BY




- 14
- BY

PAN-179-14
PAN-179-BY



- 14
- 05

PAN-219-14
PAN-219-05



Fino 540mm

LED | 2700 K | CRI 80 | 13.2 W Total | 452 Real Lm

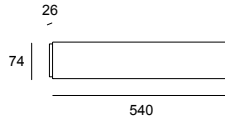
BODY MAT AL
DIF MAT PMMA



Structure

Code

- 14 White / Blanc
- 60* Black / Noir
- DL* Gold / Or



ON-OFF
100-240V

- 14
- 60
- DL

- 05-7573-14-14**
- 05-7573-60-60**
- 05-7573-DL-DL**

1-10V
220-240V

- 14
- 60
- DL

- 05-7574-14-14**
- 05-7574-60-60**
- 05-7574-DL-DL**

Fino 1040mm

LED | 2700 K | CRI 80 | 24.6 W Total | 905 Real Lm

BODY MAT AL
DIF MAT PMMA

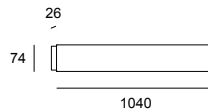


Structure

Code

CLASE I

- 14 White / Blanc
- 60* Black / Noir
- DL* Gold / Or



ON-OFF
220-240V

- 14
- 60
- DL

- 05-7575-14-14**
- 05-7575-60-60**
- 05-7575-DL-DL**

1-10V
220-240V

- 14
- 60
- DL

- 05-7576-14-14**
- 05-7576-60-60**
- 05-7576-DL-DL**


*Please contact our sales team for conditions and delivery times.

*Consultez notre équipe commerciale pour connaître les conditions et les délais de livraison.



Perfect architectural integration — Elegance, high technical performance and sophistication come together in a design structured on straight lines and perfect angles.

Parfaite intégration architecturale — Élégance, technicité et sophistication alliées à un design fondé sur des lignes droites et des angles parfaits.






*Double light source.
Double émission lumineuse.*

Kub

Modular light with multiple effects — Kub includes an accessory that allows the light to be adjusted, creating a fun game of effects in the two directions of its light source, upper and lower.

Lumière modulaire à effets multiples — Kub intègre un accessoire qui permet de moduler la lumière, créant un jeu d'effets amusant dans les deux directions de son émission lumineuse, vers le haut et vers le bas.

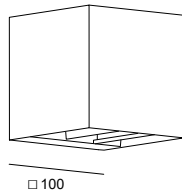


Kub

LED | 3000 K | CRI 80 | 5.7 W Total | 271 Real Lm

BODY MAT AL
CLASE II

- 14 White / Blanc
- 60* Black / Noir
- 34 Grey / Gris
- DL* Gold / Or



ON-OFF
100-240V

Structure

- 14
- 34
- 60*
- DL*

Code

05-3220-14-14
05-3220-34-34
05-3220-60-60
05-3220-DL-DL



*Please contact our sales team for conditions and delivery times.

*Consultez notre équipe commerciale pour connaître les conditions et les délais de livraison.

Duna

Warm and timeless — Duna adapts to the space discreetly and stylishly, and is designed to be the ideal choice for offering functional, two-directional lighting in any setting.

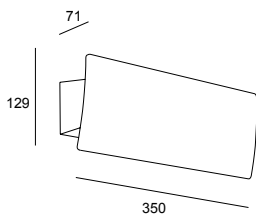
Chaleureux et intemporel — Duna s'intègre discrètement et élégamment dans l'espace et constitue un choix idéal pour assurer un éclairage bidirectionnel fonctionnel dans n'importe quel décor.



Duna

BODY MAT AL
DIF MAT PMMA
CLASE II

- 14 White / Blanc
- 60* Black / Noir
- DL* Gold / Or
- M1 Opal white / Blanc opale



LED | 3000 K | CRI 80 | 34 W Total | 2339 Real Lm

	Structure	Difussor	Code
ON-OFF 100-240V	14 ○	M1 ○	05-5964-14-M1
	60 ●*	M1 ○	05-5964-60-M1
	DL ●*	M1 ○	05-5964-DL-M1
PHASE CUT 220-240V	14 ○	M1 ○	05-5965-14-M1
	60 ●*	M1 ○	05-5965-60-M1
	DL ●*	M1 ○	05-5965-DL-M1
Light For Life 100-240V ⚡	14 ○	M1 ○	05-A000-14-M1
	60 ●*	M1 ○	05-A000-60-M1
	DL ●*	M1 ○	05-A000-DL-M1
CASAMBI 220-240V ⚡	14 ○	M1 ○	05-A001-14-M1
	60 ●*	M1 ○	05-A001-60-M1
	DL ●*	M1 ○	05-A001-DL-M1

*Please contact our sales team for conditions and delivery times.

*Consultez notre équipe commerciale pour connaître les conditions et les délais de livraison.

Maai

Artec Studio, 2017

Maai

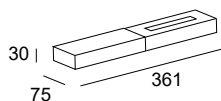
BODY MAT AL

DIF MAT ACR

CLASE II

350°

○ 14 White / Blanc



LED | CRI 80



K



W Total

Real Lm

Finishing

Code

ON-OFF 100-240V	3000	13.2	1042	14 ○	05-6399-14-OU
DALI 100-240V	3000	13.2	1042	14 ○	05-6399-14-DU
ON-OFF 100-277V	3000	28	1908	14 ○	05-6408-14-OU
DALI 220-240V	3000	28	1908	14 ○	05-6408-14-DS
ON-OFF 100-240V	4000	13.2	1097	14 ○	05-6405-14-OU
DALI 100-240V	4000	13.2	1097	14 ○	05-6405-14-DU
ON-OFF 100-277V	4000	28	2010	14 ○	05-6411-14-OU
DALI 220-240V	4000	28	2010	14 ○	05-6411-14-DS



Room

Josep Patsí, 2019



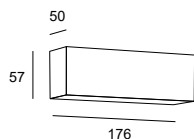
Room is a wall light with two-directional lighting that's specially recommended for areas of transit, such as corridors in hotels.
Room est une applique murale à éclairage bidirectionnel qui convient particulièrement aux zones de transit tels que les couloirs d'hôtels.

Room

LED | 3000 K | CRI 80 | 9.6 W Total | 583 Real Lm

BODY MAT AL
DIF MAT PMMA
CLASE II

- 14 White / Blanc
- 60* Black / Noir
- 81 Satin nickel / Nickel satiné
- DL* Gold / Or



ON-OFF
100-240V

Structure

- 14 ○
- 81 ○
- 60 ●*
- DL ●*

Code

05-7370-14-14
05-7370-81-81
05-7370-60-60
05-7370-DL-DL

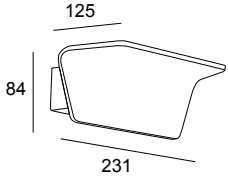
*Please contact our sales team for conditions and delivery times.

*Consultez notre équipe commerciale pour connaître les conditions et les délais de livraison.

Neu

Neu

05-A006-14-14 (ON-OFF)
05-6069-14-14 (PHASE CUT)



BODY MAT AL

LED
3000 K
CRI 93
29 W total
2342 Real Lm
Drivers ON-OFF (220-240V) /
PHASE CUT (220-240V)

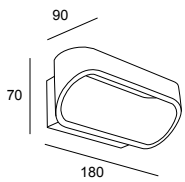
Structure
 14 White / Blanc



Oval

Oval 180 mm

05-0070-14-14



BODY MAT ST, AL
CLASE I

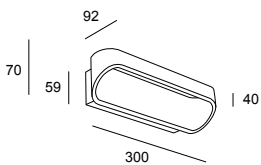
LED
3000 K
CRI 90
6.1 W total
340 Real Lm
Driver ON-OFF (100-240V)

Structure
 14 White / Blanc



Oval 300 mm

05-2019-14-14



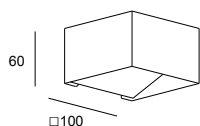
BODY MAT ST, AL
CLASE I

LED
3000 K
CRI 90
11.2 W total
877 Real Lm
Driver ON-OFF (220-240V)

Structure
 14 White / Blanc

Jet

Jet Rectangular 05-0071-14-14



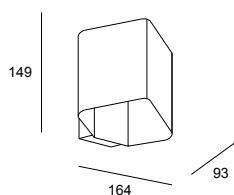
BODY MAT AL
CLASSE I

LED
3000 K
CRI 90
6.5 W total
337 Real Lm
Driver ON-OFF (100-240V)

Structure
 14 White / Blanc




Jet Square 05-3980-14-14



BODY MAT AL
CLASSE I

LED
3000 K
CRI 90
9.7 W total
457 Real Lm
Driver ON-OFF (100-240V)

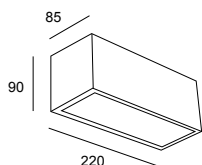
Structure
 14 White / Blanc



*Accessory included to create a specific light effect.
Accessoire fourni pour obtenir un effet lumineux
particulier.*

Lia

Lia 05-4401-14-B8



IP 44
BODY MAT AL
DIF MAT GLA
CLASSE II

E27
Max. 15 W

Structure
 14 White / Blanc
Difussor
 B8 Satin glass / Verre satiné



Lia Led

Lia LED 250mm

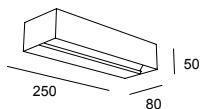
LED | 3000 K | CRI 80 | 8.8 W Total | 544 Real Lm

BODY MAT ST

DIF MAT PC

CLASE II

- 14 White / Blanc
- 81 Satin nickel / Nickel satiné



ON-OFF
100-240V

Structure

- 14
- 81

Code

05-2703-14-14
05-2703-81-81

Lia LED 400mm

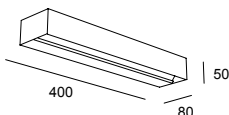
LED | 3000 K | CRI 80 | 16.7 W Total | 1019 Real Lm

BODY MAT ST

DIF MAT PC

CLASE II

- 14 White / Blanc
- 81 Satin nickel / Nickel satiné



ON-OFF
100-240V

Structure

- 14
- 81

Code

05-2704-14-14
05-2704-81-81

Lia LED 600mm

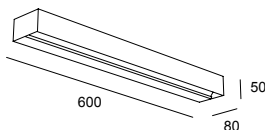
LED | 3000 K | CRI 80 | 26.2 W Total | 1798 Real Lm

BODY MAT ST

DIF MAT PC

CLASE II

- 14 White / Blanc
- 81 Satin nickel / Nickel satiné



ON-OFF
100-240V

Structure

- 14
- 81

Code

05-2705-14-14
05-2705-81-81

*Essential wall light available in two sizes with a double light source.
Applique essentielle en deux tailles à double émission.*



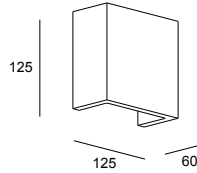
Ges

Ges Rectangular 125mm

LED | 3000 K | CRI 80 | 5.2 W Total | 93 Real Lm

BODY MAT PLSTER
CLASE I

14 White / Blanc



ON-OFF
100-240V

Structure

14

Code

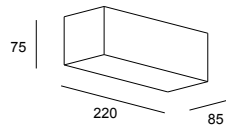
05-1798-14-14

Ges Rectangular 220mm

E14 | Max. 9 W

BODY MAT PLSTER
CLASE I

14 White / Blanc



Structure

14

Code

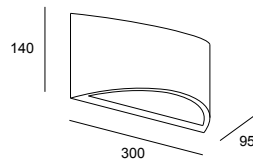
05-1793-14-14

Ges Oval

E14 | Max. 9 W

BODY MAT PLSTER
CLASE I

14 White / Blanc



Structure

14

Code

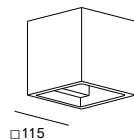
05-1796-14-14

Ges Square

G9 | Max. 6 W

BODY MAT PLSTER
CLASE I

14 White / Blanc




Structure

14

Code

05-1794-14-14



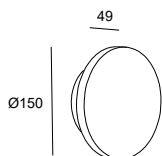
Ges Circular

Ges Round ø150mm

LED | 3000 K | CRI 80 | 4 W Total | 386 Real Lm

BODY MAT ST,PLSTER
DIF MAT ACR
CLASE I

○ 14 White / Blanc



ON-OFF
100-277V

Structure

14 ○

Code

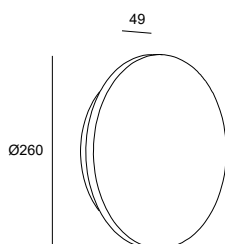
05-7641-14-14

Ges Round ø260mm

LED | 3000 K | CRI 80 | 9.1 W Total | 665 Real Lm

BODY MAT ST,PLSTER
DIF MAT ACR
CLASE I

○ 14 White / Blanc



ON-OFF
100-240V

Structure

14 ○

Code

05-7642-14-14

The perfection of the circle — Ges represents the perfection of the circle in its simplest form. The circular light halo gives it an ethereal and warm effect at the same time.

La perfection du cercle — Ges représente la perfection du cercle réduite à sa plus simple expression. Le faisceau lumineux circulaire lui confère un effet à la fois aérien et chaleureux.




Table lamps


Lampes de table

	348	Levels
	354	Ilargi
	356	H
	358	Tubs
	<i>N</i> → 362	Perlina
	365	Woody
Table lamps with flexion / Lampes à poser avec liseuse	<i>N</i> → 366	Maca
	370	Invisible
	372	E-lamp
	373	Gamma
	374	Organic
	375	Funk
	376	Elva
	● 376	Queen
	● 377	Simply
	● 378	Nude
Table lamps with shade / Lampes à poser avec abat-jour	382	Premium
	383	Hall
	● 384	Clip
	● 386	Metrica
Portable table lamps / Lampes à poser portables	388	Cocktail
	394	Portobello

Natural coexistence with the surroundings — Each space requires a specific language, defined by the personality of the setting. The various shapes and opacities of the Levels table lamp shades aim at a natural coexistence with its surroundings, blending into the space both with its finish and the lighting effect created by the transparency of its hand-blown glass.

Coexistence naturelle dans le décor — Chaque espace exige un langage concret, marqué par la personnalité du décor. Les différentes formes et opacités de les abat-jours de la lampe à poser Levels recherchent son intégration naturelle dans le décor, tant au niveau de la finition qu'au niveau de l'effet lumineux grâce à la transparence de son verre soufflé à main levée.








*The hand-blown glass may have imperfections due to the handcrafted process used to make it.
Le verre soufflé à main levée peut présenter quelques imperfections dues au processus artisanal.*





*Glass with 30% transparency in the small diffuser, 50% in the medium and 70% in the large.
Verres à 30 % de transparence pour le petit diffuseur, 50 % pour le moyen et 70 % pour le grand.*

*Possibility to change the colour temperature. (2700K, 3000K or 4000K)
Possibilité de modifier la température de couleur. (2700K, 3000K ou 4000K)*



2700K



3000K



4000K

Levels 1 Body Ø220mm

LED | CCT 2700-3000-4000 K | CRI 90 | 14.7 W Total | 971 Real Lm (3000K)

BODY MAT ST

DIF MAT GLA

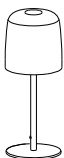
CLASE II

☰ CABLE SWITCH

- 05 Black / Noir
- 08 Green / Vert
- 12 Fumé / Fumé
- 15 Amber / Ambré

450

Ø220



3 STEPS DIMMING
100-240V

Structure Difussor

- | | | | |
|----|---|----|---|
| 05 | ● | 08 | ● |
| 05 | ● | 12 | ● |
| 05 | ● | 15 | ● |

Code

10-A002-05-08
10-A002-05-12
10-A002-05-15

Levels 1 Body Ø320mm

LED | CCT 2700-3000-4000 K | CRI 90 | 14.7 W Total | 971 Real Lm (3000K)

BODY MAT ST

DIF MAT GLA


CLASE II

☰ CABLE SWITCH

- 05 Black / Noir
- 08 Green / Vert
- 12 Fumé / Fumé
- 15 Amber / Ambré

450

Ø320



3 STEPS DIMMING
100-240V

Structure Difussor

- | | | | |
|----|---|----|---|
| 05 | ● | 08 | ● |
| 05 | ● | 12 | ● |
| 05 | ● | 15 | ● |

Code

10-A003-05-08
10-A003-05-12
10-A003-05-15

Levels 1 Body Ø420mm

LED | CCT 2700-3000-4000 K | CRI 90 | 14.7 W Total | 971 Real Lm (3000K)

BODY MAT ST

DIF MAT GLA

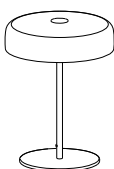
CLASE II

☰ CABLE SWITCH

- 05 Black / Noir
- 08 Green / Vert
- 12 Fumé / Fumé
- 15 Amber / Ambré

450

Ø420



3 STEPS DIMMING
100-240V

Structure Difussor

- | | | | |
|----|---|----|---|
| 05 | ● | 08 | ● |
| 05 | ● | 12 | ● |
| 05 | ● | 15 | ● |

Code

10-A004-05-08
10-A004-05-12
10-A004-05-15

Levels Table Lamps 2 Bodies

LED | CCT 2700-3000-4000 K | CRI 90 | 14.7 W Total | 971 Real Lm (3000K)

BODY MAT ST

DIF MAT GLA

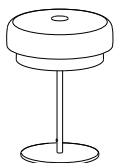
CLASE II

☰ CABLE SWITCH

- 05 Black / Noir
- 08 Green / Vert
- 12 Fumé / Fumé
- 15 Amber / Ambré

450

Ø420



3 STEPS DIMMING
100-240V

Structure Difussor

- | | | | |
|----|---|----|---|
| 05 | ● | 08 | ● |
| 05 | ● | 12 | ● |
| 05 | ● | 15 | ● |

Code

10-A005-05-08
10-A005-05-12
10-A005-05-15

The finishes and tones shown may not be completely accurate due to slight variations in production, photographic lighting factors and printing.

Les finitions et les teintes affichées peuvent ne pas être tout à fait exactes en raison de légères variations au niveau de la production, ainsi que de facteurs liés à l'éclairage photographique et à l'impression.



With Touch Dimming.
Avec Touch Dimming.

Ilargi Ø230

LED | 2700 K | CRI 90 | 10.5 W Total | 641 Real Lm

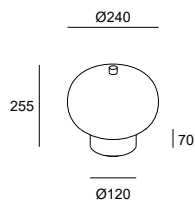
BODY MAT WOOD

DIF MAT GLA

CLASE II

ⓘ SWITCH

- 92 Dark ash / Frêne foncé
- 93 Light ash / Frêne clair
- F9 Sandblasted / Sablé



TOUCH DIMMING
100-240V

Structure Difussor

- | | | | |
|----|---|----|---|
| 92 | ● | F9 | ○ |
| 93 | ● | F9 | ○ |

Code

10-6010-92-F9
10-6010-93-F9

Ilargi Ø320

LED | 2700 K | CRI 90 | 16.4 W Total | 1054 Real Lm

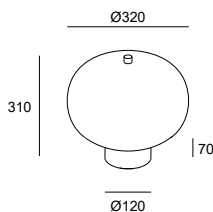
BODY MAT WOOD

DIF MAT GLA

CLASE II

ⓘ SWITCH

- 92 Dark ash / Frêne foncé
- 93 Light ash / Frêne clair
- F9 Sandblasted / Sablé



TOUCH DIMMING
100-240V

Structure Difussor

- | | | | |
|----|---|----|---|
| 92 | ● | F9 | ○ |
| 93 | ● | F9 | ○ |

Code

10-6011-92-F9
10-6011-93-F9





*Base made from solid wood with an ash or black finish and an opal glass diffuser.
Socle en bois massif avec finition frêne ou noire et diffuseur en verre opalin.*

The warmth of a timeless design — Created by Basque designers Iratzoki and Lizaso, Ilargi is a perfect combination of warmth and timeless, functional design. Its traditionally blown glass is highly stylish, combining with solid hardwood. Its soft, pleasant light makes it perfect for residential use or public spaces, helping it to devise comfortable, natural settings.

L'aspect chaleureux d'un design intemporel — Ilargi, créé par les designers basques Iratzoki et Lizaso, est une combinaison parfaite de chaleur et de design fonctionnel intemporel. Son verre soufflé de manière artisanale a une présence très élégante, qui est associée à du bois noble massif. Sa lumière est douce et agréable, parfaite pour un usage résidentiel ou pour des espaces publics, créant des ambiances confortables et naturelles.

H

Benedito Design, 2021

Innate elegance — The H lighting range emerges as a contemporary reinterpretation of the classic tabletop tapered shade lamp. The collection's versatility allows it to delicately light up different spaces through pieces that offer great representative value.

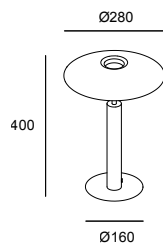
Élégance innée — La collection de luminaires H est née comme une réinterprétation contemporaine de la lampe à poser classique à abat-jour conique. La polyvalence de cette collection permet d'éclairer délicatement différents espaces, à l'aide de pièces qui apportent une grande valeur représentative.



H

BODY MAT ST
DIF MAT ACR
CLASE I
CABLE SWITCH

● 05 Black / Noir
● DN Matte gold / Or mat



LED | 2700 K | CRI 90 | 16.3 W Total | 570 Real Lm



ON-OFF
220-240V

Structure

05 ●
DN ●

Code

10-7742-05-05
10-7742-DN-DN





Presence and dynamism — Tubs is a table lamp with a linear light source that has a large range of motion, offering the piece great dynamism and bringing character to any space it inhabits. Sophisticated and elegant, with a black marble base, it can be adjusted by touch dimming, adapting to changing lighting needs.

Présence et dynamisme — Tubs est une lampe à poser avec une source de lumière de forme linéaire qui a une grande capacité de mouvements, ce qui confère un grand dynamisme à la pièce et dote de caractère l'espace qu'elle occupe. Sophistiquée et élégante, avec une base en marbre noir, elle peut se régler par touch dimming, en s'adaptant aux besoins de lumière de chaque moment.







Tubs

LED | CRI 90 | 9.5 W Total

BODY MAT ST,AL,MAR

BODY DIF PC

CLASE I

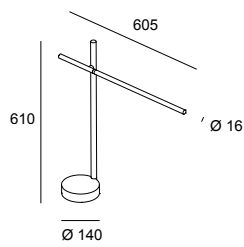
↻ 0-90°

↻ 360°

↻ 360°

⏻ SWITCH

- 05 Black / Noir
- M1 Opal white / Blanc opale



K

Real Lm

Structure

Difussor

Code

TOUCH
DIMMING
220-240V

2700

435

05 ●

M1 ○

10-A026-05-M1

TOUCH
DIMMING
100-240V

3000

504

05 ●


M1 ○

10-8102-05-M1

*Marble base.
Base en marbre.*



*With Touch Dimming.
Avec Touch Dimming.*



Natural gem — This table lamp serves a dual purpose. On one hand, it offers the practicality of a luminaire with a pleasant, diffused light, and on the other, it acts as a delicate and elegant decorative object that effortlessly complements any environment. Additionally, Perlina allows you to create various ambiances, thanks to its dimmable adjustment.

Joyau naturel — Cette lampe à poser remplit une double fonction : d'une part, celle d'un luminaire pratique doté d'une lumière diffuse très agréable et, d'autre part, celle d'un objet décoratif délicat et élégant qui se fond facilement dans n'importe quel décor. En outre, Perlina permet de créer différentes ambiances grâce à sa possibilité de gradation.





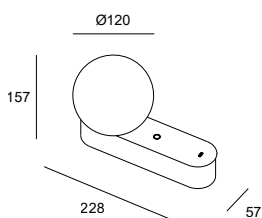


N → Perlina Table

LED | CCT 2700-3000-4000 K | CRI 90 | 8.8 W Total | 355 Real Lm (3000K)

BODY MAT AISI304
 DIF MAT GLA
 CLASE II
 SWITCH
 USB C

● 60 Black / Noir
 ● DN Matte gold / Or mat



TOUCH DIMMING
 220-240VAC

Structure

60 ●
 DN ●

Code

10-A078-60-60
10-A078-DN-DN

Woody

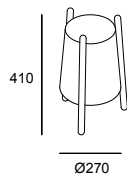
Gemma Bernal, 2017



Woody

BODY MAT WOOD
DIF MAT TEX
CLASE II
CABLE SWITCH

○ 14 White / Blanc



E27 | Max. 15 W

Structure

14 ○

Code

10-8106-14-14

Maca

Francesc Vilaró, 2024

Functionality and comfort — Maca has been created as a comfortable working tool, boasting a sleek and ergonomic design, and in terms of function, delivering asymmetrical light with exceptionally high technical capabilities. It comes equipped with a quality lighting package and the option of 3 dimmable colour temperatures through a single touch button.

Fonctionnalité et confort — Maca a été conçue comme un outil de travail confortable, de par sa forme, sa mécanique et son toucher doux, mais aussi de par sa fonction, puisqu'elle offre un éclairage asymétrique aux performances techniques très élevées, avec un pack lumineux de qualité et la possibilité de sélectionner 3 températures de couleur dimmables au moyen d'un seul bouton touch.



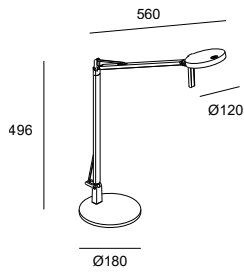




N → Maca

BODY MAT ST
DIF MAT ACR
CLASE II
↻ 90°
↻ 355°
⏻ SWITCH

- DI Textured black / Noir texturé
- DQ Textured white / Blanc texturé



LED | CCT 2700-3000-4000 K | CRI 80 | 9 W Total | 587 Real Lm (3000K)

TOUCH DIMMING
220-240V

Structure

- DI ●
- DQ ○

Code

10-9055-DI-DI
10-9055-DQ-DQ



Invisible

Francesc Vilaró, 2016



*The rotating head means the light can be directed.
La rotation de la tête permet de diriger la lumière.*

Balanced movement — Francesc Vilaró drew inspiration from sculptor Alexander Calder's Mobiles series when creating the collection, aiming to strike a balance between the lines constituting the structure and their counterweight. In this balanced composition, light can be directed to any point, emitting accent lighting in a straightforward manner and offering remarkable freedom of movement.

Mouvement en équilibre — Francesc Vilaró s'est inspiré des mobiles du sculpteur Alexander Calder pour concevoir cette collection, en quête d'un équilibre entre les lignes qui forment la structure et leur contrepoids. Dans cette composition tout en équilibre, la lumière peut être dirigée vers n'importe quel point, projetant un éclairage d'accentuation de manière très honnête, avec une grande liberté de mouvement.

Invisible

LED | CRI 90 | 10.5 W Total

BODY MAT ST,AL

DIF MAT PMMA

CLASE II

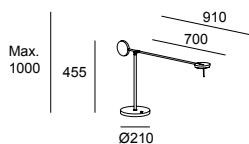
↻ 355°

↔ ±90°

↻ 355°

⏻ SWITCH

● 05 Black / Noir



K

Real Lm

Structure

Code

TOUCH
DIMMING
100-240V

2700
3000

534
550

05 ●
05 ●

10-7385-05-05
10-5693-05-05



Pendants → 186, Wall fixtures → 280, 306,
Floor lamps → 420

Suspensions → 186, Appliques → 280, 306,
Lampadaires → 420



Winner of the German Design Award in 2016.
Lauréat du German Design Award en 2016.



E-lamp

Francesc Vilaró, 2020



USB port for charging electronic devices.
Port de charge USB d'appareils électroniques.

Rational design — This multifunctional family of luminaires seeks harmony and integration within the space. Focused on the mobile phone, every version has a USB port.

Design rationnel — Cette famille multifonctionnelle de luminaires recherche l'harmonie et l'intégration dans l'espace. Axé sur la téléphonie mobile, ce modèle est doté d'une connexion USB dans toutes ses variantes.

E-lamp

BODY MAT AL

↻ 350°

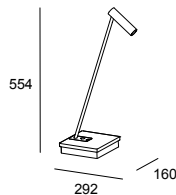
↷ 90°

⏻ SWITCH

USB

○ 14 White / Blanc

● 05 Black / Noir



LED | 2700 K | CRI 80 | 3.7 W Total | 275 Real Lm



ON-OFF

100-240V

Structure

05 ●

14 ○

Code

10-7606-05-05

10-7606-14-14



Gamma

Josep Patsí, 2020

Minimalist modern design — Featuring a modern, minimalist design, Gamma is a desk lamp solution with technical and decorative qualities that make it a great choice for any setting.

Design minimaliste contemporain — Avec un design contemporain et minimaliste, Gamma est une solution de lumière pour bureau avec des qualités techniques et décoratives qui en font toujours une bonne option.



Power button on the base.
Bouton d'allumage sur le socle.



Gamma Mini

BODY MAT AL

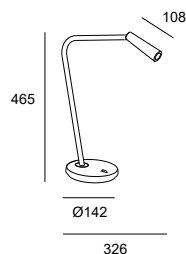
CLASE I

180°

90°

SWITCH

- 14 White / Blanc
- 05 Black / Noir
- 81 Satin nickel / Nickel satiné
- DN Matte gold / Or mat



LED | 2700 K | CRI 90 | 4.3 W Total | 293 Real Lm



ON-OFF
100-240V

Structure

- 05 ●
- 14 ○
- 81 ●
- DN ●

Code

10-6420-05-05
10-6420-14-14
10-6420-81-81
10-6420-DN-DN



Wall fixtures → 316, 317, 318, 319, 320
Floor lamps → 422

Appliques → 316, 317, 318, 319, 320
Lampadaires → 422

Table lamps — Lampes de table 373

Organic

Àlex & Manel Llusçà, 2019

Organic inspiration — Inspired by the organic forms of flowers and leaves, this luminaire with smooth, harmonious lines naturally integrates with any space. A slightly curved lampshade with a golden interior, which is subtly noticeable, grants the piece a delicate touch.

Inspiration organique — Inspiré des formes organiques des fleurs et des feuilles, ce luminaire au profil doux et harmonieux se fond tout naturellement dans le décor. Légèrement incurvé et doté d'un intérieur doré que l'on aperçoit de façon subtile, l'abat-jour apporte une touche de délicatesse à l'ensemble.



Organic

BODY MAT ST

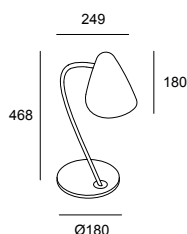
CLASE II

355°

90°

CABLE SWITCH

05 Black / Noir



E27 | Max. 15 W

Structure

05 ●

Code

10-7582-05-05



Wall fixtures → 300,
Floor lamps → 423

Appliques → 300,
Lampadaires → 423

Funk

Alex & Manel Llusçà, 2015

Own personality — With its own personality, Funk's organic design is beautifully complemented by a braided textile detail on the pole.

Empreint de personnalité — Doté d'une personnalité propre, Funk arbore un design organique complété par un détail en textile tressé qui recouvre la tige.



Funk

BODY MAT ST

CLASE II

↺ ±90°

↻ 355°

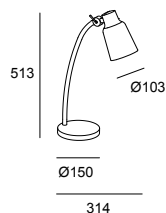
⏻ SWITCH

Structure

● CI Brown / Marron

Interior Screen

● 23 Gold / Or



E27 | Max. 15 W

Structure

CI ●

Interior Screen

23 ●

Code

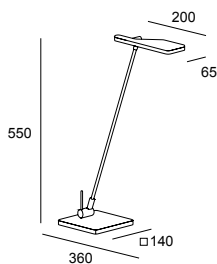
10-4755-CI-23

Elva

Elva

10-1523-05-05

10-1523-21-21



BODY MAT ST,AL

CLASE II

⏻ SWITCH

LED

3000 K

CRI 90

6.1 W total

301 Real Lm

Driver ON-OFF (100-240V)

Structure

● 05 Black / Noir

● 21 Chrome / Chrome

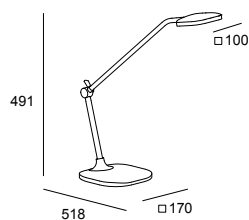


Queen

Manel Lluscà&Carlos Santolaria, 2014

Queen

10-3273-21-05



BODY MAT AL

CLASE II

↕ ±180°

↻ 355°

⏻ SWITCH

LED

3000 K

CRI 80

8.3 W total

284 Real Lm

Driver ON-OFF (100-240V)

Body

● 21 Chrome / Chrome

Structure

● 05 Black / Noir



Simply

Josep Patsí, 2020

Minimalist modern design —
Featuring a modern, minimalist design, Simply is a desk lamp solution with technical and decorative qualities that make it a great choice for any setting.

Design minimaliste contemporain —
Avec un design contemporain et minimaliste, Simply est une solution de lumière pour bureau avec des qualités techniques et décoratives qui en font toujours une bonne option.



Simply

BODY MAT ST,AL

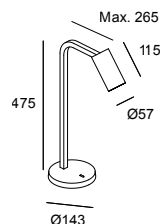
CLASE I

⤵ 355°

↷ 90°

⏻ SWITCH

- 14 White / Blanc
● 05 Black / Noir



GU10 | Max. 8 W

Structure

- 05 ●
14 ○

Code

10-7982-05-05
10-7982-14-14

Included
Inclus

Honeycomb panel
Panneau en nid d'abeille

Ceiling fixtures → 250
Wall fixtures → 322

Plafonniers → 250
Appliques → 322

Table lamps — Lampes de table 377

Nude

Nahtrang Studio, 2022

Modern design — Nude's modern design showcases the simplicity of its shapes and the beauty of the bulb, which takes centre stage in this extensive collection. The table lamp version includes different installation possibilities to further enrich the family.

*Wall fixtures → 303,
Floor lamps → 424*

Design contemporain — Le design contemporain de Nude est basé sur la simplicité des formes et sur la mise en valeur de la beauté de l'ampoule, qui occupe une place centrale dans cette vaste collection. La version à poser inclut différentes possibilités d'installation, étoffant encore plus la famille.

*Appliques → 303,
Lampadaires → 424*





Nude Curved

E27 120mm or 95mm Opal or Vintage finishing | Max. 15 W

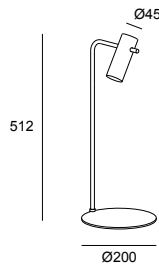
BODY MAT AL

CLASE II

↻ 360°

⏻ CABLE SWITCH

- 05 Black / Noir
- DN Matte gold / Or mat
- EM Stone grey / Gris pierre



Structure

- 05
- 05
- 05

Head

- 05
- DN
- EM

Code

10-8518-05-05
10-8518-05-DN
10-8518-05-EM

Nude Tiny

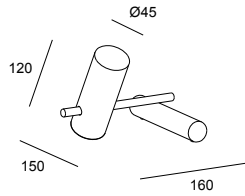
E27 120mm or 95mm Opal or Vintage finishing | Max. 15 W

BODY MAT AL

CLASE II

⏻ CABLE SWITCH

- 05 Black / Noir
- DN Matte gold / Or mat
- EM Stone grey / Gris pierre



Structure

- 05
- 05
- 05

Head

- 05
- DN
- EM

Code

10-8516-05-05
10-8516-05-DN
10-8516-05-EM

Nude Clip

E27 120mm or 95mm Opal or Vintage finishing | Max. 15 W

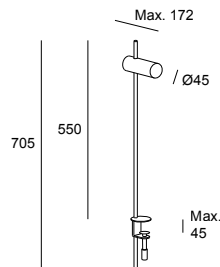
BODY MAT AL

CLASE II

↻ 360°

⏻ CABLE SWITCH

- 05 Black / Noir
- DN Matte gold / Or mat
- EM Stone grey / Gris pierre



Structure

- 05
- 05
- 05

Head

- 05
- DN
- EM



Code

10-8519-05-05
10-8519-05-DN
10-8519-05-EM



Premium

Jordi Llopis, 2015



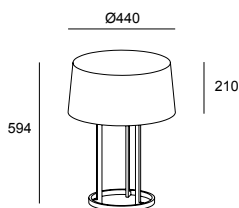
Warmth — This table lamp has a classic but contemporary design, a stand with a copper or gold finish and a black screen. Switched on or off, its appearance makes it an ideal type of light for bedrooms and communal areas in hotels.

Chaleur — Lampe à poser au design classique et contemporain associant un pied aux finitions cuivre ou or et un abat-jour noir. Éteint comme allumé, ce modèle à forte présence est idéal pour les chambres et les espaces publics des hôtels.

Premium

BODY MAT ST
DIF MAT PMMA,TEX
CLASE II
☰ CABLE SWITCH

- 01 Gold / Or
- 06 Copper / Cuivre
- H13W Black / Noir



E27 | 3 × Max. 15 W

Structure


- 01
- 06

Difussor

- H13W
- H13W

Code

- 10-5076-01-H13W**
- 10-5076-06-H13W**



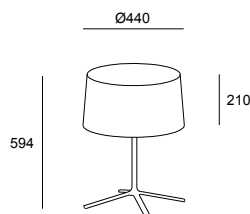
Simplicity — The main attraction of this collection is the identity conveyed by its contemporary lines without losing the simplicity and neutrality that allows it to coexist in spaces with different styles.

Simplicit  — Le principal atout de cette collection est l'identit  que transmet sa ligne contemporaine sans perdre la simplicit  et la neutralit  qui lui permettent de s'int grer dans des espaces de styles diff rents.

Hall

BODY MAT ST
DIF MAT PMMA,TEX
CLASE II
CABLE SWITCH

- 05 Black / Noir
- BW White / Blanc
- H13W Black / Noir
- T007 White / Blanc



E27 | 3 × Max. 15 W

Structure

- 05
- BW

Difussor

- H13W
- T007

Code

10-1940-05-H13W
10-1940-BW-T007

Clip

Nahtrang Studio, 2022

Clip

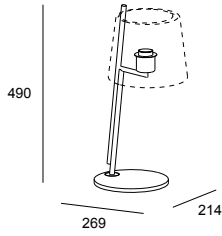
E27 | Max. 15 W

BODY MAT ST

CLASE II

☰ CABLE SWITCH

● 05 Black / Noir



Structure

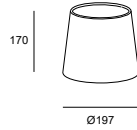
05 ●

Code

10-8540-05-82

Not included but required

Communs non inclus et nécessaires



14 ○

05 ●

PAN-232-14

PAN-232-05



*Choice of white or black lampshade.
Option d'abat-jour blanc et noir.*



A collection of wall light, table lamp and floor lamp with a classic design that stands out with a modern spin provided by the tilted shape of its structure.

Collection d'appliques, de lampes à poser et de lampadaires qui, à partir d'un design classique, se distingue par un plus contemporain marqué par la forme inclinée de sa structure.

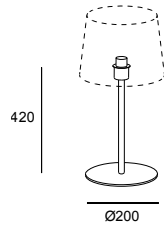
Metrica Round

BODY MAT ST

CLASE II

SWITCH

- 05 Black / Noir
- 81 Satin nickel / Nickel satiné



E27 | Max. 15 W

Structure

- 05
- 81

Code

- 10-4759-05-82**
- 10-4759-81-82**

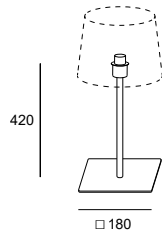
Metrica Square

BODY MAT ST

CLASE II

SWITCH

- 05 Black / Noir
- 81 Satin nickel / Nickel satiné



E27 | Max. 15 W

Structure

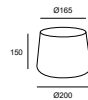
- 05
- 81

Code

- 10-8350-05-82**
- 10-8350-81-82**

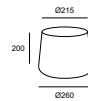
Not included but required

Communs non inclus et nécessaires



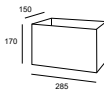
- 14 ○
- 05 ●
- BY ●

- PAN-157-14**
- PAN-157-05**
- PAN-157-BY**



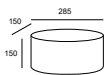
- 14 ○
- BY ●
- TO08 ●

- PAN-161-14**
- PAN-161-BY**
- PAN-161-TO08**



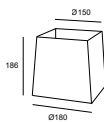
- 14 ○
- BY ●

- PAN-176-14**
- PAN-176-BY**



- 14 ○
- BY ●

- PAN-177-14**
- PAN-177-BY**



- 14 ○
- BY ●

- PAN-179-14**
- PAN-179-BY**



- 14 ○
- 05 ●

- PAN-219-14**
- PAN-219-05**





*Choice of round or square base and black or nickel finishes.
Option de socle rond ou carré et de finitions noir ou nickel.*

*Power button on the top of the pole.
Bouton d'allumage sur la partie supérieure de la tige.*

Cocktail

Francesc Vilaró, 2018

Iconic and suggestive — Cocktail is an iconic piece that has been awarded the iF Design Award. Francesc Vilaró drew on balance, industrialisation, innovation and aesthetics to create a portable lamp that creates atmospheres that adapt to every need, thanks to its directable head and dimmer with four levels of brightness.

Emblématique et évocatrice — Cocktail est une pièce emblématique récompensée par l'iF Design Awards. Francesc Vilaró se base sur l'équilibre, l'industrialisation, l'innovation et l'esthétique pour créer une lampe portable qui génère des ambiances adaptables à tous les besoins, grâce à sa tête orientable et à son réglage de dimming à quatre niveaux d'intensité lumineuse.





Winner of the iF Design Award 2021.
Gagnant des iF Design Award 2021.





*High quality battery, duration up to 10h with 100% light.
Batterie de haute qualité, durée jusqu'à 10h avec 100% de lumière.*



Openhouse
Openhouse
Openhouse





Touch Dimming on the base with 4 levels of regulation (100% - 75% - 50% - 25%).
 Touch Dimming sur la base avec 4 niveaux de régulation (100% - 75% - 50% - 25%).

Cocktail

LED | 2700 K | CRI 90 | 3.5 W Total | 154 Real Lm

BODY MAT AL

DIF MAT PC

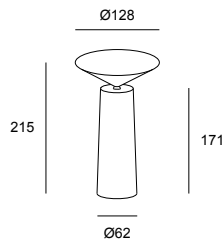
CLASE II

↻ 350°

↻ 60°

USB C

⏻ SWITCH



TOUCH DIMMING
100-240V

Structure

- 05 ●
- 14 ○
- EX ●

Code

10-8327-05-05

10-8327-14-14

10-8327-EX-EX

- 14 White / Blanc
- 05 Black / Noir
- EX Olive grey / Gris olive

Included

Inclus

Charger

Chargeur

Not included

Non inclus

Multiple charger

Chargeur multiple

71-8332-05-00

05



14



EX



Portobello

Benedito Design, 2023

The sophistication of colour — Inspired by 60s and 70s pop art, Portobello brings a splash of colour and sophistication to very diverse settings, which have in common only one thing: a distinct lack of rules. Lightweight and resistant, its rounded shapes make it an eye-catching piece for laid-back and unrestricted settings. Available in standard white and black finishes, colour customisation allows for total integration into any space.

La sophistication de la couleur — Inspiré par le mouvement pop art des années 60 et 70, Portobello apporte une touche de couleur et de sophistication à un vaste éventail de décors, dont le seul point commun est l'absence de règles. Léger et résistant, ses formes arrondies en font un modèle emblématique, convivial et chaleureux. Proposée dans des finitions standard noir et blanc, la personnalisation du coloris permet une intégration totale dans n'importe quel espace.










Customisable finish on request.

Finition personnalisée sur demande.







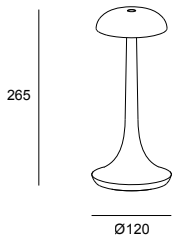
Touch dimmer button with three intensities.
Bouton de gradation tactile à trois intensités.



Charging via USB-C.
Charge via USB-C.

Portobello

- IP 44
- BODY MAT ABS
- DIF MAT PMMA
- CLASE III
- USB C
- ⏻ SWITCH
- 14 White / Blanc
- 05 Black / Noir



LED | 2700 K | CRI 90 | 2.1 W Total | 137 Real Lm



TOUCH DIMMING
5VDC 1000mA

Structure

- 05 ●
- 14 ○

Code

10-A001-05-05
10-A001-14-14

Included
Inclus

Charging cable
Câble du chargeur

Not included
Non inclus

Multiple charger
Chargeur multiple

71-8332-05-00



Floor lamps

Lampadaires

	402	Levels
<i>N</i> →	406	Perlina
	408	Noway
	413	Funk
	413	Woody
	414	H
	416	Tubs
	418	Circ
	420	Invisible
●	422	Gamma
	423	Organic
	424	Nude
	428	Premium
	429	Hall
●	430	Clip
●	432	Metrica

Floor lamps with shade / Lampadaires avec abat-jour

Elegant look — With an elegant look and striking presence, the floor lamp in the Levels collection can be composed with a single or double option, playing with the senses thanks to the shades of the glass and the various colour temperatures, which can be selected by means of the switch built into the LED head.

Port élégant — Affichant un port élégant et une présence marquée, le lampadaire de la collection Levels peut se décliner en option simple ou double, dans un jeu de sensations grâce aux tonalités du verre et aux différentes températures de couleur, à choisir au moyen de l'interrupteur intégré dans la tête LED.





*The hand-blown glass may have imperfections due to the handcrafted process used to make it.
Le verre soufflé à main levée peut présenter quelques imperfections dues au processus artisanal.*

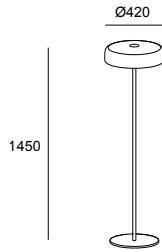


Levels 1 Body Ø420mm

LED | CCT 2700-3000-4000 K | CRI 90 | 17 W Total | 681 Real Lm (3000K)

BODY MAT ST
DIF MAT GLA
CLASE II
CABLE SWITCH

- 05 Black / Noir
- 08 Green / Vert
- 12 Fumé / Fumé
- 15 Amber / Ambré



PUSH
220-240V

Structure Difussor

- | | | | |
|----|---|----|---|
| 05 | ● | 08 | ● |
| 05 | ● | 12 | ● |
| 05 | ● | 15 | ● |

Code

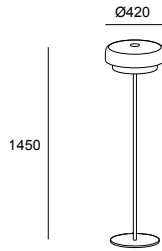
25-A001-05-08
25-A001-05-12
25-A001-05-15

Levels 2 Bodies Ø420mm + Ø320mm

LED | CCT 2700-3000-4000 K | CRI 90 | 17 W Total | 681 Real Lm (3000K)

BODY MAT ST
DIF MAT GLA
CLASE II
CABLE SWITCH

- 05 Black / Noir
- 08 Green / Vert
- 12 Fumé / Fumé
- 15 Amber / Ambré



PUSH
220-240V

Structure Difussor

- | | | | |
|----|---|----|---|
| 05 | ● | 08 | ● |
| 05 | ● | 12 | ● |
| 05 | ● | 15 | ● |

Code

25-A002-05-08
25-A002-05-12
25-A002-05-15

*Glass with 30% transparency in the small diffuser, 50% in the medium and 70% in the large.
Verres à 30 % de transparence pour le petit diffuseur, 50 % pour le moyen et 70 % pour le grand.*



The finishes and tones shown may not be completely accurate due to slight variations in production, photographic lighting factors and printing.

Les finitions et les teintes affichées peuvent ne pas être tout à fait exactes en raison de légères variations au niveau de la production, ainsi que de facteurs liés à l'éclairage photographique et à l'impression.

Perlina

Nina Mair, 2024

N → Perlina

BODY MAT AISI304,ST

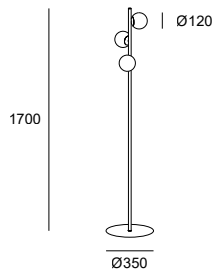
DIF MAT GLA

CLASE II

☰ CABLE SWITCH

● 60 Black / Noir

● DN Matte gold / Or mat



LED | CCT 2700-3000-4000 K | CRI 90 | 8.8 W Total | 355 Real Lm (3000K)



ON-OFF
220-240VAC

Structure

60 ●
DN ●

Code

25-A076-60-60
25-A076-DN-DN





Natural gem — The three illuminated spheres of Perlina, thoughtfully arranged along its linear framework, offer a warm and inviting glow in an elegant fashion, ideal for spaces in need of greater illumination. Here, the power of simplicity becomes evident in a play between the geometry of the circle and the purity of verticality.

Joyau naturel — Les trois sphères lumineuses de Perlina, distribuées le long de sa structure linéaire, assurent un éclairage chaud et agréable dans les espaces qui exigent une plus grande intensité lumineuse en toute élégance. Ici, la force de la simplicité prend tout son sens dans un jeu entre la géométrie du cercle et la pureté de la verticalité.

Noway

Francesc Vilaró, 2021

Suspension — A bold, statement piece, the Noway floor lamp with an adjustable pole takes over the space with an innate sophistication. Featuring a double-shade design, it offers an equally cosy and comfortable lighting effect. Noway stands out effortlessly for its aesthetic and technical qualities, becoming a real eye-catcher.

Suspension — Arborant une présence marquée, Noway accueille un lampadaire réglable doté d'un mât qui s'approprie l'espace avec un sens de la sophistication inné. Avec son design à double abat-jour, ce modèle produit un effet de lumière chaleureux et confortable à parts égales. Se démarquant naturellement de par ses qualités esthétiques et techniques, Noway occupe sans détour le devant de la scène.





*The lower level shade always comes with a black finish.
L'abat-jour du niveau inférieur est toujours en noir.*



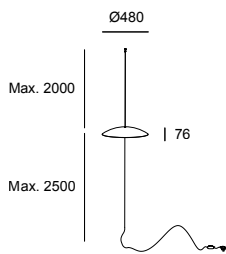
VIVA SECRETA HVA NOSTRA PICTURES
ARCHITECTURE NOW
HOUSES



Noway Single Screen

BODY MAT ST
CLASE I
CABLE SWITCH

● 05 Black / Noir
● DN Matte gold / Or mat



LED | 3000 K | CRI 80 | 18 W Total | 791 Real Lm



Upper Screen

Code

ON-OFF
220-240V

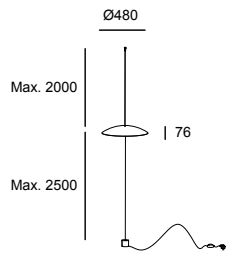
05 ●
DN ●

00-7981-05-05
00-7981-DN-05

Noway Single Screen Counterweight

BODY MAT ST
CLASE I
CABLE SWITCH

● 05 Black / Noir
● DN Matte gold / Or mat



LED | 3000 K | CRI 80 | 18 W Total | 791 Real Lm



Upper Screen

Counterweight

Code

ON-OFF
220-240V

05 ●
DN ●

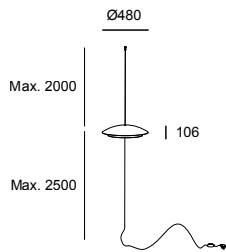
05 ●
DN ●

00-7980-05-05
00-7980-DN-DN

Noway Double Screen

BODY MAT ST
CLASE I
CABLE SWITCH

● 05 Black / Noir
● DN Matte gold / Or mat



LED | 3000 K | CRI 80 | 18 W Total | 495 Real Lm



Upper Screen

Lower Screen

Code

ON-OFF
220-240V

05 ●
DN ●

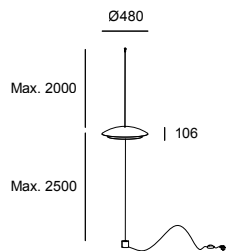
05 ●
05 ●

00-7979-05-05
00-7979-DN-05

Noway Double Screen Counterweight

BODY MAT ST
CLASE I
CABLE SWITCH

● 05 Black / Noir
● DN Matte gold / Or mat



LED | 3000 K | CRI 80 | 18 W Total | 495 Real Lm



Upper Screen

Lower Screen

Counterweight

Code

ON-OFF
220-240V

05 ●
DN ●

05 ●
05 ●

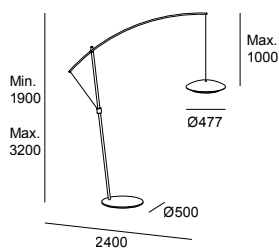
05 ●
DN ●

00-7977-05-05
00-7977-DN-DN

Noway Big

BODY MAT ST,AL
CLASE I
CABLE SWITCH

● 05 Black / Noir



LED | SW 2700-3000-4000 K | CRI 90 | 25.4 W Total | 813 Real Lm (3000K)



Upper Screen

Lower Screen

Structure

Code

PUSH
220-240V

05 ●

05 ●

05 ●

25-8566-05-05

ON-OFF
220-240V

05 ●

05 ●

05 ●

25-8394-05-05

CASAMBI
220-240V

05 ●

05 ●

05 ●

25-8567-05-05

Included / Inclus

Height adjustment clip
Clip de réglage de la hauteur

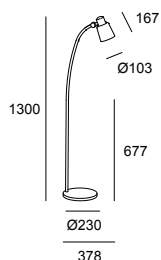
Funk

Àlex&Manel Lluscà, 2015

Wall fixtures → 325,
Table lamps → 375
Appliques → 325,
Lampes de table → 375

Funk

25-4755-CI-23



BODY MAT ST

CLASE II

↻ 355°

↻ ±90°

⏻ SWITCH

E27

Max. 15 W

Structure

● CI Brown / Marron

Interior Screen

● 23 Gold / Or



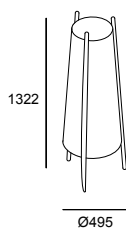
Woody

Gemma Bernal, 2017

Table lamps → 365
Lampes de table → 365

Woody

25-8106-14-14



BODY MAT WOOD

BODY DIF TEX

CLASE I

⏻ CABLE SWITCH

E27

2 x Max. 15 W

Structure

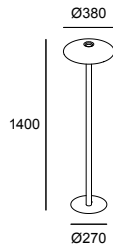
○ 14 White / Blanc



H

BODY MAT ST
DIF MAT ACR
CLASE I
CABLE SWITCH

05 Black / Noir
DN Matte gold / Or mat



LED | 2700 K | CRI 90 | 27.7 W Total | 1207 Real Lm



ON-OFF
220-240V

Structure

05 ●
DN ●

Code

25-7742-05-05
25-7742-DN-DN



Timeless beauty — The H lighting range emerges as a contemporary reinterpretation of the classic tabletop tapered shade lamp. The collection's versatility allows it to delicately light up different spaces through pieces that offer great representative value.



Beauté intemporelle — La collection de luminaires H est née comme une réinterprétation contemporaine de la lampe à poser classique à abat-jour conique. La polyvalence de cette collection permet d'éclairer délicatement différents espaces, à l'aide de pièces qui apportent une grande valeur représentative.





Tubs

Nahtrang Studio, 2020

Tubs

LED | CRI 90 | 9.5 W Total

BODY MAT ST,AL,MAR

DIF MAT PC

CLASE I

↻ 0-90°

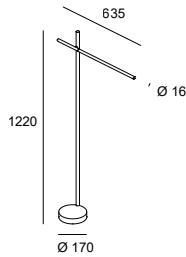
↻ 360°

↻ 360°

⏻ SWITCH

● 05 Black / Noir

○ M1 Opal white / Blanc opale



K

Real Lm

Structure

Difussor

Code

TOUCH
DIMMING
220-240V

2700

435

05



M1



25-A026-05-M1

TOUCH
DIMMING
100-240V

3000

504

05



M1



25-8102-05-M1



Presence and dynamism — Tubs is a floor lamp with a linear light source that has a wide range of motion, offering the piece great dynamism and bringing character to any space it inhabits. Sophisticated and elegant, with a marble base, it can be adjusted by touch dimming, adapting to changing lighting needs.

Présence et dynamisme — Tubs est un lampadaire avec une source de lumière de forme linéaire qui a une grande capacité de mouvements, ce qui confère un grand dynamisme à la pièce et dote de caractère l'espace qu'elle occupe. Sophistiquée et élégante, avec une base en marbre noir, elle peut se régler par touch dimming, en s'adaptant aux besoins de lumière de chaque moment avec une présence remarquée.





Circ

LED | 3000 K | CRI 80 | 29.5 W Total | 2248 Real Lm

BODY MAT AL
DIF MAT PMMA

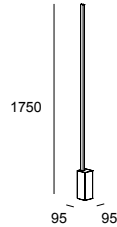
CLASE II

360°

SWITCH

BW White / Blanc

M3 Anodised / Anodisé



TOUCH DIMMING
100-240V

Structure Difusor

BW M3

Code

25-2934-BW-M3

*Dimming touch.
Gradation tactile.*



Linear simplicity — All the practicality of a floor lamp in one light line. Circ blends into the space with an understated appearance but outstanding light presence, generating a harmonious and controlled light effect with 360° axis rotation.

*360° axis rotation.
Rotation de l'axe à 360°.*



Simplicité linéaire — Toute la fonctionnalité d'un lampadaire sur une ligne de lumière. Circ s'intègre à l'espace avec discrétion dans sa forme mais avec une présence lumineuse mise en valeur, car il crée un effet de lumière harmonieux et contrôlé, avec une rotation à 360° de son axe.





Invisible

Francesc Vilaró, 2016

Invisible

LED | CRI 90 | 10.5 W Total

BODY MAT ST,AL

DIF MAT PMMA

CLASE II

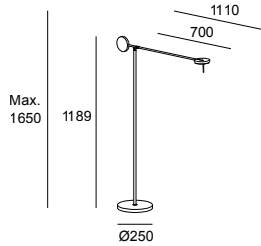
↻ 355°

↻ 355°

↻ ±90°

⏻ CABLE SWITCH

● 05 Black / Noir



K

Real Lm

Structure

Code

TOUCH
DIMMING
100-240V

2700

534

05 ●

25-7385-05-05

3000

550

05 ●

25-5693-05-05



*The rotating head means the light can be directed.
La rotation de la tête permet de diriger la lumière.*

Balanced movement — Francesc Vilaró drew inspiration from sculptor Alexander Calder's Mobiles series when creating the Invisible collection, aiming to strike a balance between the lines constituting the structure and the circle that connects them, serving as a counterweight. In this balanced composition, light can be directed to any point, emitting accent lighting in a straightforward manner, offering remarkable freedom of movement across all its versions. Invisible is an iconic piece that has been recognised with the German Design Award.



German Design Award.

Mouvement en équilibre — Francesc Vilaró s'est inspiré des mobiles du sculpteur Alexander Calder pour concevoir la collection Invisible, en quête d'un équilibre entre les lignes qui forment la structure et le cercle les unissant unit en guise de contrepoids. Dans cette composition tout en équilibre, la lumière peut être dirigée vers n'importe quel point, projetant un éclairage d'accentuation de manière très honnête, avec une grande liberté de mouvement dans toutes ses versions. Invisible est un modèle iconique qui a reçu le prix German Design Award.



Winner of the German Design Award in 2016.
Lauréat du German Design Award en 2016.



Gamma

Josep Patsí, 2020



The floor version is a more minimalist choice that blends naturally into the interiors it inhabits.



Directable light point.
Point lumineux orientable.

L'option lampadaire est proposée comme une version très minimaliste qui se fond tout naturellement dans les décors qu'elle occupe.

Gamma

BODY MAT AL

CLASE I

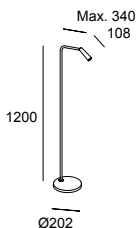
90°

180°

CABLE SWITCH

05 Black / Noir

DN Matte gold / Or mat



LED | 2700 K | CRI 90 | 4.3 W Total | 293 Real Lm



ON-OFF
100-240V

Structure

05 ●

DN ●

Code

25-6420-05-05

25-6420-DN-DN



Wall fixtures → 316, 317, 318, 319, 320
Table lamps → 373

Appliques → 316, 317, 318, 319, 320
Lampes de table → 373

Organic

Àlex & Manel Llusçà, 2019

Organic inspiration — Inspired by the organic forms of flowers and leaves, this luminaire with smooth, harmonious lines naturally integrates with any space. A slightly curved lampshade with a golden interior, which is subtly noticeable, grants the piece a delicate touch.

Inspiration organique — Inspiré des formes organiques des fleurs et des feuilles, ce luminaire au profil doux et harmonieux se fond tout naturellement dans le décor. Légèrement incurvé et doté d'un intérieur doré que l'on aperçoit de façon subtile, l'abat-jour apporte une touche de délicatesse à l'ensemble.



Directable light point.
Point lumineux orientable.

Organic

BODY MAT ST

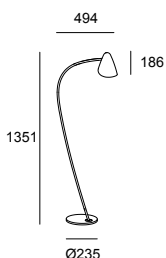
CLASE II

355°

90°

CABLE SWITCH

05 Black / Noir



E27 Max. L 120 mm - Ø 80 mm | Max. 15 W

Structure

05 ●

Code

25-7582-05-05



Wall fixtures → 300
Table lamps → 374

Appliques → 300
Lampes de table → 374

Floor lamps — Lampadaires 423

Nude

Nahtrang Studio, 2022

Modern design — Nude's modern design showcases the simplicity of its shapes and the beauty of the bulb, which takes centre stage in this extensive collection. The floor lamp version includes the option of three different structures.



Wall fixtures → 303
Table lamps → 378

Design contemporain — Le design contemporain de Nude est basé sur la simplicité des formes et sur la mise en valeur de la beauté de l'ampoule, qui occupe une place centrale dans cette vaste collection. La version lampadaire de salon inclut l'option de trois structures différentes.

Appliques → 303
Lampes de table → 378



*Incluye/Includes rubber bands to adjust the wiring.
Comprend des élastiques permettant d'ajuster le câblage.*



Nude Single

E27 120mm or 95mm Opal or Vintage finishing | Max. 15 W

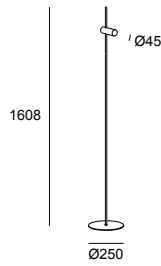
BODY MAT AL

CLASE II

↻ 360°

⏻ CABLE SWITCH

- 05 Black / Noir
- DN Matte gold / Or mat
- EM Stone grey / Gris pierre



Structure

- 05
- 05
- 05

Head

- 05
- DN
- EM

Code

- 25-8520-05-05**
- 25-8520-05-DN**
- 25-8520-05-EM**

Nude Curved

E27 120mm or 95mm Opal or Vintage finishing | Max. 15 W


BODY MAT AL

CLASE II

↻ 360°

⏻ CABLE SWITCH

- 05 Black / Noir
- DN Matte gold / Or mat
- EM Stone grey / Gris pierre



Structure

- 05
- 05
- 05

Head

- 05
- DN
- EM

Code

- 25-8522-05-05**
- 25-8522-05-DN**
- 25-8522-05-EM**

Nude Double

E27 120mm or 95mm Opal or Vintage finishing | 2 × Max. 15 W

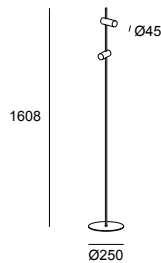
BODY MAT AL

CLASE II

↻ 360°

⏻ CABLE SWITCH

- 05 Black / Noir
- DN Matte gold / Or mat
- EM Stone grey / Gris pierre



Structure

- 05
- 05
- 05

Head

- 05
- DN
- EM

Code

- 25-8521-05-05**
- 25-8521-05-DN**
- 25-8521-05-EM**

05



EM





DN



Premium

Jordi Llopis, 2015



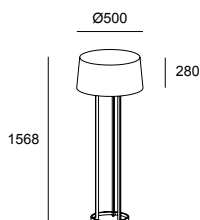
Warmth — With a copper or gold finish and black screen, this light is highly distinctive. Switched off, it is like a sculpture that gives character to a particular space and, switched on, it provides a warm and sophisticated light.

Chaleur — Doté de finitions cuivre ou or et d'un abat-jour noir, ce luminaire possède une forte présence. Éteint, il agit comme une sculpture qui aide à modeler l'espace, tandis qu'allumé il offre une lumière chaude et élégante.

Premium

BODY MAT ST
DIF MAT PMMA,TEX
CLASE II
CABLE SWITCH

- 01 Gold / Or
- 06 Copper / Cuivre
- H13W Black / Noir



E27 | 3 × Max. 15 W

Structure

- 06
- 01

Difussor

- H13W
- H13W

Code

25-5076-01-H13W
25-5076-06-H13W



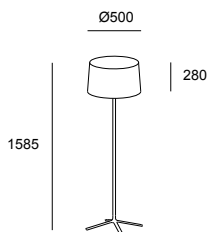
Simplicity — This collection has been created to make it an essential element of the hotel sector that also enhances the design of its surroundings thanks to the definition of its lines and its more detailed shapes.

Simplicité — Cette collection a été créée pour se positionner comme une pièce basique dans le secteur hôtelier, mais offre un plus dans son design grâce à la définition de ses lignes et de ses formes plus détaillées.

Hall

BODY MAT ST
DIF MAT PMMA,TEX
CLASE I
CABLE SWITCH

- 05 Black / Noir
- BW White / Blanc
- H13W Black / Noir
- T007 White / Blanc



E27 | 3 × Max. 15 W

Structure

- 05
- BW

Difussor

- H13W
- T007

Code

25-1940-05-H13W
25-1940-BW-T007

Clip

Nahtrang Studio, 2022

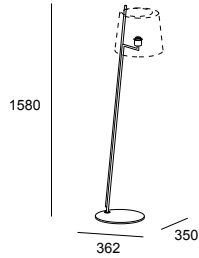
Clip

BODY MAT ST

CLASE II

☰ CABLE SWITCH

● 05 Black / Noir



E27 | Max. 15 W

Structure

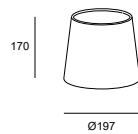
05 ●

Code

25-8540-05-82

Not included but required

Communs non inclus et nécessaires



14 ○

05 ●

PAN-232-14

PAN-232-05

*Choice of white or black lampshade.
Option d'abat-jour blanc et noir.*



Wall fixtures → 330
Table lamps → 384

Appliques → 330
Lampes de table → 384



A collection of wall light, table lamp and floor lamp with a classic design that stands out with a modern spin provided by the tilted shape of its structure.

Collection d'appliques, de lampes à poser et de lampadaires qui, à partir d'un design classique, se distingue par un plus contemporain marqué par la forme inclinée de sa structure.

Metrica

Nahrang Studio, 2021



*Simplicity and functionality at its finest.
Maximum de simplicité et de fonctionnalité.*



Wall fixtures → 332
Table lamps → 386

Appliques → 332
Lampes de table → 386



*Choice of round or square base and black or nickel finishes.
Option de socle rond ou carré et de finitions noir ou nickel.*

Metrica Round

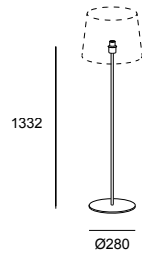
E27 | Max. 15 W

BODY MAT ST

CLASE II

☰ CABLE SWITCH

- 05 Black / Noir
- 81 Satin nickel / Nickel satiné



Structure

- 05
- 81

Code

25-4759-05-82
25-4759-81-82

Metrica Square

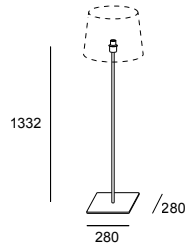
E27 | Max. 15 W

BODY MAT ST

CLASE II

☰ CABLE SWITCH

- 05 Black / Noir
- 81 Satin nickel / Nickel satiné



Structure

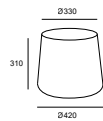
- 05
- 81

Code

25-8350-05-82
25-8350-81-82

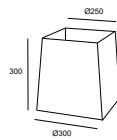
Not included but required

Communs non inclus et nécessaires



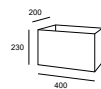
- 14
- 05
- BY

PAN-159-14
PAN-159-05
PAN-159-BY



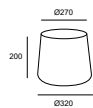
- 14
- BY

PAN-181-14
PAN-181-BY



- 14
- BY

PAN-183-14
PAN-183-BY



- 14
- BY

PAN-184-14
PAN-184-BY

Bath

Salle de bains

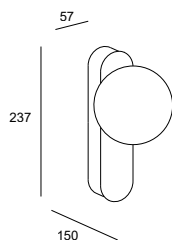
- N → 436 Perlina
- 438 Bloom
- 440 Dresde Led
- 442 Toi Led
- 444 Toilet Slim
- 446 Toilet Q
- 448 Mist
- 450 Vetro
- 451 Reflex Round
- 452 Vanity
- 454 Dec
- 454 Circle


N → Perlina IP44

LED | CCT 2700-3000-4000 K | CRI 90 | 8.8 W Total | 355 Real Lm (3000K)

IP 44
BODY MAT AISI304
DIF MAT GLA
CLASE II

● 60 Black / Noir
● DN Matte gold / Or mat




ON-OFF
220-240VAC

DALI-2
220-240VAC

Structure

60 ●
DN ●

60 ●
DN ●

Code

05-A076-60-60
05-A076-DN-DN

05-A077-60-60
05-A077-DN-DN





Natural gem — Perlina draws its inspiration from a natural gem, creating an illuminated pearl that beautifully embodies the simplicity of a perfectly round circle. The option with an IP44 rating provides a lighting effect that is filtered through the sphere, conveying a sense of calm and filling the space with an artlessness.

Joyau naturel — S'inspirant d'une gemme naturelle, Perlina offre une perle illuminée qui joue avec l'essence de la circonférence, ronde et parfaite, donnant un sens au minimalisme du basique. L'option à IP44 assure un effet de lumière tamisée à travers la sphère qui transmet une sensation de calme en remplissant l'espace de façon naturelle.

Bloom

Bloom

LED | 2700 K | CRI 90 | 7.5 W Total | 262 Real Lm

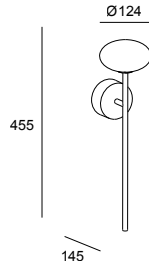
IP 44

BODY MAT ST

DIF MAT GLA

CLASE I

- 05 Black / Noir
- M1 Opal white / Blanc opale



ON-OFF
100-277V

Structure Difussor

05 ● M1 ○

Code

05-A011-05-M1





Relaxed design and simple shapes — Simplicity and functionality are often the best letter of recommendation. Bloom features a relaxed design with balanced shapes, allowing it to stand out in the space precisely because of the softness of its profile. Its technical features, with a IP44 rating, make it a suitable option for lighting bathrooms.

Design convivial et simplicité des formes — La simplicité et la fonctionnalité sont souvent la meilleure carte de visite. Bloom possède un design agréable, aux formes équilibrées, qui le fait ressortir dans l'espace précisément grâce à la délicatesse de son profil. Sa conception technique avec un IP44, en fait l'option idéale pour l'éclairage de la salle de bains.

Dresde Led

Nahtrang Studio, 2020

Dresde LED

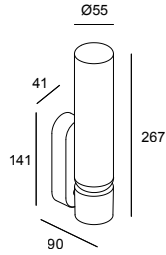
IP 44

BODY MAT AL

DIF MAT GLA

CLASE II

- 05 Black / Noir
- ◐ 21 Chrome / Chrome
- F9 Sandblasted / Sablé



LED | 3000 K | CRI 90 | 10.5 W Total | 563 Real Lm



ON-OFF
100-240V

Structure Difussor

- | | | | |
|----|---|----|---|
| 05 | ● | F9 | ○ |
| 21 | ◐ | F9 | ○ |

Code

05-7983-05-F9
05-7983-21-F9

*Black and nickel finishes.
Finitions en noir et nickel.*





Toi Led

Alex & Manel Lluscà, 2020



Toi LED Small

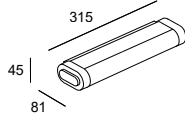
LED | 3000 K | CRI 80 | 8.7 W Total | 661 Real Lm

IP 44

BODY MAT AL





DIF MAT PC

-  21 Chrome / Chrome
-  M1 Opal white / Blanc opale





ON-OFF
220-240V

Structure Difussor

- | | | | |
|----|---|----|---|
| 21 |  | M1 |  |
| 21 |  | M1 |  |

Code

-  **05-7830-21-M1**
-  **05-7831-21-M1**




Toi LED Medium

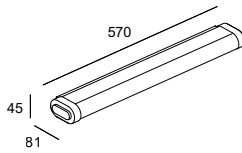
LED | 3000 K | CRI 80 | 15.3 W Total | 1513 Real Lm

IP 44

BODY MAT AL

DIF MAT PC

-  60 Black / Noir
-  21 Chrome / Chrome
-  M1 Opal white / Blanc opale







ON-OFF
220-240V

Structure Difussor

- | | | | |
|----|---|----|---|
| 21 |  | M1 |  |
| 60 |  | M1 |  |
| 21 |  | M1 |  |
| 60 |  | M1 |  |

Code

-  **05-7832-21-M1**
-  **05-7832-60-M1**
-  **05-7833-21-M1**
-  **05-7833-60-M1**

Toi LED Big



LED | 3000 K | CRI 80 | 23.4 W Total | 2103 Real Lm

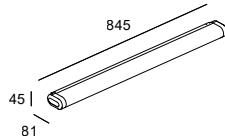
IP 44

BODY MAT AL

DIF MAT PC

CLASE I

-  21 Chrome / Chrome
-  M1 Opal white / Blanc opale




ON-OFF
220-240V

Structure Difussor

- | | | | |
|----|---|----|---|
| 21 |  | M1 |  |
|----|---|----|---|

Code

05-7834-21-M1



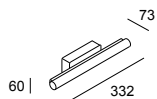


Toilet Slim

Carlos Santolaria &
Manel Llusca, 2020

Toilet Slim 332mm

IP 44
BODY MAT AL
DIF MAT PC
CLASE II



LED | 3000 K | CRI 90 | 13.2 W Total | 880 Real Lm



Structure Difussor

Code

ON-OFF
100-240V

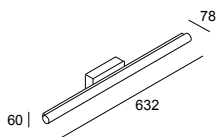
21 M1

05-6395-21-M1

- 21 Chrome / Chrome
 M1 Opal white / Blanc opale

Toilet Slim 632mm

IP 44
BODY MAT AL
DIF MAT PC
CLASE II



LED | 3000 K | CRI 90 | 25 W Total | 1777 Real Lm



Structure Difussor

Code

ON-OFF
100-240V

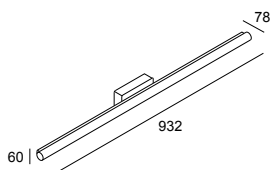
21 M1

05-6396-21-M1

- 21 Chrome / Chrome
 M1 Opal white / Blanc opale

Toilet Slim 932mm

IP 44
BODY MAT AL
DIF MAT PC
CLASE II



LED | 3000 K | CRI 90 | 32.7 W Total | 2431 Real Lm



Structure Difussor

Code

ON-OFF
100-240V

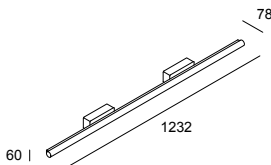
21 M1

05-6397-21-M1

- 21 Chrome / Chrome
 M1 Opal white / Blanc opale

Toilet Slim 1232mm

IP 44
BODY MAT AL
DIF MAT PC
CLASE II



LED | 3000 K | CRI 90 | 43.6 W Total | 3472 Real Lm



Structure Difussor

Code

ON-OFF
100-240V

21 M1

05-6398-21-M1

- 21 Chrome / Chrome
 M1 Opal white / Blanc opale

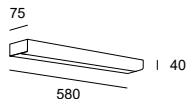




Toilet Q

Toilet Q 580mm

IP 44
BODY MAT AL
DIF MAT PC
CLASE II



LED | 3000 K | CRI 80 | 11.7 W Total | 367 Real Lm



Structure Difussor

Code

ON-OFF
100-240V

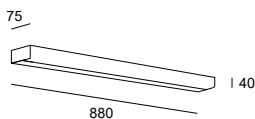
21 M1

05-1507-21-M1

- 21 Chrome / Chrome
 M1 Opal white / Blanc opale

Toilet Q 880mm

IP 44
BODY MAT AL
DIF MAT PC
CLASE II



LED | 3000 K | CRI 80 | 14 W Total | 828 Real Lm



Structure Difussor

Code

ON-OFF
220-240V

21 M1

05-1508-21-M1

- 21 Chrome / Chrome
 M1 Opal white / Blanc opale



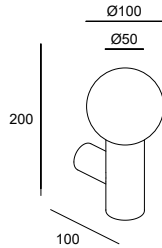


Mist 1 body

E14 Max. L 97 mm - Ø 35 mm | Max. 9 W

IP 44
BODY MAT ST
DIF MAT GLA
CLASE II

- 05 Black / Noir
- ◐ 21 Chrome / Chrome
- F9 Sandblasted / Sablé



Structure

- 05 ●
- 21 ◐

Difussor

- F9 ○
- F9 ○

Code

05-8337-05-F9
05-8337-21-F9

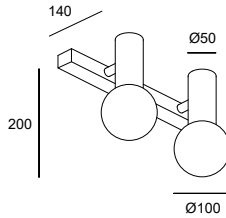
Mist 2 bodies

E14 Max. L 97 mm - Ø 35 mm | 2 × Max. 9 W

IP 44
BODY MAT ST
DIF MAT GLA
CLASE II

↺ 300°

- 05 Black / Noir
- ◐ 21 Chrome / Chrome
- F9 Sandblasted / Sablé



Structure

- 05 ●
- 21 ◐

Difussor

- F9 ○
- F9 ○

Code

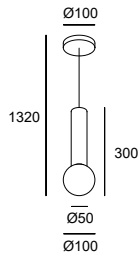
05-8338-05-F9
05-8338-21-F9

Mist Pendant

E14 Max. L 97 mm - Ø 35 mm | Max. 9 W

IP 44
BODY MAT ST
DIF MAT GLA
CLASE II

- 05 Black / Noir
- ◐ 21 Chrome / Chrome
- F9 Sandblasted / Sablé



Structure

- 05 ●
- 21 ◐

Difussor

- F9 ○
- F9 ○

Code

00-8337-05-F9
00-8337-21-F9





Simplicity and success — The simplicity of a neutral design that highlights the importance of the bulb. The Mist bathroom collection comes with various installation options and a range of finishes to offer valued compositional richness.

Simplicité et réussite — La simplicité d'un design neutre qui met en valeur l'importance de l'ampoule. Mist est une collection pour salle de bains avec différentes possibilités d'installations qui, grâce à cette caractéristique et les options de finitions, offre une richesse de composition valorisée.

Vetro

LED | 3000 K | CRI 80 | 22.4 W Total | 1240 Real Lm

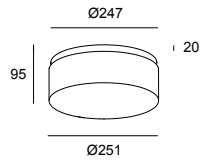
IP 44

BODY MAT ST

DIF MAT GLA

CLASE II

- 14 White / Blanc
- G5 Painted glass white interior / Verre peint blanc intérieur



ON-OFF
220-240V

Structure Difusor

14 G5

Code

05-7387-14-G5

*A classic with special double thickness pressed glass.
Un classique en verre pressé spécial à double épaisseur.*



Reflex Round

Reflex Round

LED | 3000 K | CRI 80 | 7.4 W Total | 139 Real Lm

IP 44

BODY MAT ST,MIR

DIF MAT ACR

CLASE II

↻ ±180°

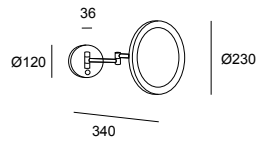
SWITCH

SAFETY BACK



Structure Body



Code



ON-OFF
100-240V

21  K3 

75-5314-21-K3

-  21 Chrome / Chrome
-  K3 Mirror glass / Verre miroir



Vanity

Nahtrang Studio, 2022

Vanity

LED | 3000 K | CRI 90 | 10.5 W Total | 256 Real Lm

IP 44

BODY MAT AL, MIR

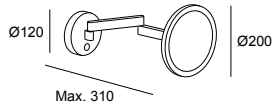
DIF MAT PLABS

CLASE II

↺ 150°

↻ 180°

MIRROR ZOOM x3



TOUCH DIMMING
100-240V

Structure Body

Code

05 ● K3 ○
21 ◐ K3 ○

75-8508-05-K3
75-8508-21-K3

- 05 Black / Noir
- ◐ 21 Chrome / Chrome
- K3 Mirror glass / Verre miroir

Vanity offers great comfort thanks to its smooth rotation and adjustable dimming.
Vanity offre un grand confort grâce à sa rotation délicate et son réglage agréable.





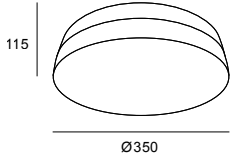
Modern design — This bathroom mirror features a special modern and very attractive design.

Design contemporain — Miroir de salle de bains au design contemporain spécial et très attrayant.

Dec

Dec

15-4370-21-F9



IP 44
BODY MAT ST
DIF MAT GLA
CLASE II

E27
2 x Max. 15 W

Structure

- 21 Chrome / Chrome
Interior Screen
- F9 Sandblasted / Sablé

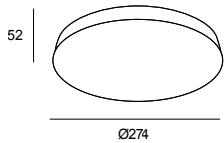


Circle

Gemma Bernal, 2017

Circle

15-6429-21-F9



IP 44
BODY MAT ST
DIF MAT GLA
CLASE II

LED
3000 K
CRI 80
22.4 W total
1191 Real Lm
Driver ON-OFF (220-240V)

Structure

- 21 Chrome / Chrome
Interior Screen
- F9 Sandblasted / Sablé



*Classic bathroom sphere with high-quality light emission.
Modèle classique de luminaire rond pour salles de bains qui
offre une grande qualité de reproduction lumineuse.*

Smart Lighting

Connectivity solutions

Solutions connectées

DALI2


Lighting control and connectivity solution based on the DALI2 standard (includes compatibility with DT8 drivers).

Solution de contrôle et de connectivité fondée sur la norme DALI2 (comprend la compatibilité avec les drivers DT8).

Functionalities Fonctionnalités

In one installation, major energy savings can be achieved through functionalities such as point-to-point management of luminaires, groups, scenes, constant light control, circadian cycle, occupancy control and hourly programmes, among other features. It enables you to calculate the hours of operation and consumption of each luminaire, thus enabling preventive maintenance.

Permet de réaliser de grandes économies d'énergie dans une installation, grâce à des fonctionnalités telles que la gestion point par point des luminaires, la gestion des groupes et des scènes, le contrôle de lumière constante, le rythme circadien, le contrôle selon l'occupation et les programmations horaires, entre autres.



CNTEC, Girona 2020.

Select the option that is best suited to your project
Choisissez l'option la mieux adaptée à votre projet

① Essential

② Performance

③ Advanced

①

Calendar, groups, scenes, presence and brightness sensors.
Calendrier, groupes, scènes, capteurs de présence et de luminosité.

Circadian cycle and Tunable White luminaires.
Rythme circadien et luminaires Tunable White.

Compatible with emergency luminaire licence.
Compatible avec licence pour luminaires de secours.

Compatible with BACnet licence.
Compatible avec licence BACnet.

Linkable system up to 5 Advance controllers (can be viewed as 1 single controller).

Système pouvant relier jusqu'à 5 contrôleurs Advance (permet l'affichage comme un seul contrôleur).

②

③



DALI2 devices Dispositifs DALI2

		L x W x H mm	IP	V in F (Hz)	Lums. max.	W max	Protocol	Code
Controllers / Contrôleurs								
	DALI2 Essential	160 × 91 × 62	20	110-240 V 50-60 Hz	64 × 3 OUTPUT DALI2	DALI BUS OUTPUT 200 mA x3	DALI2	71-B102-00-00
	DALI2 Performance	160 × 91 × 62	20	110-240 V 50-60Hz	64 × 3 OUTPUT DALI2	DALI BUS OUTPUT 200 mA x3	DALI2	71-B103-00-00
	DALI2 Advance	160 × 91 × 62	20	110-240 V 50-60 Hz	64 × 3 OUTPUT DALI2	DALI BUS OUTPUT 200 mA x3	DALI2	71-B104-00-00
Power supplies / Sources d'alimentation								
	1-channel DALI2 PWM 60 W at 24 V DALI2 PWM 1 canal 60 W à 24 V	150×53×35	67	100-305V 50-60Hz	–	60W 24V DC	PWM 1 ch	71-E098-00-00
	1-channel DALI2 PWM 120 W at 24 V DALI2 PWM 1 canal 120 W à 24 V	191×63×37,5	67	100-305V 50-60Hz	–	120W 24V DC	PWM 1 ch	71-E099-00-00
	2-channel DALI2 DT8 PWM / 160 W at 24 V DALI2 DT8 PWM 2 canaux / 160 W à 24 V	300×50×30	20	198-264V 50-60Hz	–	160W 24V DC	PWM 2 ch	71-B401-00-00
Dimmers / Régulateurs								
	DALI actuator relay Relais actionneur DALI	92,5 × 62	20	220-240 V 50/60 Hz	–	2 mA / 6A	DALI2	71-B101-00-00
Senseors / Capteurs								
	DALI2 sensor for recessing Capteur DALI2 encastré	46,7 Ø 58 × 65,4	20	DALI2 9,5-22,5 V	–	9 mA	DALI2	71-B098-00-00
	DALI2 sensor for surface Capteur DALI2 en saillie	96,3 Ø x 36,6	20	DALI2 9,5-22,5 V	–	9 mA	DALI2	71-B100-00-00
Switch panels / Boîtiers de commande								
	4 digital signal converter Convertisseur 4 signaux numériques	7,7 × 28,2 × 14,6	20	DALI2 9,5-22,5 V	–	10 mA	DALI2	71-B099-00-00
	DALI 4-button black switch panel Boîtier de commande DALI à 4 boutons noir	80 × 80 × 26,6	20	DALI2 12-22,5 V	–	10 mA	DALI2	71-B756-60-60
	DALI 4-button white switch panel Boîtier de commande DALI à 4 boutons blanc	80 × 80 × 26,6	20	DALI2 12-22,5 V	–	10 mA	DALI2	71-B756-14-14
Licences / Licences								
	BACnet 500 variable licence Licence BACnet 500 variables							71-B118-00-00
	Emergency Licence 100 luminaires Licence Urgence 100 luminaires							71-B117-00-00

Bluetooth Casambi

Lighting control solution using the Bluetooth Mesh protocol with direct control from a smartphone or tablet, with no additional components required. The system's ease of use makes it suitable for any user. Its application is ideal for flexible, dynamic settings where a high level of interaction with luminaires is required.

Solution de contrôle d'éclairage fondée sur le protocole Bluetooth Mesh avec commande directe par smartphone ou tablette, sans nécessité d'ajouter aucun élément supplémentaire. La facilité d'utilisation du système le rend valable pour tout utilisateur. Son application est idéale pour les environnements flexibles et dynamiques, où une grande interaction avec les luminaires est nécessaire.



Brondesbury Park Synagogue, London 2022.

Functionalities Fonctionnalités

Individual luminaire control and point-to-point adjustment.
Contrôle individuel des luminaires et réglage point par point.

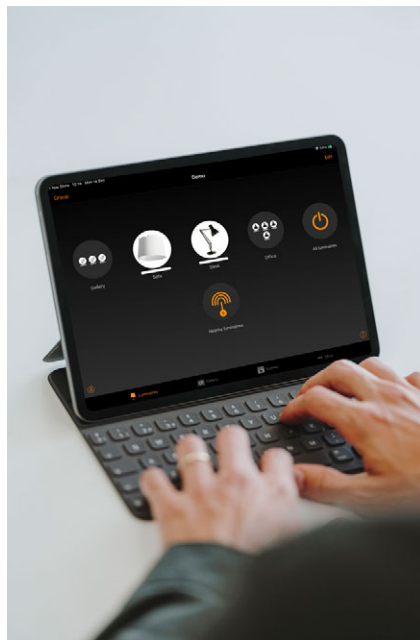
Creation of luminaire groups.
Création de groupes de luminaires.

Adjustment according to calendar.
Réglage en fonction du calendrier.










Colour-temperature control.
Contrôle de la température de couleur.
















Circadian cycle.
Rythme circadien.

Adjustment according to amount of natural light.
Réglage selon le niveau de lumière naturelle.



Bluetooth Casambi devices Dispositifs Bluetooth Casambi

		L x W x H mm	IP	V in F (Hz)	Lums. DALI	W max	Protocol	Code
Power supplies / Sources d'alimentation								
	1-channel PWM 60 W at 24 V PWM 1 canal 60 W à 24 V	150 × 53 × 35	67	90-305V 50-60Hz	1	60W 24V	PWM 1 ch	71-B670-00-00
	1-channel PWM 120 W at 24 V PWM 1 canal 120 W à 24 V PWM	191 × 63 × 37,5	67	90-305V 50-60Hz	1	120W 24V	PWM 1 ch	71-A242-00-00
	1-channel PWM 200 W at 24 V PWM 1 canal 200 W à 24 V PWM	195 × 68 × 39,5	67	100-305V 50-60Hz	1	200W 24V	PWM 1 ch	71-B671-00-00
	Power supply 12W a 12V Source d'alimentation 12W a 12V	∅ 51 × 28	20	220-240V	-	-	-	71-B416-00-00
Senseurs / Capteurs								
	Recessed sensor Brightness and presence with DALI output Capteur d'encastrement Luminosité et présence avec sortie DALI	∅ 76 × 69	40	230V 50Hz	10	1500W, 20mA bus DALI	DALI Broadcast	71-A696-00-00
	Presence and brightness sensor Détecteur de présence et de luminosité	∅ 85 × 88	20	220-240V 50Hz	-	-	-	71-8049-00-00
	Surface-to-ceiling accessory for sensor, 71-8049 Accessoire en saillie au plafond pour capteur 71-8049	65 × 82 × 95	-	-	-	-	-	71-B743-00-00
	Black three-phase track presence and brightness sensor Capteur de présence et de luminosité sur rail triphasé noir	70 × 59 × 39	IP20	220-240V 50Hz	-	-	-	71-A241-60-60
	White three-phase track presence and brightness sensor Capteur de présence et de luminosité sur rail triphasé blanc	70 × 59 × 39	20	220-240V 50Hz	-	-	-	71-A241-14-14

		L x W x H mm	IP	V in F (Hz)	Lums. DALI	W max	Protocol	Code
Controllers / Contrôleurs								
ON-OFF / PHASE CUT								
	On Off relay Relais On Off	50 × 120 × 32	40	100-240 50-60Hz	-	1500 W	On Off	71-A300-00-00
	0-10V – DALI dimmer Variateur 0-10 V – DALI	40 × 36 × 14	20	100-240V 50-60Hz	1	150W	Trailing edge	71-5959-00-00
DALI								
	0-10V – DALI dimmer Variateur 0-10 V – DALI	56 × 36 × 22	20	220-240V 50-60Hz	1	-	0-10 / DALI	71-5961-00-00
	2×0-10 V or 1xDALI dimmer Régulateur 2 × 0-10 V ou 1 x DALI	76 × 26 × 23	20	100-240V 50-60Hz	2- 0-10V 1 - DALI	-	0-10V / DALI	71-B669-00-00
	DALI Broadcast dimmer Variateur DALI Broadcast	38 × 38 × 26	64	100-240V 50-60Hz	50	100mA DALI	DALI Dt8 Broadcast	71-A301-00-00
	DALI Broadcast dimmer 8 groups Variateur DALI Broadcast 8 groupes	180 × 42 × 25	20	24-48V DC	64	250mA Bus DALI	DALI 8 grupos	71-A239-00-00
	Track Low Voltage compatible DALI controller Variateur DALI compatible avec Track Low Voltage	143 × 18 × 59	20	24-48V DC	64	250mA Bus DALI	DALI Broadcast	71-8115-00-00
	White track DALI Broadcast dimmer Variateur DALI Broadcast sur rail blanc	91 × 45 × 124	20	100-240V 50-60Hz	64	250mA Bus DALI	DALI Broadcast	71-A243-14-14
	Black track DALI Broadcast dimmer Variateur DALI Broadcast sur rail noir	91 × 45 × 124	20	100-240V 50-60Hz	64	250mA Bus DALI	DALI Broadcast	71-A243-60-60
	Casambi DALI converter IP66 Convertisseur Casambi DALI IP66	108 × 62 × 108	66	100-240V 50-60Hz	64	150mA Bus DALI	DALI Broadcast	71-A237-00-00
PWM								
	1 ch PWM dimmer Variateur 1 canal PWM	45 × 58 × 25	20	100-240V 50-60Hz	-	-	-	71-A857-00-00
	4 ch PWM dimmer Variateur 4 canaux PWM	72,6 × 30 × 18	20	100-240V 50-60Hz	1	72W 12V DC, 144W 24V DC	PWM 4 canaux	71-8050-00-00
	4-channel PWM dimmer 240 W Régulateur 4 canaux PWM 240 W	87,2 × 53,2 × 25	20	12-24DC	1	120W 12V 240W 24V	PWM 4 ch	71-B672-00-00
	IP65 box power supply and 4-channel PWM dimmer Boîtier IP65 Source d'alimentation et variateur PWM 4 canaux	253 × 342 × 132	65	100-277V 50-60Hz	-	144W, 24V DC	PWM 4 ch	71-E300-00-00
DMX								
	Casambi DMX converter IP66 Convertisseur Casambi DMX IP66	108 × 62 × 10	66	100-240V 50-60Hz	-	-	DMX Broadcast	71-A238-00-00


Bluetooth Casambi devices Dispositifs Bluetooth Casambi

		L x W x H mm	IP	V in F (Hz)	Lums. DALI	W max	Protocol	Code
Switch panels / Boîtiers de commande								
	Black Casambi button panel Commande Casambi noire	90 × 90 × 12	20	Bateria CR2430	-	-	-	71-8053-00-00
	White Casambi button panel Commande Casambi blanche	90 × 90 × 12	20	Bateria CR2430	-	-	-	71-A240-00-00
	White Enocan switch panel 1 button Boîtier de commande Enocan 1 bouton blanche	80 × 86 mm	20	-	-	-	-	71-B113-00-00
	Enocan 1- or 2-button black switch panel Boîtier de commande Enocan 1 ou 2 boutons noir	88 × 88 × 15	20	-	-	-	-	71-B673-00-00
	Enocan 1- or 2-button white switch panel Boîtier de commande Enocan 1 ou 2 boutons blanc	88 × 88 × 15	20	-	-	-	-	71-B674-00-00
	4 digital signal converter Convertisseur 4 signaux numériques	∅ 53 x 21	20	230V 50Hz	-	max.10 mA	Potential-free digital inputs Entrées numériques sans potentiel	71-A302-00-00
Other / Autres								
	Casambi system walkway to DALI Passerelle du système Casambi à DALI	40 x 36 x 14	20	9,5-22,5V DC	-	DALI	-	71-8051-00-00
	Casambi timer for hourly programming Timer Casambi pour programmations horaires	45 × 58 × 25	20	45 × 12-48 × 25	-	-	-	71-8052-00-00

Light for Life

Lighting control solution based on wireless Bluetooth technology/wi-fi*, depending on the type of product. It can be directly controlled from your smartphone using the app Light for Life — a fast and easy-to-use application. This system is also compatible with all major voice assistants.

Solution de contrôle d'éclairage fondée sur la technologie sans fil Bluetooth/Wi-Fi*, en fonction du type de produit. Permet le contrôle direct par smartphone, à l'aide Light for Life, une application rapide et facile à utiliser. En outre, le système est compatible avec les principaux assistants vocaux.



Functionalities Fonctionnalités






Individually control the luminaires directly from a smartphone.
Contrôle individuel des luminaires directement à partir d'un smartphone.

Control the colour temperature and luminaires' RGB.
Contrôle de la température de couleur et RGB des luminaires.

Create scenes that set the mood at any given time.
Création de scènes pour ajuster l'atmosphère idéale à chaque moment.


























Timer for automatic activation.
Programmations horaires pour activations automatiques.

Light for Life accessories Accessoires Light for Life

		L x W x H mm	IP	V in F (Hz)	Lum. max.	W max.	Protocol	Code		
	Controller 0/1-10V or DALI Variateur 0/1-10 V ou DALI	100 × 38 × 21	20	110-240V 50-60Hz	0-10V: max 10 DALI: max 20	0-10V: max 1000W (220V) max 500W (110V)	0/1-10V DALI	71-8218-00-00		
	ON/OFF relay Relais ON-OFF (marche/arrêt)	88 × 39 × 23	20	110-240V 50-60Hz	-	1100W for 110V	On-Off	71-A189-00-00		
		LED	Tc	P (W)	Lm	V	Hz	Protocol	Optics	Code
	E27 RGBW Wi-Fi light bulb Ampoule E27 RGBW WiFi	E27	RGBW	12	950*	220-240V	50Hz	Light for Life	180°	71-8219-00-00
	GU10 TW Wi-Fi light bulb Ampoule WiFi GU10 TW	GU10	TW	5	345*	220-240V	50Hz	Light for Life	180°	71-8220-00-00
	E14 TW Wi-Fi light bulb Ampoule E14 TW WiFi	E14	TW	5	470*	220-240V	50Hz	Light for Life	200°	71-8221-00-00

Finishes — Finitions

	00	White	Blanc
	01	Gold	Or
	05	Black	Noir
	06	Copper	Cuivre
	08	Green	Vert
	12	Fumé	Fumé
	14	White	Blanc
	15	Amber	Ambré
	21	Chrome	Chrome
	23	Gold	Or
	27	Brass	Laitonné
	34	Grey	Gris
	37	Transparent	Transparent
	45	Matte black anodised	Noir mat anodisé
	55	Alabaster	Albâtre
	60	Black	Noir
	81	Satin nickel	Nickel satiné
	92	Dark ash	Frêne foncé
	93	Light ash	Frêne clair
	AP	Gold	Or
	A1	Grey white	Blanc gris
	A3	Brown grey	Gris brun
	A4	Brick red	Rouge brique
	BW	White	Blanc
	BY	Sand	Sable

	B8	Satin glass	Verre satiné
	CI	Brown	Marron
	CS	Cement grey	Gris ciment
	DI	Textured black	Noir texturé
	DL	Gold	Or
	DN	Matte gold	Or mat
	DO	Polished brass	Laiton poli
	DQ	Textured white	Blanc texturé
	EF	Gold	Or
	EK	Dark gray	Gris foncé
	EM	Stone grey	Gris pierre
	EQ	Light brown	Brun clair
	ES	Natural rattan	Rotin naturel
	ET	Painted gold	Or peint
	EU	Gloss White	Blanc brillant
	EV	Gloss Black	Noir brillant
	EX	Olive grey	Gris olive
	F1	Sandblasted glass	Verre sablé
	F5	Gold	Or
	F9	Sandblasted	Sablé
	GA	Light grey felt	Feutre gris clair
	GB	Dark grey felt	Feutre gris foncé
	G5	Painted glass white interior	Verre peint blanc intérieur
	H13W	Black	Noir
	I9	Speckled taupe	Gris taupe chiné

Finishes — Finitions



J4	Speckled reed green	Vert bambou chiné
----	---------------------	-------------------



K3	Mirror glass	Verre miroir
----	--------------	--------------



L1	Speckled terracota	Terracotta chinée
----	--------------------	-------------------



M1	Opal white	Blanc opale
----	------------	-------------



M3	Anodised	Anodisé
----	----------	---------



T007	White	Blanc
------	-------	-------



U1	Olive Green	Vert Olive
----	-------------	------------



W1	Mahogany Brown	Marron Acajou
----	----------------	---------------

Materials — Matériaux

ABS	ABS	ABS
ACR	Acrylic	Acrylique
AISI304	Stainless steel AISI304	Acier inoxydable AISI 304
AL	Aluminium	Aluminium
ALAB	Alabaster	Albâtre
BR	Brass	Laiton
CON	Concrete	Ciment
FELT	Felt	Feutre
GLA	Glass	Verre
MAR	Marble	Marbre
MIR	Mirror	Miroir
PBT	Polystyrene	Polystyrène
PC	Polycarbonate	Polycarbonate
PC+ABS	Polycarbonate + ABS	Polycarbonate + ABS
PLABS	Plastic	Plastique
PLSTER	Plaster	Plâtre
PMMA	Methacrylate	PMMA
PUR	Polyurethane	Polyuréthane
PVC	PVC	PVC
RATAN	Rattan	Rotin
ST	Steel	Acier
TEX	Textile	Textile
WASHI	Japanese paper	Papier japonais
WOOD	Wood	Bois

N →

BODY MAT

DIF MAT



IP XX

CCT 2700-3000-4000 K

USB

USB C



SWITCH

DOUBLE SWITCH

CABLE SWITCH

MIRROR ZOOM x3

SAFETY BACK

	New feature	Nouveauté
	Structure material	Matériau de la structure
	Diffuser material	Matériau du diffuseur
	Class I	Classe I
	Class II	Classe II
	Equipment included	Équipement compris
	Luminaires with built-in connectivity.	Luminaires à connectivité intégrée.
	The fixings can be used on ceilings of between Xmm and Xmm	Les fixations permettent d'installer le modèle sur des plafonds de X à X mm
	Recess diameter	Diamètre d'encastrement
	Recess dimensions	Coupe d'encastrement
	A coding system that shows the degree of protection that a cover provides against the penetration of solid objects or dust and liquids	Système de codification permettant d'indiquer le degré de protection procuré par une enveloppe contre la pénétration de corps solides, poussières et liquides
	CCT switch	Interrupteur CCT
	USB port	Connexion USB
	USB-C port	Connexion USB-C
	Adjustable	Orientable
	Adjustable	Orientable
	Adjustable	Orientable
	Adjustable	Orientable
	Adjustable	Orientable
	Adjustable	Orientable
	Adjustable	Orientable
	On/off switch	Interrupteur on/off
	Double on/off switch	Interrupteur double allumage
	Light switch on cable	Interrupteur d'allumage sur le câble
	3x magnifying mirror	Miroir grossissant x 3
	The safety backing is a film applied to the reverse of the mirrors to prevent injury caused by glass in the event of breakage.	Le revêtement arrière de sécurité est un film appliqué au dos des miroirs pour éviter les blessures dues au verre en cas de casse.

References Index — Index des références

Reference Référence	Page Page.	Reference Référence	Page Page.	Reference Référence	Page Page.	Reference Référence	Page Page.	Reference Référence	Page Page.
00-0001-XX-XX	210	00-6317-XX-XX	086	00-7688-XX-XX	087	00-8304-XX-XX	197	00-8933-XX-XX	121
00-0002-XX-XX	210	00-6318-XX-XX	086	00-7689-XX-XX	087	00-8305-XX-XX	197	00-8953-XX-XX	121
00-0073-XX-XX	215	00-6319-XX-XX	086	00-7690-XX-XX	087	00-8306-XX-XX	197	00-8976-XX-XX	121
00-0641-XX-XX	210	00-6452-XX-XX	101	00-7691-XX-XX	086	00-8307-XX-XX	197	00-8977-XX-XX	121
00-0642-XX-XX	210	00-6454-XX-XX	101	00-7692-XX-XX	086	00-8317-XX-XX	180	00-8978-XX-XX	121
00-2726-XX-XX	222	00-6455-XX-XX	101	00-7693-XX-XX	086	00-8337-XX-XX	206, 448	00-9003-XX-XX	125
00-2727-XX-XX	222	00-6457-XX-XX	101	00-7694-XX-XX	086	00-8348-XX-XX	164	00-9007-XX-XX	159
00-3642-XX-XX	211	00-6458-XX-XX	101	00-7695-XX-XX	086	00-8364-XX-XX	164	00-9032-XX-XX	138
00-3646-XX-XX	211	00-6460-XX-XX	101	00-7696-XX-XX	086	00-8365-XX-XX	164	00-9033-XX-XX	151
00-3647-XX-XX	211	00-6461-XX-XX	101	00-7727-XX-XX	129	00-8369-XX-XX	164	00-9034-XX-XX	151
00-3648-XX-XX	211	00-6463-XX-XX	101	00-7728-XX-XX	129	00-8373-XX-XX	164	00-9035-XX-XX	151
00-3649-XX-XX	211	00-6666-XX-XX	181	00-7729-XX-XX	129	00-8377-XX-XX	165	00-9036-XX-XX	151
00-3685-XX-XX	222	00-6667-XX-XX	181	00-7730-XX-XX	129	00-8381-XX-XX	164	00-9042-XX-XX	159
00-4037-XX-XX	110	00-6668-XX-XX	181	00-7731-XX-XX	129	00-8385-XX-XX	165	00-9043-XX-XX	159
00-4925-XX-XX	218	00-6669-XX-XX	181	00-7732-XX-XX	129	00-8389-XX-XX	165	00-9044-XX-XX	159
00-4926-XX-XX	218	00-6670-XX-XX	201	00-7742-XX-XX	169	00-8391-XX-XX	143	00-9045-XX-XX	160
00-5456-XX-XX	215	00-6671-XX-XX	201	00-7898-XX-XX	205	00-8392-XX-XX	143	00-9046-XX-XX	160
00-5693-XX-XX	189	00-7382-XX-XX	189	00-7899-XX-XX	205	00-8393-XX-XX	143	00-9047-XX-XX	160
00-5694-XX-XX	189	00-7383-XX-XX	189	00-7900-XX-XX	205	00-8394-XX-XX	143	00-9048-XX-XX	160
00-5695-XX-XX	189	00-7384-XX-XX	189	00-7901-XX-XX	205	00-8395-XX-XX	143	00-9049-XX-XX	160
00-5696-XX-XX	189	00-7385-XX-XX	189	00-7902-XX-XX	205	00-8396-XX-XX	143	00-9050-XX-XX	169
00-5980-XX-XX	110	00-7388-XX-XX	159	00-7903-XX-XX	205	00-8403-XX-XX	109	00-9052-XX-XX	169
00-5981-XX-XX	216	00-7389-XX-XX	159	00-7904-XX-XX	205	00-8404-XX-XX	109	00-9053-XX-XX	169
00-5982-XX-XX	216	00-7390-XX-XX	159	00-7905-XX-XX	205	00-8405-XX-XX	109	00-A017-XX-XX	216
00-5999-XX-XX	185	00-7391-XX-XX	159	00-7977-XX-XX	412	00-8406-XX-XX	109	00-A024-XX-XX	096
00-6000-XX-XX	185	00-7392-XX-XX	159	00-7979-XX-XX	412	00-8410-XX-XX	077	00-A025-XX-XX	096
00-6001-XX-XX	185	00-7393-XX-XX	159	00-7980-XX-XX	412	00-8411-XX-XX	077	00-A026-XX-XX	096
00-6002-XX-XX	185	00-7394-XX-XX	160	00-7981-XX-XX	412	00-8412-XX-XX	078	00-A027-XX-XX	097
00-6010-XX-XX	101	00-7395-XX-XX	160	00-7984-XX-XX	125	00-8413-XX-XX	078	00-A028-XX-XX	097
00-6011-XX-XX	101	00-7396-XX-XX	159	00-7986-XX-XX	125	00-8414-XX-XX	078	00-A041-XX-XX	097
00-6012-XX-XX	101	00-7397-XX-XX	159	00-7992-XX-XX	170	00-8415-XX-XX	078	00-A042-XX-XX	096
00-6013-XX-XX	101	00-7398-XX-XX	160	00-7993-XX-XX	170	00-8513-XX-XX	193	00-A043-XX-XX	096
00-6017-XX-XX	179	00-7399-XX-XX	160	00-8107-XX-XX	115	00-8514-XX-XX	193	00-A044-XX-XX	096
00-6018-XX-XX	179	00-7400-XX-XX	160	00-8108-XX-XX	115	00-8527-XX-XX	179	00-A045-XX-XX	097
00-6019-XX-XX	180	00-7401-XX-XX	160	00-8109-XX-XX	220	00-8528-XX-XX	179	00-A046-XX-XX	097
00-6020-XX-XX	180	00-7402-XX-XX	160	00-8110-XX-XX	220	00-8533-XX-XX	181	00-A047-XX-XX	097
00-6021-XX-XX	180	00-7403-XX-XX	160	00-8248-XX-XX	068	00-8534-XX-XX	181	00-A048-XX-XX	096
00-6066-XX-XX	180	00-7404-XX-XX	160	00-8261-XX-XX	068	00-8535-XX-XX	181	00-A049-XX-XX	096
00-6067-XX-XX	180	00-7405-XX-XX	160	00-8271-XX-XX	068	00-8536-XX-XX	180	00-A050-XX-XX	096
00-6303-XX-XX	087	00-7588-XX-XX	132	00-8276-XX-XX	071	00-8537-XX-XX	181	00-A051-XX-XX	097
00-6304-XX-XX	087	00-7589-XX-XX	132	00-8280-XX-XX	071	00-8541-XX-XX	216	00-A052-XX-XX	097
00-6305-XX-XX	087	00-7590-XX-XX	133	00-8285-XX-XX	071	00-8646-XX-XX	197	00-A053-XX-XX	097
00-6306-XX-XX	086	00-7591-XX-XX	133	00-8292-XX-XX	068	00-8648-XX-XX	197	00-A054-XX-XX	068
00-6307-XX-XX	086	00-7614-XX-XX	137	00-8296-XX-XX	068	00-8656-XX-XX	197	00-A055-XX-XX	068
00-6308-XX-XX	086	00-7615-XX-XX	137	00-8299-XX-XX	068	00-8658-XX-XX	197	00-A056-XX-XX	071
00-6314-XX-XX	087	00-7685-XX-XX	087	00-8301-XX-XX	071	00-8667-XX-XX	197	00-A057-XX-XX	071
00-6315-XX-XX	087	00-7686-XX-XX	087	00-8302-XX-XX	197	00-8669-XX-XX	197	00-A058-XX-XX	068
00-6316-XX-XX	087	00-7687-XX-XX	087	00-8303-XX-XX	197	00-8902-XX-XX	121		

Reference Référence	Page Page.	Reference Référence	Page Page.	Reference Référence	Page Page.	Reference Référence	Page Page.	Reference Référence	Page Page.
00-A059-XX-XX	071	00-A107-XX-XX	073	00-A157-XX-XX	069	05-1508-XX-XX	446	05-7387-XX-XX	246, 303, 450
00-A060-XX-XX	068	00-A108-XX-XX	072	00-A158-XX-XX	069	05-1793-XX-XX	345	05-7388-XX-XX	291
00-A061-XX-XX	068	00-A109-XX-XX	072	00-A159-XX-XX	069	05-1794-XX-XX	345	05-7389-XX-XX	291
00-A062-XX-XX	068	00-A110-XX-XX	072	00-A166-XX-XX	069	05-1796-XX-XX	345	05-7573-XX-XX	336
00-A063-XX-XX	071	00-A111-XX-XX	072	00-A167-XX-XX	069	05-1798-XX-XX	345	05-7574-XX-XX	336
00-A064-XX-XX	069	00-A112-XX-XX	072	00-A168-XX-XX	070	05-2019-XX-XX	342	05-7575-XX-XX	336
00-A065-XX-XX	069	00-A113-XX-XX	072	00-A169-XX-XX	070	05-2703-XX-XX	344	05-7576-XX-XX	336
00-A066-XX-XX	069	00-A114-XX-XX	072	00-A170-XX-XX	070	05-2704-XX-XX	344	05-7582-XX-XX	300
00-A067-XX-XX	069	00-A115-XX-XX	072	00-A171-XX-XX	070	05-2705-XX-XX	344	05-7588-XX-XX	285
00-A068-XX-XX	070	00-A116-XX-XX	072	00-A172-XX-XX	070	05-2706-XX-XX	325	05-7606-XX-XX	310
00-A069-XX-XX	070	00-A117-XX-XX	072	00-A173-XX-XX	070	05-2759-XX-XX	323	05-7641-XX-XX	346
00-A070-XX-XX	070	00-A118-XX-XX	072	00-A174-XX-XX	070	05-2830-XX-XX	326	05-7642-XX-XX	346
00-A071-XX-XX	070	00-A119-XX-XX	072	00-A175-XX-XX	070	05-2831-XX-XX	326	05-7723-XX-XX	258
00-A072-XX-XX	069	00-A122-XX-XX	185	00-A176-XX-XX	067	05-3220-XX-XX	338	05-7742-XX-XX	299
00-A073-XX-XX	069	00-A123-XX-XX	185	00-A177-XX-XX	067	05-3980-XX-XX	343	05-7830-XX-XX	442
00-A074-XX-XX	069	00-A124-XX-XX	185	00-A178-XX-XX	067	05-4401-XX-XX	343	05-7831-XX-XX	442
00-A075-XX-XX	069	00-A125-XX-XX	185	00-A179-XX-XX	067	05-4755-XX-XX	325	05-7832-XX-XX	442
00-A076-XX-XX	069	00-A126-XX-XX	068	00-A180-XX-XX	067	05-5085-XX-XX	286	05-7833-XX-XX	442
00-A077-XX-XX	069	00-A127-XX-XX	068	00-A181-XX-XX	067	05-5296-XX-XX	327	05-7834-XX-XX	442
00-A078-XX-XX	069	00-A128-XX-XX	068	00-A182-XX-XX	067	05-5306-XX-XX	302	05-7982-XX-XX	322
00-A079-XX-XX	069	00-A129-XX-XX	068	00-A183-XX-XX	067	05-5307-XX-XX	302	05-7983-XX-XX	440
00-A080-XX-XX	070	00-A130-XX-XX	071	00-A184-XX-XX	073	05-5478-XX-XX	252	05-8102-XX-XX	279
00-A081-XX-XX	070	00-A131-XX-XX	071	00-A185-XX-XX	073	05-5693-XX-XX	280	05-8103-XX-XX	279
00-A082-XX-XX	070	00-A132-XX-XX	071	00-A186-XX-XX	073	05-5964-XX-XX	339	05-8104-XX-XX	279
00-A083-XX-XX	070	00-A133-XX-XX	071	00-A187-XX-XX	073	05-5965-XX-XX	339	05-8249-XX-XX	065
00-A084-XX-XX	070	00-A134-XX-XX	068	00-A188-XX-XX	073	05-6069-XX-XX	342	05-8250-XX-XX	065
00-A085-XX-XX	070	00-A135-XX-XX	068	00-A189-XX-XX	073	05-6193-XX-XX	324	05-8255-XX-XX	065
00-A086-XX-XX	070	00-A136-XX-XX	071	00-A190-XX-XX	073	05-6395-XX-XX	444	05-8279-XX-XX	066
00-A087-XX-XX	070	00-A137-XX-XX	071	00-A191-XX-XX	073	05-6396-XX-XX	444	05-8329-XX-XX	312
00-A088-XX-XX	067	00-A138-XX-XX	068	00-A192-XX-XX	073	05-6397-XX-XX	444	05-8335-XX-XX	250
00-A089-XX-XX	067	00-A139-XX-XX	068	00-A193-XX-XX	073	05-6398-XX-XX	444	05-8336-XX-XX	250
00-A090-XX-XX	067	00-A140-XX-XX	068	00-A194-XX-XX	073	05-6399-XX-XX	340	05-8337-XX-XX	448
00-A091-XX-XX	067	00-A141-XX-XX	068	00-A195-XX-XX	073	05-6405-XX-XX	340	05-8338-XX-XX	448
00-A092-XX-XX	067	00-A142-XX-XX	068	00-A196-XX-XX	072	05-6408-XX-XX	340	05-8339-XX-XX	320
00-A093-XX-XX	067	00-A143-XX-XX	068	00-A197-XX-XX	072	05-6411-XX-XX	340	05-8348-XX-XX	295
00-A094-XX-XX	067	00-A144-XX-XX	071	00-A198-XX-XX	072	05-6420-XX-XX	316	05-8356-XX-XX	270
00-A095-XX-XX	067	00-A145-XX-XX	071	00-A199-XX-XX	072	05-6421-XX-XX	316	05-8357-XX-XX	270
00-A096-XX-XX	073	00-A146-XX-XX	069	00-A200-XX-XX	072	05-6424-XX-XX	319	05-8358-XX-XX	272
00-A097-XX-XX	073	00-A147-XX-XX	069	00-A201-XX-XX	072	05-6428-XX-XX	317	05-8359-XX-XX	270
00-A098-XX-XX	073	00-A148-XX-XX	069	00-A202-XX-XX	072	05-6488-XX-XX	321	05-8360-XX-XX	271
00-A099-XX-XX	073	00-A149-XX-XX	069	00-A203-XX-XX	072	05-7366-XX-XX	327	05-8361-XX-XX	271
00-A100-XX-XX	073	00-A150-XX-XX	070	00-A204-XX-XX	072	05-7367-XX-XX	327	05-8362-XX-XX	271
00-A101-XX-XX	073	00-A151-XX-XX	070	00-A205-XX-XX	072	05-7370-XX-XX	341	05-8363-XX-XX	271
00-A102-XX-XX	073	00-A152-XX-XX	070	00-A206-XX-XX	072	05-7380-XX-XX	306	05-8397-XX-XX	318
00-A103-XX-XX	073	00-A153-XX-XX	070	00-A207-XX-XX	072	05-7381-XX-XX	306	05-8399-XX-XX	334
00-A104-XX-XX	073	00-A154-XX-XX	069	05-0070-XX-XX	342	05-7382-XX-XX	306	05-8400-XX-XX	334
00-A105-XX-XX	073	00-A155-XX-XX	069	05-0071-XX-XX	343	05-7383-XX-XX	306		
00-A106-XX-XX	073	00-A156-XX-XX	069	05-1507-XX-XX	446	05-7385-XX-XX	280		

Reference Référence	Page Page.	Reference Référence	Page Page.	Reference Référence	Page Page.	Reference Référence	Page Page.	Reference Référence	Page Page.
05-8401-XX-XX	334	05-A076-XX-XX	257, 436	15-6433-XX-XX	213, 241	15-A135-XX-XX	229	71-7660-XX-XX	300
05-8402-XX-XX	326	05-A077-XX-XX	257, 436	15-7590-XX-XX	133	15-A136-XX-XX	229	71-8318-XX-XX	179, 180
05-8507-XX-XX	318	05-A078-XX-XX	304	15-7592-XX-XX	133	15-A137-XX-XX	228	71-8410-XX-XX	077
05-8509-XX-XX	308	10-1523-XX-XX	376	15-7593-XX-XX	133	15-A138-XX-XX	228	71-8411-XX-XX	077
05-8510-XX-XX	314	10-1940-XX-XXXX	383	15-7596-XX-XX	133	15-A139-XX-XX	228	71-8412-XX-XX	077
05-8511-XX-XX	328	10-3273-XX-XX	376	15-7598-XX-XX	133	15-A140-XX-XX	229	71-8417-XX-XX	077
05-8512-XX-XX	328	10-4755-XX-XX	375	15-7599-XX-XX	133	15-A141-XX-XX	229	71-8418-XX-XX	077
05-8513-XX-XX	284	10-4759-XX-XX	386	15-7602-XX-XX	133	15-A142-XX-XX	229	71-8419-XX-XX	077
05-8515-XX-XX	303	10-5076-XX-XXXX	382	15-7604-XX-XX	133	15-A143-XX-XX	228	71-8420-XX-XX	077
05-8540-XX-XX	330	10-6011-XX-XX	354	15-7605-XX-XX	133	15-A144-XX-XX	228	71-8421-XX-XX	077
05-9007-XX-XX	291	10-6420-XX-XX	373	15-7723-XX-XX	087	15-A145-XX-XX	228	71-8422-XX-XX	077
05-A000-XX-XX	339	10-7385-XX-XX	370	15-7982-XX-XX	250	15-A146-XX-XX	229	71-8497-XX-XX	064
05-A001-XX-XX	339	10-7582-XX-XX	374	15-8330-XX-XX	245, 301	15-A147-XX-XX	229	71-8498-XX-XX	064
05-A006-XX-XX	342	10-7606-XX-XX	372	15-8331-XX-XX	245, 301	20-7612-XX-XX	137	71-8510-XX-XX	328
05-A011-XX-XX	274, 438	10-7742-XX-XX	356	15-8513-XX-XX	249	20-7613-XX-XX	137	71-9003-XX-XX	125
05-A013-XX-XX	065	10-7982-XX-XX	377	15-8514-XX-XX	249	25-1940-XX-XXXX	429	71-9006-XX-XX	125
05-A014-XX-XX	066	10-8102-XX-XX	361	15-8902-XX-XX	235	25-2934-XX-XX	418	75-5314-XX-XX	451
05-A015-XX-XX	065	10-8106-XX-XX	365	15-8933-XX-XX	235	25-4755-XX-XX	413	75-8508-XX-XX	452
05-A016-XX-XX	065	10-8327-XX-XX	393	15-8953-XX-XX	235	25-4759-XX-XX	434	PAN-157-XX	335, 386
05-A017-XX-XX	066	10-8350-XX-XX	386	15-8976-XX-XX	235	25-5076-XX-XXXX	428	PAN-159-XX	434
05-A018-XX-XX	066	10-8516-XX-XX	381	15-8977-XX-XX	235	25-5693-XX-XX	420	PAN-161-XX	386
05-A019-XX-XX	066	10-8518-XX-XX	381	15-8978-XX-XX	235	25-6420-XX-XX	422	PAN-161-XXXX	386
05-A020-XX-XX	065	10-8519-XX-XX	381	15-A022-XX-XX	213, 241	25-7385-XX-XX	420	PAN-175-XX	335
05-A021-XX-XX	066	10-8540-XX-XX	384	15-A023-XX-XX	213, 241	25-7582-XX-XX	423	PAN-176-XX	335, 386
05-A022-XX-XX	065	10-9055-XX-XX	369	15-A037-XX-XX	213, 241	25-7742-XX-XX	414	PAN-177-XX	335, 386
05-A023-XX-XX	065	10-9505-XX-XX	369	15-A038-XX-XX	213, 241	25-8102-XX-XX	416	PAN-178-XX	335
05-A024-XX-XX	066	10-A001-XX-XX	400	15-A039-XX-XX	213, 241	25-8106-XX-XX	413	PAN-179-XX	335, 386
05-A025-XX-XX	066	10-A002-XX-XX	353	15-A040-XX-XX	213, 241	25-8350-XX-XX	434	PAN-181-XX	434
05-A026-XX-XX	279	10-A003-XX-XX	353	15-A125-XX-XX	238, 264	25-8394-XX-XX	412	PAN-183-XX	434
05-A027-XX-XX	279	10-A004-XX-XX	353	15-A126-XX-XX	238, 264	25-8520-XX-XX	427	PAN-184-XX	434
05-A028-XX-XX	279	10-A005-XX-XX	353	15-A127-XX-XX	238, 264	25-8521-XX-XX	427	PAN-219-XX	335, 386
05-A029-XX-XX	065	10-A006-XX-XX	361	15-A128-XX-XX	239, 265	25-8522-XX-XX	427	PAN-232-XX	330
05-A030-XX-XX	065	15-0073-XX-XX	251	15-A129-XX-XX	239, 265	25-8540-XX-XX	430	PAN-233-XX	384
05-A031-XX-XX	065	15-0074-XX-XX	251	15-A130-XX-XX	239, 265	25-8566-XX-XX	412	PAN-234-XX	430
05-A032-XX-XX	066	15-4370-XX-XX	454	15-A131-XX-XX	228	25-8567-XX-XX	412		
05-A033-XX-XX	066	15-4922-XX-XX	221, 246	15-A132-XX-XX	228	25-A001-XX-XX	405		
05-A034-XX-XX	066	15-4924-XX-XX	221, 246	15-A133-XX-XX	228	25-A002-XX-XX	405		
05-A035-XX-XX	065	15-6196-XX-XX	213, 241	15-A134-XX-XX	229	25-A026-XX-XX	416		
05-A036-XX-XX	065					25-A076-XX-XX	406		
05-A037-XX-XX	065					71-0073-XX-XX	215, 251, 323		
05-A038-XX-XX	065					71-4695-XX-XX	221		
05-A039-XX-XX	065					71-5456-XX-XX	215		
05-A040-XX-XX	065					71-5967-XX-XX	215		
05-A041-XX-XX	066					71-6022-XX-XX	179		
05-A042-XX-XX	066					71-6196-XX-XX	213		
05-A043-XX-XX	066								
05-A044-XX-XX	066								
05-A045-XX-XX	066								



Brand Corner

LedsC4

bover
barcelona lights

CARANDINI

HORMIPRESA

Coveright

VILAGRASA

Resol

plasdfur

CVmédica®

ONDULADOS
ARME, S.L.

FIGUERAS

b&b
trends

precintia

SCHMITZ | WILA

INDOX

LedsC4 is part of Brand Corner industrial group, a dynamic family business group founded in 1987 with a large international presence and global business vision.

Brand Corner operates in more than 140 countries, has 15 production centres and employs more than 2,000 professionals who develop projects around the world.

LedsC4 appartient au groupe industriel Brand Corner, une entreprise dynamique au noyau familial et entrepreneurial fondée en 1987, qui a une large présence internationale et une vision commerciale globale.

Brand Corner exerce son activité dans plus de 140 pays, possède 15 centres de production et emploie plus de 2 000 professionnels qui développent des projets dans le monde entier.

Customer Service

Spain

+34 973 468 101
spain@ledsc4.com

Europe

+34 973 468 102
europe@ledsc4.com

Latin America

+34 973 468 115
sudamerica@ledsc4.com

LedsC4 Centro Innovación Madrid

Pol. Industrial Ventorro del Cano
Calle Cercedilla 11 Nave1
28925 Alcorcón, Madrid

Colombia

601+3441723

Poland

Leds Polska Sp. z o.o.
Ul. Kasztanowa 44
05-816 Michalowice-Wies POLAND
+48 71 733 64 01
biuro@ledsc4.pl

United Kingdom

Free phone: 0808 234 2641
uk@ledsc4.com

Italy

Toll-free: 800 784 275
italia@ledsc4.com

Asia Pacific

+34 973 468 116
asiapacific@ledsc4.com

Canada

Toll-free: +1-866-5636666
CustomerServiceUS@ledsc4.com

Germany

ImWissenschaftspark
Deutschland GmbH
Munscheidstraße 14
45886 Gelsenkirchen GERMANY
+49 209 882 99 021
deutschland@ledsc4.com

Asia Pacific

8 Robinson Road
#03-00 ASO Building
048544 SINGAPORE
+34 973468116

France

+34 973 468 130
france@ledsc4.com

Portugal

+34 973 468 102
portugal@ledsc4.com

Africa

+34 973 468 116
africa@ledsc4.com

United States

Toll-free: +1-888-3710243
CustomerServiceUS@ledsc4.com

Middle East

Fortune Executive Tower
Cluster T - Office 204
Jumeirah Lake Towers
PO 336910 Dubai - UAE
+971 4458 4272

South Africa

Office 111, Regus Business Centre
(AMR Building)
3 Concorde Road East
2007 Bedfordview SOUTH AFRICA
+27100075231
SouthAfrica@ledsc4.com

Art direction
Direction artistique —
HWO Studio

Graphic design
Design graphique —
HWO Studio
Pau Aguilar Amorós

Maquetación
Paginação —
Pau A. A.

Interactivity
Interactivité —
Roger Alemany

Photography
Photographie —
Jordi Anguera
Enric Badrinas
Isabel Casanova
Maria Dias
Leo García
Salva López
Javier Márquez
Laura Pardo
Jordi Solé
Marçal Vaquer
Marta Vidal

Typography
Typographie —
Gliiko Modern L
Maison Neue

Edition
Édition —
December 2023
Copyright © Ledsc4 2023
All rights reserved

To complete your project with Indoor and Outdoor solutions, consult our Architectural Collection 2024/2025 catalogue.

For special projects and customisable products, contact our sales team.

Due to the constant technological developments in LED technology, product technical data may vary over time. We recommend you consult the technical data sheet for each product on our website (www.ledsc4.com) to read more about the latest version.

All rights reserved. No part of this book may be reproduced in any form, either paper or electronic, without the prior consent of the publisher or the rights holder.

Pour compléter votre projet avec des solutions pour intérieur et extérieur, consultez notre catalogue Architectural Collection 2024/2025.

Pour des projets spéciaux et des produits personnalisables, contactez notre équipe commerciale.

En raison de l'évolution constante de la technologie LED, les données techniques des produits peuvent varier dans le temps. Nous recommandons de consulter la fiche technique disponible sur le site Internet (www.ledsc4.com) pour disposer d'une version à jour.

Tous droits réservés. Aucune partie de ce document ne peut être reproduite sous format papier ou électronique sans le consentement préalable de l'éditeur ou du titulaire des droits d'auteur.

Press

comunicacion@ledsc4.com

Suppliers

+ 34 973 468 113

Ledsc4 S.A.
Afores s/n 25750 Torà. Lleida – Spain
+34 973 468 100
ledsc4@ledsc4.com
ledsc4.com

Instagram: [instagram.com/leds_c4/](https://www.instagram.com/leds_c4/)
Facebook: [facebook.com/ledsc4.sa](https://www.facebook.com/ledsc4.sa)
Linkedin: [linkedin.com/company/leds-c4](https://www.linkedin.com/company/leds-c4)
Twitter: twitter.com/ledsc4
Pinterest: [pinterest.com/ledsc4/](https://www.pinterest.com/ledsc4/)

Light for better living

LedsC4.com