

ROBUS[®]



2023

**WE ALWAYS
DO WHAT WE SAY
WE WILL DO**



OUR VISION

At ROBUS, we are driven by our vision of being our customers' most trusted LED lighting brand. To achieve this, we drive a culture of continuous improvement with our people and create a 'best-in-class' mindset across our business. Through this we will naturally live our value proposition. This is why our customers always TRUST ROBUS.

CONTENTS

INTRODUCTION 10	NEW PRODUCTS 32	ROBUS CONNECT ROBUS connect 38	ROBUS HUMANITAS HUMANITAS 64
ROBUS LINX ROBUS LINX 84	COMMERCIAL 98	INDUSTRIAL 134	DOWNLIGHTS 176
SURFACE FITTINGS 234	OUTDOOR 268	LED FLEXI-STRIP 304	TRACK & PROJECTORS 372
KITCHEN & FURNITURE 390	BATHROOM 398	EMERGENCY 412	LAMPS 440
LIGHTING CONTROLS 444	LIGHTING ACCESSORIES 464	GENERAL INFO 468	

PRODUCT CONTENTS

ROBUS CONNECT

44

SWITCH
CONNECT



46

VEGAS
CONNECT



48

PULSE
CONNECT



50

PULSE CONNECT
STRIP KIT



51

PULSE CONNECT
DIGITAL STRIP KIT



52

ULTIMUM
CONNECT



54

RX200D
CONNECT



57

PLUG
CONNECT



58

DOOR SENSOR
CONNECT



59

PIR
CONNECT



60

CAMERA
CONNECT



61

CAMERA
CONNECT IP65



62

DOORBELL
CONNECT



63

CHIME
CONNECT



ROBUS HUMANITAS

75

MODUM
HUMANITAS



76

SPACE
HUMANITAS




77

GRANADA
HUMANITAS



79

OWL
HUMANITAS



80

SCHOLAR
HUMANITAS



82

STRIP
HUMANITAS



ROBUS LINX

90

LINX
LIGHTING

ROBUS
LINX 

91

LINX 3 CHANNEL
POWER MONITORING CONTROLLER



92

LINX 1 CHANNEL
POWER MONITORING CONTROLLER



94

LINX IP65 MICROWAVE
MOTION SENSOR



95

LINX IP65 PHOTOCELL
/ DAYLIGHT SENSOR



96

LINX ZIGBEE SCENE
CONTROLLER



97

LINX IP20
MULTI FUNCTION



PRODUCT CONTENTS

COMMERCIAL

100

ATMOS
LED PANEL



104

DALLAS LED
BACKLIT PANEL



108

SPACE
UGR PANEL



110

STELLAR LED
INDIRECT PANEL



112

SPEEDBEAM
IP20 BATTEN



114

SPEEDBEAM PLUS
IP20 BATTEN



116

ALEXANDER
LED BATTEN



118

CAESAR
LED BATTEN



120

TOUCAN
LED BATTEN



124

EARL LED CCT3
SELECTABLE BATTEN



126

SCHOLAR
LED BATTEN



COMMERCIAL

128

ELEVATE
PANEL



130

HORIZON
LINEAR



INDUSTRIAL

136

HARBOUR LED
CORROSION PROOF



142

HARBOUR DUO LED
CORROSION PROOF



144

SULTAN LED
CORROSION PROOF



148

VULCAN LED
CORROSION PROOF



150

VULCAN LED CORROSION
PROOF - 4FT AND 2FT



152

VULCAN LED CORROSION
PROOF - 5FT AND 6FT



154

360° PIR



155

PIR REMOTE
CONTROL



INDUSTRIAL

156

LAZER 2 LED
VAPOUR PROOF



158

SONIC4 LED
HIGHBAY



162

SONIC LED
MULTIBAY



163

POWERBAY LED
HIGH BAY



164

COSMIC LED
FLOOD LIGHT



168

COSMIC
ASYMMETRIC LED FLOOD LIGHT



170

KINGSTON LED
LOW BAY



172

PRISMOID LED
LINEAR HI-RACK



174

FALCON LED
WALL LIGHT



PRODUCT CONTENTS

DOWNLIGHTS

180

ULTIMUM+
LED FIRE RATED



204

ROXANA LED CCT3
SELECTABLE DOWNLIGHT



224

DEXTER
LED



181

ULTIMUM TILT+
LED FIRE RATED



205

TAYLOR LED
CCT3 SELECTABLE



226

ZAK MAINS
VOLTAGE



182

ULTIMUM LED
FIRE RATED



206

GEM LED
CCT4 DOWNLIGHT



228

SALLY
MAINS VOLTAGE



185

ULTIMUM DUAL
WATTAGE FIRE RATED



209

DRACO LED DIM TO
WARM DOWNLIGHT



230

RIDA
MAINS VOLTAGE



188

RAMADA LED
FIRE RATED



210

CAVAN LED
CCT3 SELECTABLE



SURFACE FITTINGS

190

TRIUMPH SLIM
FIRE RATED



211

CAVAN LED CCT3
SELECTABLE TILT



236

GOLF
LED



192

TRIUMPH ACTIVATE™
LED FIRE RATED



214

MIRA DUAL WATTAGE
LED CCT4 DOWNLIGHT



240

GOLF LED
CCT3 SELECTABLE



197

CAPELLA
FIRE RATED



216

STUDIO LED CCT3
SELECTABLE DIMMABLE



242

GOLF LED
CCT3 MODULAR



198

STARLING PREMIUM
FIRE RATED



218

VIRTUE
LED DOWNLIGHT



244

GOLF
LED SLIM



200

STARLING PREMIUM
FIRE RATED - DIRECTIONAL



220

SUN CIRCULAR
LED PANEL



246

GOLF LED
RETROFIT TRAY



202

STARLING PREMIUM
FIRE RATED - SHOWER



222

GRANADA
UGR≤19 LED



247

LUNATE LED QUAD
POWER FITTING



PRODUCT CONTENTS

SURFACE FITTINGS

250

ORB LED CCT3
SURFACE FITTING



252

HAWK
LED



254

HAWK LED
DUAL POWERED



256

EAGLE
LED 7W & 10W



257

EAGLE
LED 14W



258

EAGLE
LED 24W



260

PORTAL
LED



262

ROCCO
LED



264

COMPACT
LED ROUND



265

COMPACT
LED SQUARE



267

OYSTER
LED



OUTDOOR

270

REMY LED
FLOOD LIGHT



274

HILUME LED
FLOOD LIGHT



278

OHIO LED
BULKHEAD



280

SOL SOLAR LED
WALL LIGHT



282

ORB LED CCT3
SURFACE FITTING



284

WHITESTAR
BULKHEAD



286

TOGA LED
BULKHEAD




287

TRALEE GU10
WALL LIGHT



288

TWLIGHT LED
WALL LIGHT



290

APEX LED WALL
& SPIKE LIGHT



292

ECLIPSE LED
WALL LIGHT



293

BEACON LED
BOLLARD



294

ORIENT LED
BOLLARD




296

VITA CIRCULAR
LED KIT



298

EWOK LED
GROUND LIGHTS



299

ASYMMETRIC LED
GROUND LIGHT



300

TIBO LED
BRICK LIGHT



302

GARDEN SPIKES
AND SPOT LIGHT



PRODUCT CONTENTS

FLEXI-STRIP

310

VEGAS EXPRESS IP20



338

VEGAS LED DRIVERS



358

PULSE CONNECT



312

VEGAS EXPRESS IP67



342

VEGAS LED CONTROLLERS




359

PULSE CONNECT STRIP KIT



314

VEGAS 12V WHITE



344

VEGAS LED 4 CHANNEL RECEIVER



360

PULSE CONNECT DIGITAL STRIP KIT



316

VEGAS 24V WHITE



345

VEGAS LED 4 ZONES RF REMOTE



362

VEGAS LED EXTRUSIONS



318

VEGAS 12V & 24V LED RGB



346

VEGAS LED AMPLIFIERS



364

VEGAS LED END CAPS AND CLIPS



320

VEGAS 24V LED RGBW



348

VEGAS DMX



322

VEGAS 12V & 24V TUNABLE WHITE



349

VEGAS LED WIFI CONTROLLER



324

VEGAS 24V LONG RUN



350

VEGAS LED ACCESSORIES



328

VEGAS LED ACCESSORIES



352

ATLANTIC AC STRIP



334

MACAU 24V COB FLEXI-STRIP



356

PULSE 12V DC LED FLEXI-STRIP



336

MACAU ACCESSORIES



357

PULSE 12VDC LED PIR



PRODUCT CONTENTS

TRACKS & PROJECTORS

374

TROY LED TRACK PROJECTOR



376

TREK LED TRACK PROJECTOR



378

TRAM LED TRACK PROJECTOR



380

ACORN SINGLE CIRCUIT SPOTS & KITS



382

PETITE SINGLE CIRCUIT SPOTS & KITS



384

TRACK



387

TRACK ACCESSORIES



KITCHEN & FURNITURE

392

SPEAR CCT2 LED STRIPLIGHT



394

COMMODORE LED CABINET LIGHT



397

ROYAL LED CABINET DOWNLIGHT



BATHROOM

400

STARLING FIRE RATED SHOWER DOWNLIGHT



404

ROBIN SHOWER DOWNLIGHT 12V



405

ROBIN SHOWER GU10 DOWNLIGHT



406

DIVA LED OVER MIRROR LIGHT



407

DIVA LED DUAL VOLTAGE SHAVER LIGHT



408

ESTONE SHAVER LIGHT



409

TOILET ALARM



410

HELM HAND DRYER



EMERGENCY

416

EBLANA EMERGENCY LED BULKHEAD



418

SAPPHIRE BULKHEAD



419

LED EXIT BOX



420

REX EXIT BOX



422

BLADE DUAL TEST



423

SWISS EXIT BLADE



424

LED BULKHEADS



426

DESMOND LED



427

CARINA EMERGENCY DOWNLIGHT



428

AVIOR SURFACE EMERGENCY DOWNLIGHT



429

FINCH LED TWINSPOOT



PRODUCT CONTENTS

EMERGENCY

430

MUSTER IP65
LED TWINSPOOT



431

EMERGENCY
PACK



432

HIGHBAY
EMERGENCY PACK



LAMPS

442

DELPHI DIMMABLE
LED LAMP



443

DELPHI NON-
DIMMABLE LED LAMP



LIGHTING CONTROLS

446

PROTON INTERNAL
360° PIR



447

PROTON INTERNAL
360° FLUSH FRONT



448

UNIVERSAL 360° PIR
PRESENCE DETECTOR



449

PROTON MOTION
DETECTOR 360° RECESSED



450

PROTON MOTION
DETECTOR 360° SURFACE



451

EXTERNAL
PIR



452

PROTON EXTERNAL
MULTI-DIRECTIONAL 180° PIR



455

PROTON 180° EXTERNAL
PIR WALL MOUNTED



456

PROTON 360° WALL
/ CEILING MOUNT



457

RADAR MICROWAVE
SENSORS



458

DAYLIGHT
HARVEST SENSOR



459

MOTION SENSOR
(PIR AND MW)



460

SWIFT
CONNECTOR



461

LOADPRO 250W
DIMMER



462

DIMMER
SWITCH



ACCESSORIES

466

HOLDERS,
THERMOSTAT & SOCKETS



467

CLIPS & GLANDS





Mick Slein
CEO, ROBUS

WE ALWAYS DO WHAT WE SAY WE WILL DO.

**THE LED GROUP
IS A GROWING
INTERNATIONAL
LIGHTING COMPANY
ESTABLISHED IN 1984.**

**WE ARE THE LARGEST
IRISH LIGHTING
COMPANY IN THE
WORLD WITH PROUD,
LONG LASTING
RELATIONSHIPS ACROSS
IRELAND, THE UK,
EUROPE, THE MIDDLE
EAST, AUSTRALIA, NEW
ZEALAND AND CHINA.**

At ROBUS, we are driven by our vision of being our customers' most trusted LED lighting brand. To achieve this, we drive a culture of continuous improvement with our people and create a 'best-in-class' mindset across our business. Through this we will naturally live our value proposition. This is why our customers always TRUST ROBUS.

The LED Group has developed the globally successful ROBUS brand of products sold through the electrical wholesale market. ROBUS has a reputation for energy efficient commercial and residential solutions, supported by world-class customer service in more than 40 countries around the world.


Located in Dublin is our 10,000sqm head office and distribution centre. We also have distribution and offices in the UK, Australia, China, France, Benelux, South Africa, New Zealand and the Middle East, servicing over 3,000 stockists and tens of thousands of installers. We employ more than 250 talented people around the world, working with us to grow our business and nurture the ROBUS brand. Our global presence enables us to meet the current and future needs of our customers and the aspirations of our people.

The LED Group is a member of the EMDA in Ireland, the EDA, The Lighting Association and LIA in the UK and The Lighting Council in Australia – lighting bodies worldwide creating and promoting industry standards.

**I ENJOY WORKING
WITHIN THE TEAM
AT ROBUS.
I BELIEVE IN
THE PRODUCTS
THAT ROBUS
SELL, THE
VALUE AND
THE SUPPORT
THE COMPANY
HAS GIVEN
MYSELF AND
MY CUSTOMERS
FOR THE PAST
THIRTEEN AND A
HALF YEARS.**

Steve

Steve Thomas
AREA SALES MANAGER

A close-up portrait of Leigh Morrin, a middle-aged man with short, graying hair and a friendly smile. He is wearing a light blue button-down shirt. The background is plain white.

**OVER THE LAST 21
YEARS, I HAVE
BEEN PART OF A
BUSINESS THAT
HAS TRULY
DEVELOPED
GLOBALLY.
THE KEY
BEHIND ITS
SUCCESS HAS
BEEN THE UNITY
WITHIN. I'M PROUD
TO SAY I WORK FOR
ROBUS AND THAT I AM
PART OF A BUSINESS
THAT CONTINUES
TO DRIVE ITS
SUCCESS.**

Leigh

Leigh Morrin
REGIONAL DIRECTOR - NORTHERN



ONE OF MY BIGGEST ACHIEVEMENTS WAS, WITH THE SUPPORT AND COOPERATION FROM MANY OTHER TEAMS IN THE BUSINESS, DEVELOPING THE ROBUS VEGAS LED FLEXI-STRIP RANGE WHICH CONTINUES TO BE AN INDUSTRY BEST SELLER.

Malwina Albińska
NPD PROJECT EXECUTIVE

Mal

I LOVE EVERY PART OF MY JOB. EVEN AFTER 18 YEARS IN ROBUS, I'M HAPPIEST AT THE END OF THE WEEK KNOWING EVERY CUSTOMER RECEIVED EXACTLY WHAT THEY ORDERED, ON TIME. THAT MAKES ME HAPPY.

Jamie

Jamie Rooney
DISPATCH TEAM LEAD

**THE CULTURE CREATED
BY ROBUS BEING A
FAMILY OWNED AND
RUN BUSINESS
IS UNLIKE
ANYTHING
I HAVE
EXPERIENCED
IN MY CAREER
AND ITS
UNIQUENESS
IS WHY I LOVE
WORKING HERE.**

Roger



Roger Harold
REGIONAL DIRECTOR - SOUTH EAST

SUSTAINABILITY

WHAT ARE WE DOING TO BECOME MORE SUSTAINABLE?

ESG Project was launched in September 2021 with the aim of developing a cohesive company wide system to manage the seven core subjects of ESG as per the ISO26000:2010 guidelines.

ORGANISATIONAL GOVERNANCE



Establishing a global team that will map out short, medium and long term goals and objectives for the ESG Project.

LABOUR PRACTICES



Managing all policies and practices relating to work performed within, by or on behalf of the organisation, including subcontracted work in accordance with international labour laws.

HUMAN RIGHTS



With the aim of respecting & maintaining human rights we are further developing the policies and practices currently in place to improve the fundamental principles and rights at work both internally and within our sphere of influence.

FAIR OPERATING PRACTICES



Ensure that the company behaves ethically in all business dealings, promotes honest, transparent work practices and works with its business partners to prevent corruption.

THE ENVIRONMENT



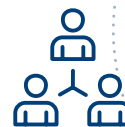
Further expanding our environmental management system to negate any negative impact caused by the organisation's activities and actions including:

- Moving to a fully EV / PHEV fleet of company vehicles
- Only using carriers with certified EMS's (EG. ISO14000)
- Optimising our deliveries
- Reviewing all packaging to eliminate single use or non-recyclable plastics
- Carbon neutral since 2022

CONSUMER ACTIONS

Ensuring that our customers are respected and protected through the provision of high quality, safe and accurately marketed products including

- Maintaining our certified QMS (Quality Management System) as per ISO90001 and LIAQA Certification
- Ensuring new product development focusses on delivering high quality, safe, reliable, energy efficient (LED) and sustainable products.

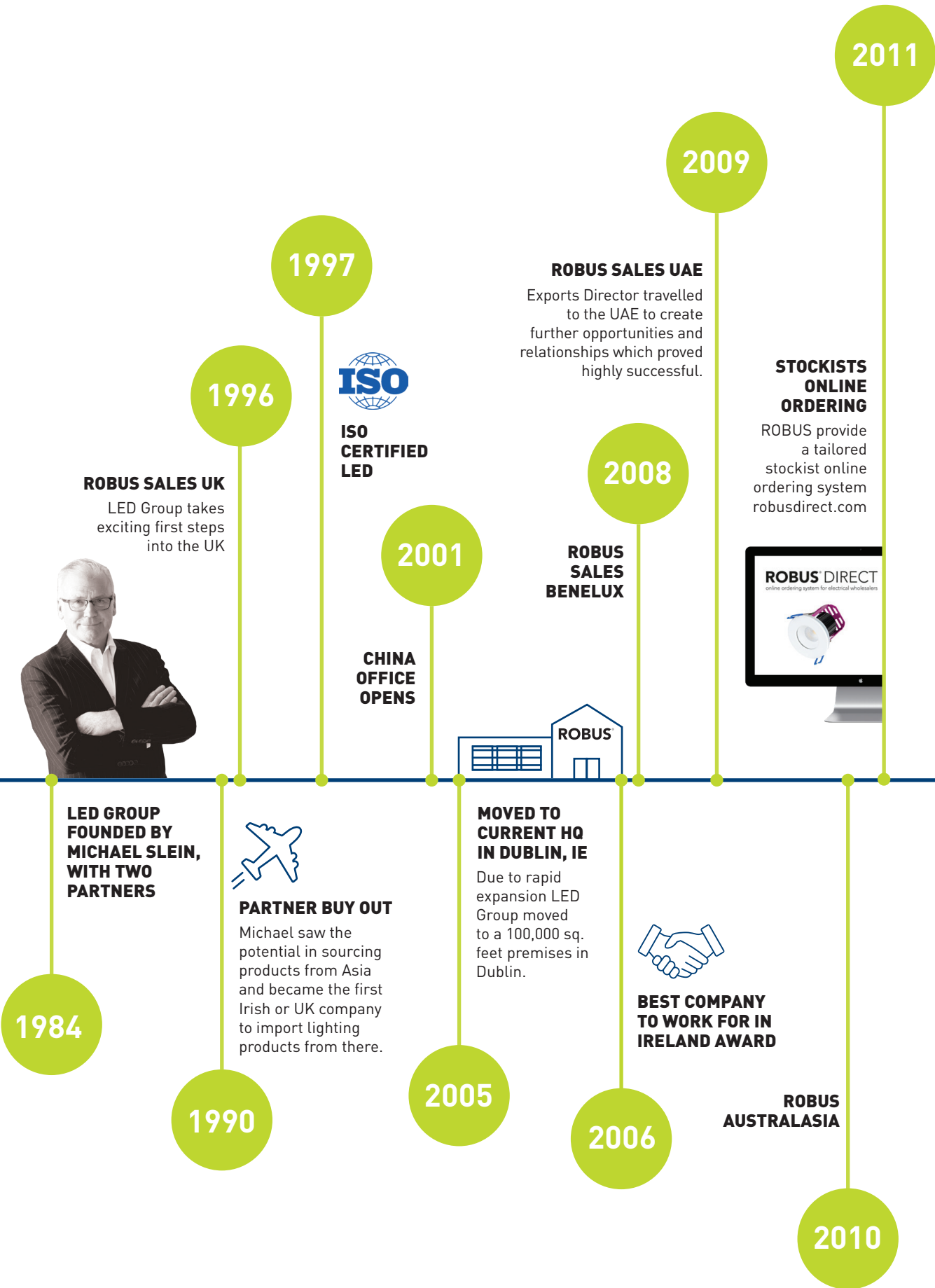


COMMUNITY INVOLVEMENT & DEVELOPMENT

From a lighting industry perspective ROBUS are highly involved with the LIA and LAI. In terms of community development, we support and encourage a number of local charities including SOAR, Together Academy and The Down Syndrome Centre to educate our staff on the organisations needs and goals.



LED GROUP TIMELINE



LED GROUP TIMELINE

2013

VISITOR CENTRE

Dublin HQ opens our first state of the art visitor centre, with products on display & a meeting venue for customers & customer's customers. Our house is your house!

2022



ROBUS IS CARBON NEUTRAL

2017

ROBUS GO

The ROBUS GO loyalty app for electrical contractors was launched.



ROBUS ACHIEVES RECORD SALES



ROBUS HUMANITAS LAUNCHES

ROBUS HUMANITAS a human centric lighting system



ROBUS LINX LAUNCHES

ROBUS LINX is a commercial smart lighting system

2014

ROBUS SALES FRANCE, BALTICS & SCANDINAVIA

Deloitte.

DELOITTE BEST MANAGED COMPANIES AWARD



DISTRIBUTION CENTRES (UK & NZ)



INNOVATION CENTRE OPENS IN DUBLIN HQ



ROBUS CONNECT LAUNCHES

2015-2022

ROBUS SALES NEW ZEALAND



ISO 14001 CERTIFICATION

2018

2019

2012

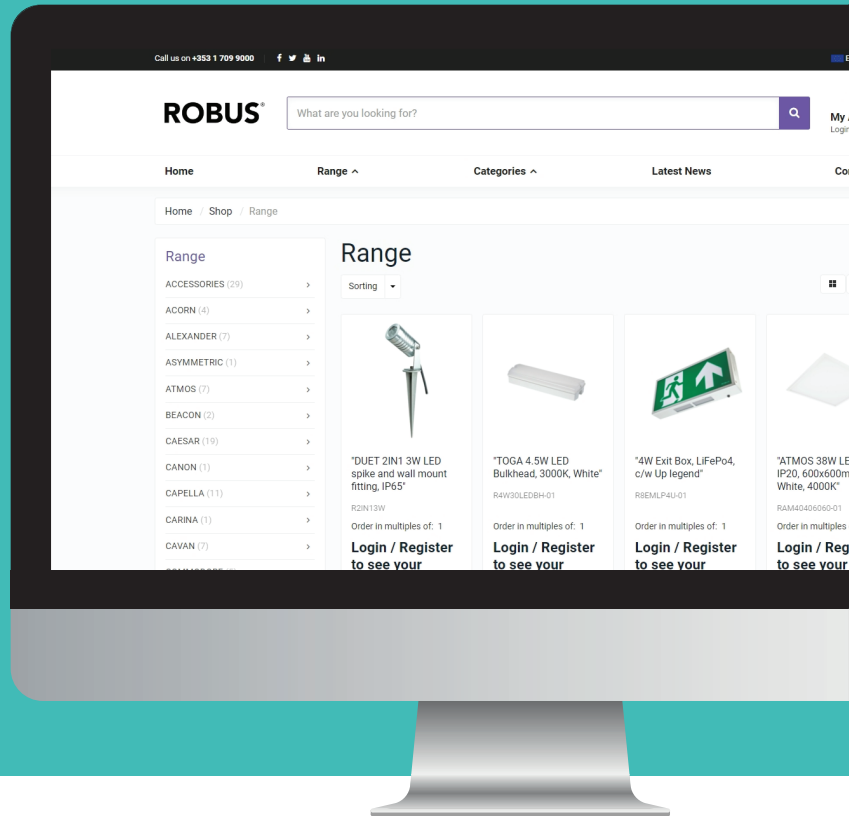
ROBUS DIRECT

In another step to deliver first-class services, the new and improved ROBUS DIRECT was launched. In keeping with our mission to bring the best-in-class products and services to you, ROBUS Direct has been revamped to bring you faster search speeds, better performance and enhance your online ordering experience.

AFTER HEARING YOUR FEEDBACK, WE HAVE IMPLEMENTED A VARIETY OF CHANGES TO MAKE ROBUS DIRECT A BETTER EXPERIENCE FOR YOU.



CHECK IT OUT FOR YOURSELF



SPEED

We know you are busy so we have really focused on the speed and performance of the new website. Which means less time waiting, more time doing what's important to you!



SEARCH

The search function is now lightning speed and very flexible. You will be able to search for products by code, name, description, feature or range name which means you get to the product you want quickly.



NAVIGATION

We re-designed our navigation so it is much easier and means you can find what you need quickly, whether it's your 1st or 101st time using ROBUS Direct.



MEETING YOUR NEEDS

When you are looking for a product to meet the needs of a specific application or customer, you can now browse by range or category. This allows you to narrow down your search using easy to follow search filters.



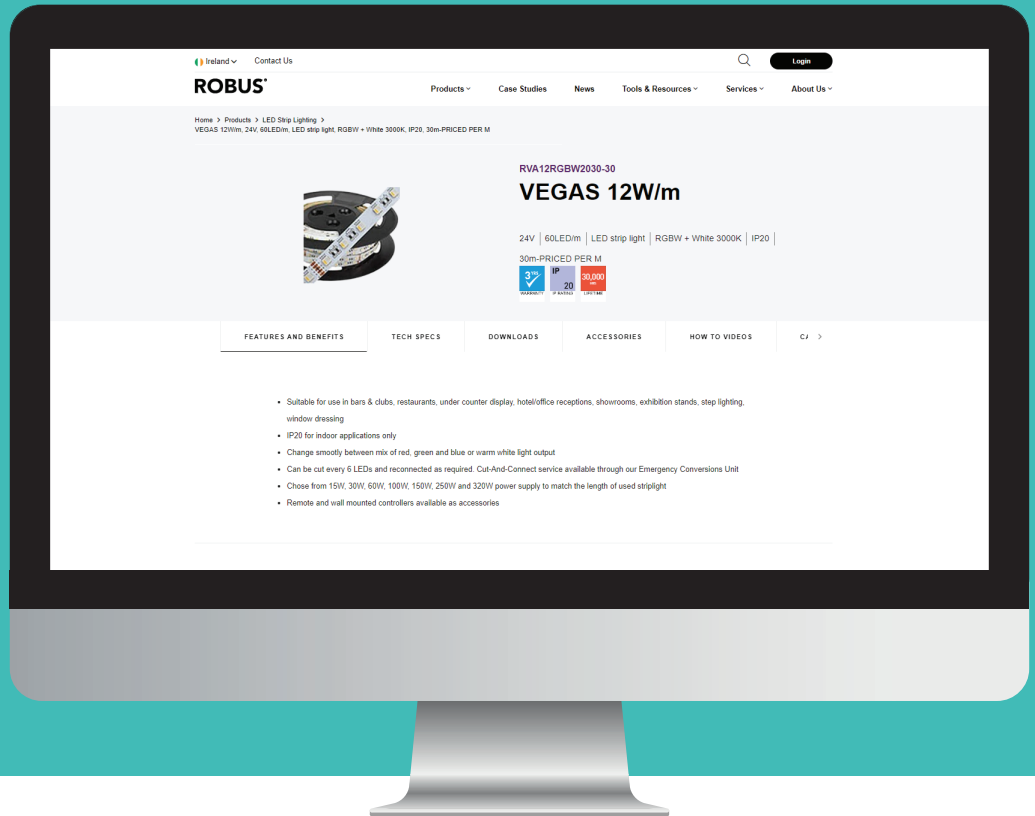
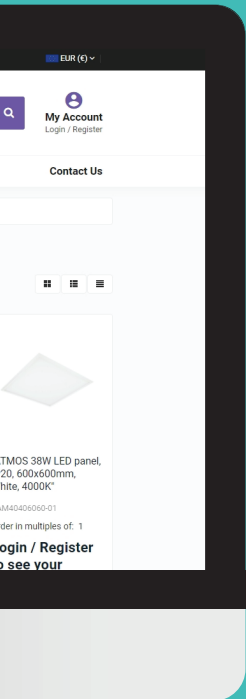
AUTOMATION

When you start typing an item code into your order ROBUS Direct will automatically populate your search based on your personal history and popular items.



REAL TIME INFO

In your order history you will be able to see what items from a specific order have been shipped vs your ordered quantities in real time.

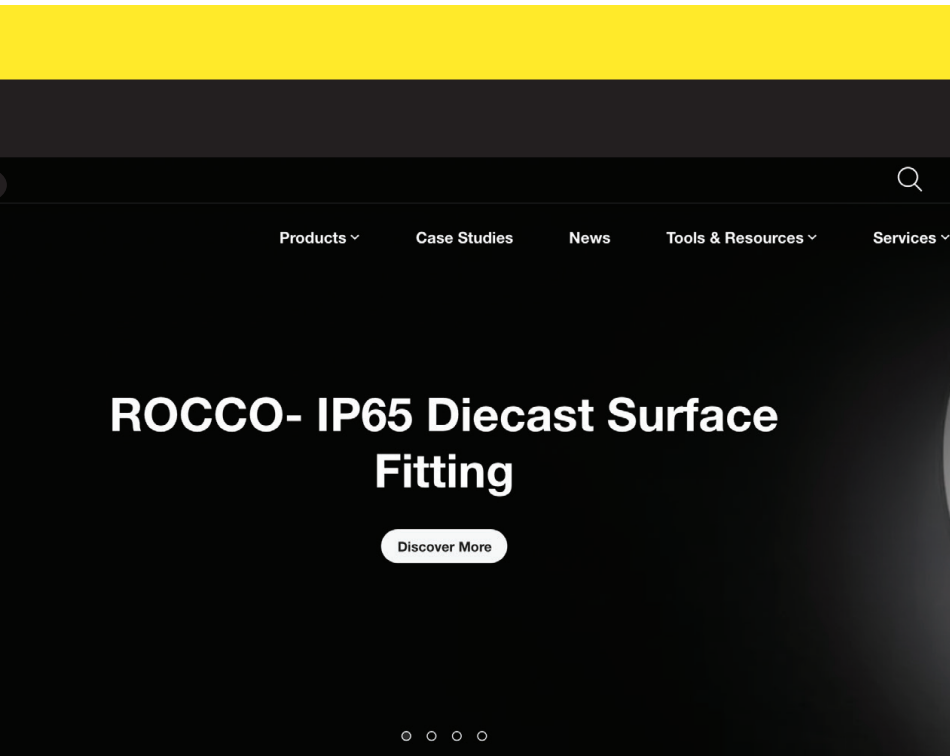


WE'RE NOT FINISHED YET.

We plan on improving and adding more features to keep ROBUS DIRECT your go-to online ordering website.

WEBSITE

As part of our determination to make ROBUS easy to deal with, we have launched our new ROBUS website. Our new website has been enhanced to provide the most seamless experience and easy to use website as possible.



You can now expect easier navigation, faster search speeds, a fresh and sleek design and relevant content.

Explore Our Ranges



VEGAS Flexi Strip


Discover More >



ATMOS LED

Discover More >

CHECK IT
OUT FOR
YOURSELF

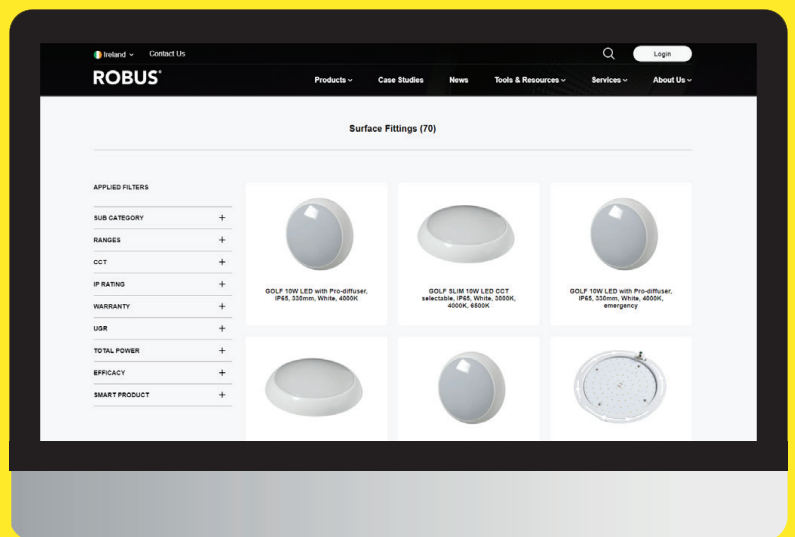


OUR UPGRADED WEBSITE OFFERS A NUMBER OF BENEFITS TO YOU THAT WE THINK YOU'LL LOVE:



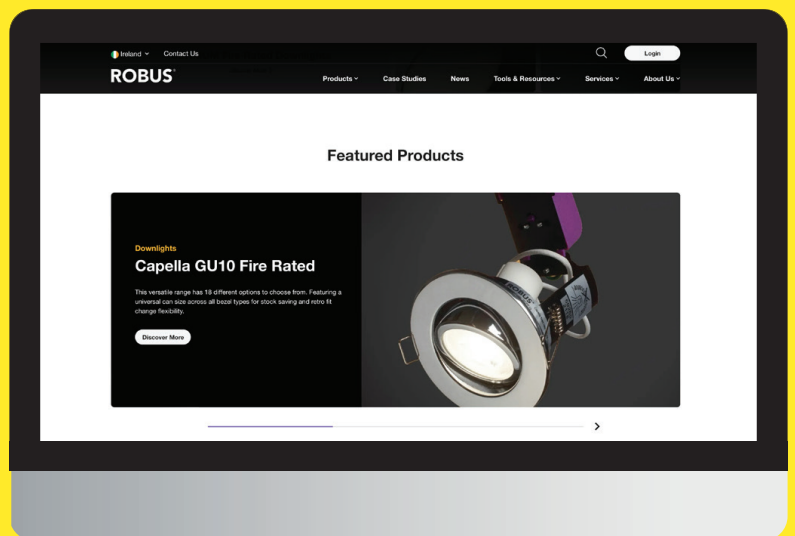
EASY NAVIGATION:

Navigate seamlessly through our new website using our enhanced product filters. Filter by subcategory, range, CCT and more to narrow down your search to find the product you're looking for. Sort through case studies by application type and find the most up to date news and product videos you need.



INCREASED SEARCH SPEEDS:

To improve the user experience, search speed have been increased so that everything is instantaneous. Now search and view products and pages at the click of a button.



A NEW SLEEK DESIGN:

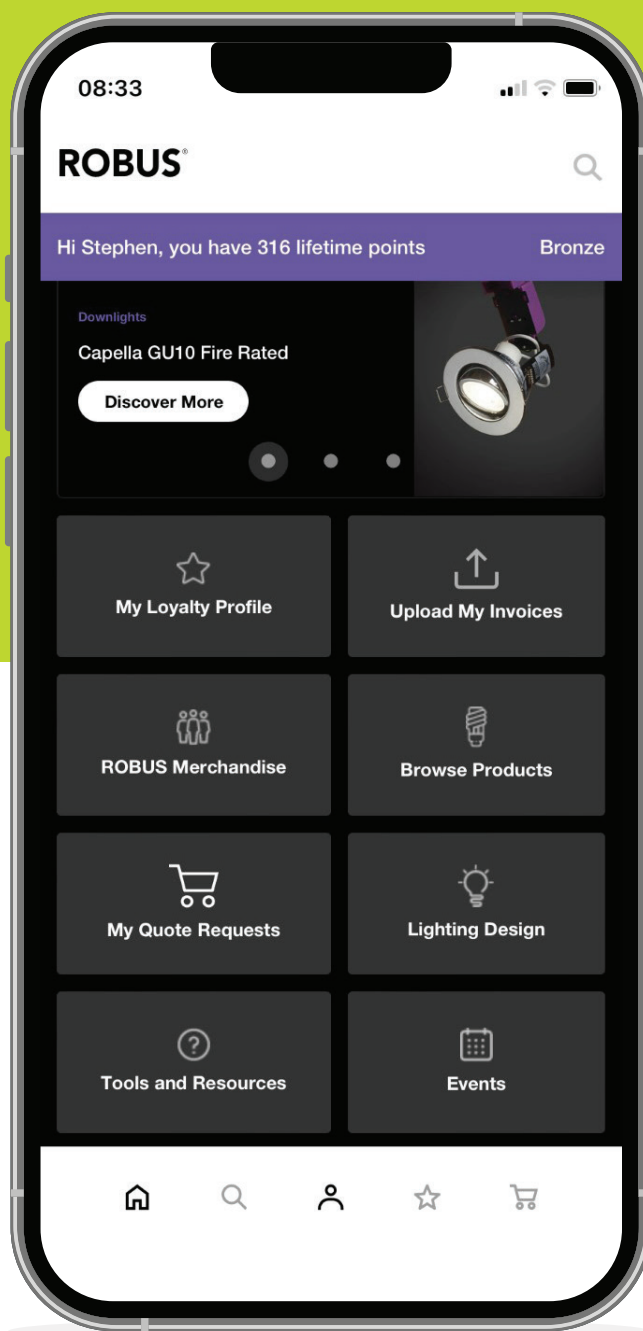
Important to us was to create a website that looked fresh and sleek. So, we knuckled down, ironed out the creases, tidied up the pages and moved around some text and unveiled brand-new face to the website.

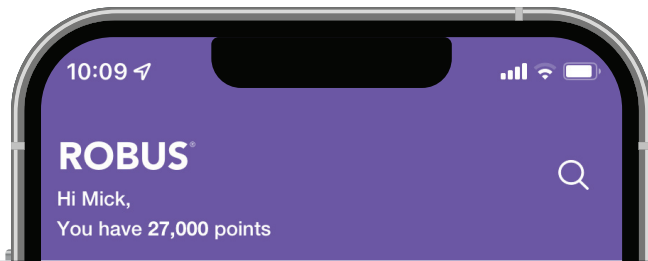
MyROBUS APP

TO KEEP UP WITH OUR EVER-GROWING COMMUNITY, WE ARE LAUNCHING OUR NEW LOYALTY APP, MyROBUS. DESIGNED TO ENHANCE THE CUSTOMER EXPERIENCE AND MAKE ROBUS EVEN EASIER TO DEAL WITH, MyROBUS IS SURE TO BE THE BEST TOOL FOR YOU.

Providing quick and easy access to useful tools and services, MyROBUS, which will replace our current loyalty scheme, ROBUS GO, will provide the latest up-to-date information, while also featuring great offers and rewards.

With the introduction of the MyROBUS, users can, at the touch of a button, search for product information, browse our extensive range, watch product videos and build your own request or lighting design using ROBUS products - saving you valuable time.





EARNING REWARDS IS EASY

You will be able to earn one point for every €1 spent and as the points grow, they can be exchanged for services, products, and vouchers – with a new tiered system allowing for even more points to be earned as you reach certain milestones. So, the higher your level reaches, the more benefits and rewards are unlocked. And to get you started, first time users will even get a 100-point welcome bonus.

On top of this, you'll find various promotions throughout the year, giving you the chance to earn double points!

AND THAT'S NOT ALL, YOU WILL ALSO RECEIVE ACCESS TO OUR RANGE OF BENEFITS:

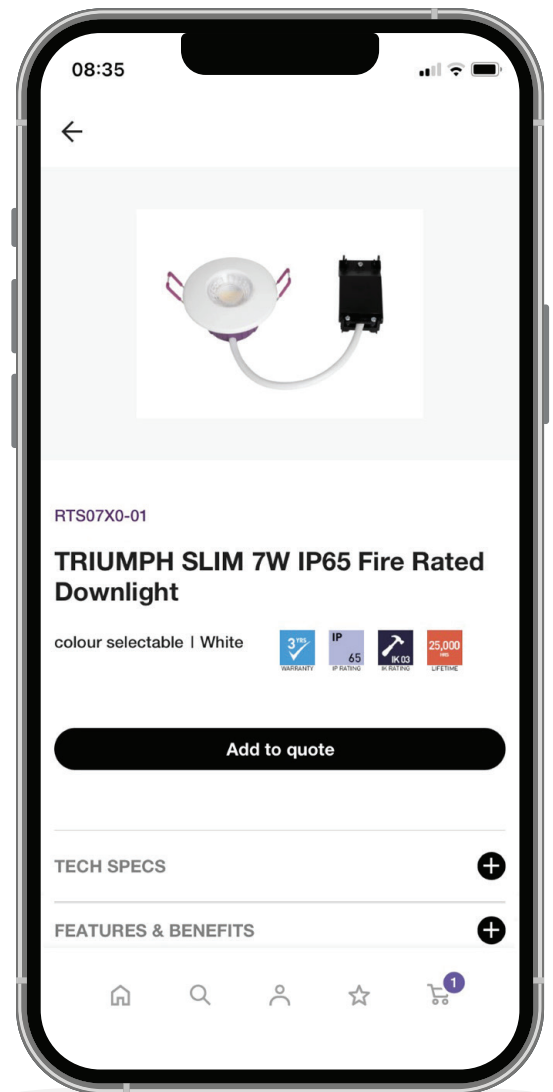
- 2-year on-site warranty
- CPD and other training material
- A wide range of promotions, including tickets to sporting events
- Access to our exclusive events
- Easy access to details of our new products


HOW IT WORKS

To start earning ROBUS points all you need to do is submit receipts for ROBUS products and watch your reward points grow.

And by downloading and interacting with the App, users will automatically become part of the exclusive ROBUS community.

MyROBUS will launch early 2023 and you can scan the QR code and enter your details to be the first to gain access.





CUSTOMISED CONVERSIONS

ROBUS light fittings and/or other pre-existing light fittings (non ROBUS) can be converted by our Customised Conversions department.

We provide bespoke product solutions by converting products to suit individual project requirements.

A conversion is the process of taking a standard light fitting and modifying using one of our additional options to enhance its functionality. Additional options can include adding a battery pack to allow a fitting to become an emergency product or adding a microwave sensor to enhance the energy savings the product can deliver. We can also adapt or modify products by adding extra lengths of cable, male/female connectors or swift connectors to reduce labour time upon installation and/or provide a pre-wiring service.

OUR GUARANTEE

All converted luminaires are subject to rigorous test procedures and guaranteed for 1-4 years. All conversions meet the relevant requirements of: BS EN 60598-1 (Luminaires Part 1: General requirements and tests) and BS EN 60598.2.22 (Luminaires for emergency lighting).



ROBUS CUSTOMISED CONVERSIONS TEAM

We have been carrying out this service for 16 years for electrical wholesalers. Our highly experienced team are based in Dublin, and site visits are available by appointment.

The team has over 80 years of combined experience in the conversions industry, with most members working here for over 10 years.

MAIN CONTACTS



CATHERINE REID
Conversions Manager



BRIAN STEWART
Technical Supervisor

**CONTACT US TODAY BY CALLING +353 1 709 9000 (OPT 2) OR EMAILING
CONVERSIONSREQUESTS@ROBUS.COM**

ADDITIONAL OPTION CODES & EXPLANATIONS

ROBUS PRODUCTS CAN BE ADAPTED TO INCLUDE THE BELOW ADDITIONAL OPTIONS:

E

Emergency

An emergency converted product operates in Emergency Mode when the Mains Power fails for a minimum of 3hr duration; this is to allow adequate safe escape lighting within an area.

STE

Self Test Emergency

Self-Test fittings perform a self-commissioning test at first power on. After charging for 24 hours a full duration test (3 hours) is performed. Initial function and duration tests are randomly generated reducing the costs of manual testing.

DAE

DALI Addressable Emergency

Converted units connected to a DALI bus are immediately visible to your DALI command centre. Unless programmed by the DALI controller, the fitting will enter a self-commissioning phase. Once a DALI command is received the fitting enters DALI mode and will perform functional and duration tests according to chosen DALI settings.

ECBU

ECBU

A central battery emergency product is operated by the power that comes from one source somewhere within a building. These emergency products do not have a battery inside them, they rely on the central battery to supply the whole system in the event of a power failure. Inside the product will be an inverter module, holding off the 110v Battery Supply. When the Permanent Supply fails, the relay within the Emergency Module then connects the 110V Battery Supply direct to the lamp and allows the lamp to operate in Emergency Mode.

SEN

Sensor (Microwave)

A Microwave Sensor detects motion in a required area and allows the product to switch on to illuminate the area for a desired time. The standard maximum mounting height for Sensor products is 6M. A special 15M version is also available for Highbay / Warehouse Lighting.

3SD

3 Step Dimming

The 3SD Driver including Microwave Sensor also detects motion. The advantage of the 3SD is that the unit in question will dim to a selected light output (example 10%) for a selected time before switching totally off. Upon motion, the product will switch back on to 100% output for the desired time. (Commonly known as Corridor Function)

MD

Mains Dimming

Mains dimming is a simple way of dimming an LED product that can be controlled by a normal 240V dimmer. No additional control cables are required. This can help in areas that cannot be re-wired with additional cables. (Available in 10W, 15W Bulkheads and 40W Panel Lighting.)

ADDITIONAL OPTION CODES & EXPLANATIONS

DD

DALI Dimming

Digital Addressable Lighting Interface (DALI) is a trademark for network based systems that control lighting in building automation. A separate control wire of BUS is used to send digital information to the product and allows the individual light fittings to communicate with an advanced lighting control system. Although DALI is a standard protocol beware of mixing components between manufacturers without testing first. Along with the correct LED Driver the DALI system requires additional control equipment including DALI controllers, power supplies, sensors and user interfaces.

SWD

Switch Dimming

With Switch Dim it is possible to create lighting systems that can be easily switched and dimmed at low cost. With Switch Dimming it is possible to create lighting systems that can be easily switched and dimmed at low cost. It involves using Standard Mains Retractable Switch for lighting controls.

Commonly know as "PUSH DIM" or SWITCH DIM".

The different switching and dimming functions are performed depending on the operating status at the time and how long the switch is held "ON".

A fast press and release of the switch switches the product "ON or OFF".

A long press and hold on the switch will dim the product "UP or DOWN" depending on its current operating status.

AD

Analogue Dimming

Analogue dimming is usually referred to as 1 - 10v dimming. In this case, a DC voltage control is sent to the driver, which dims the LEDs.

Analogue dimming uses a separate control wire to notify the driver that the power of the LEDs should be changed. The separated control signal is a DC (direct current) and can be adjusted from 1 up to 10 volts, the voltage level is interpreted by the driver to set the LED power.

The 1-10V method of control is a low current system (typically 1mA) meaning it can be run along relatively thin cables with little voltage drop and depending on dimmer manufacturer recommendations. This allows for Multiple dimmable drivers on one wall to be mounted dimmer.

PC

Photocell

A Photocell is a sensor that is controlled by natural light. During the day, the light fitting will be OFF, at dusk, the light fitting switches ON. At dawn, the light fitting switches OFF again.

HOW TO ORDER AND CALCULATE COST

IT IS SIMPLE TO ORDER ADDITIONAL OPTIONS FROM OUR CUSTOMISED CONVERSIONS TEAM, SIMPLY FOLLOW THESE STEPS:

1 Find the Product Code of the ROBUS fitting you need to be converted.



ATMOS LED PANEL
PRODUCT CODE: RAM40306060-01

2 Select one of the abbreviated additional options codes on the Lighting Dimming and/or Lighting Controls list below (if required). Codes are listed on product pages. All prices of options will be listed with codes.

LIGHTING DIMMING	-OR-	LIGHTING CONTROLS
<input checked="" type="radio"/> DD Dali Dim (€)		<input type="radio"/> SEN Microwave Sensor (€)
<input type="radio"/> AD Analogue Dim (€)		<input type="radio"/> PC Photocell (€)
<input type="radio"/> SWD Switch Dim (€)		<input type="radio"/> 3SD 3 Step Dimming (€)
<input type="radio"/> MD Mains Dim (€)		

RAM40306060-01 + DD = RAM40306060-01DD

3 Select one of the abbreviated additional options codes on the Emergency Lighting list below (if required). Codes are listed on product pages. All prices of options will be listed with codes.

EMERGENCY LIGHTING
<input checked="" type="radio"/> E Emergency
<input type="radio"/> STE Self Test Emergency
<input type="radio"/> DAE Dali Addressable Emergency

RMP20WCCT3DL-01 + DD + E = RMP20WCCT3DL-01DDE

4 To calculate the total cost of the fitting including the additional options simply:
 - Take cost of fitting and for every option chosen, add on the price of the chosen option.

**RAM40306060-01(£/€ X AMOUNT) + DD (€/€ X AMOUNT) + E (€/€ X AMOUNT) =
 RAM40306060-01 DDE (TOTAL PRICE)**

KILMORE HOTEL, CO CAVAN, IRELAND

The ROBUS Custom Conversions department recently worked on a project with the Kilmore Hotel to upgrade the décor of their hotel using the ROBUS VEGAS Strip light range.

The Customised Conversions Technicians worked on every aspect of this project, from design to installation, in minute detail to bring it to completion. Working closely with the contractor they provided accurate cut lengths, lead lengths, drivers and controllers for the project.

The project was completed using:

- 551 metres of the ROBUS VEGAS LED Strip 12 W RGBW + White 4000K
- 188 cuts and link leads
- 12 VEGAS Drivers
- 12 VEGAS 768W Controllers
- 66 metres of the ROBUS VEGAS 12 W RGBW + White 3000K
- 51 cuts

Installing the VEGAS Strip light range means the hotel can select the colouring of lighting to suit the atmosphere of each room in various parts of the hotel.

This project is an excellent example of how versatile the ROBUS VEGAS strip lighting range is and how utilising the service provided by the Customised Conversions Technicians played a vital role in the project's success.

NEW PRODUCTS



STRIP HUMANITAS PAGE 82

Our cutting-edge Human Centric Lighting technology grows with a CCT2 tuneable controller for use with the ROBUS VEGAS range of drivers and CCT2 LED flexi strips.

HORIZON 25W 4000K UGR<19 LINEAR PAGE 130

These sleek linear fittings are great for any application with their attractive design, UGR<19 and CCT3 options.

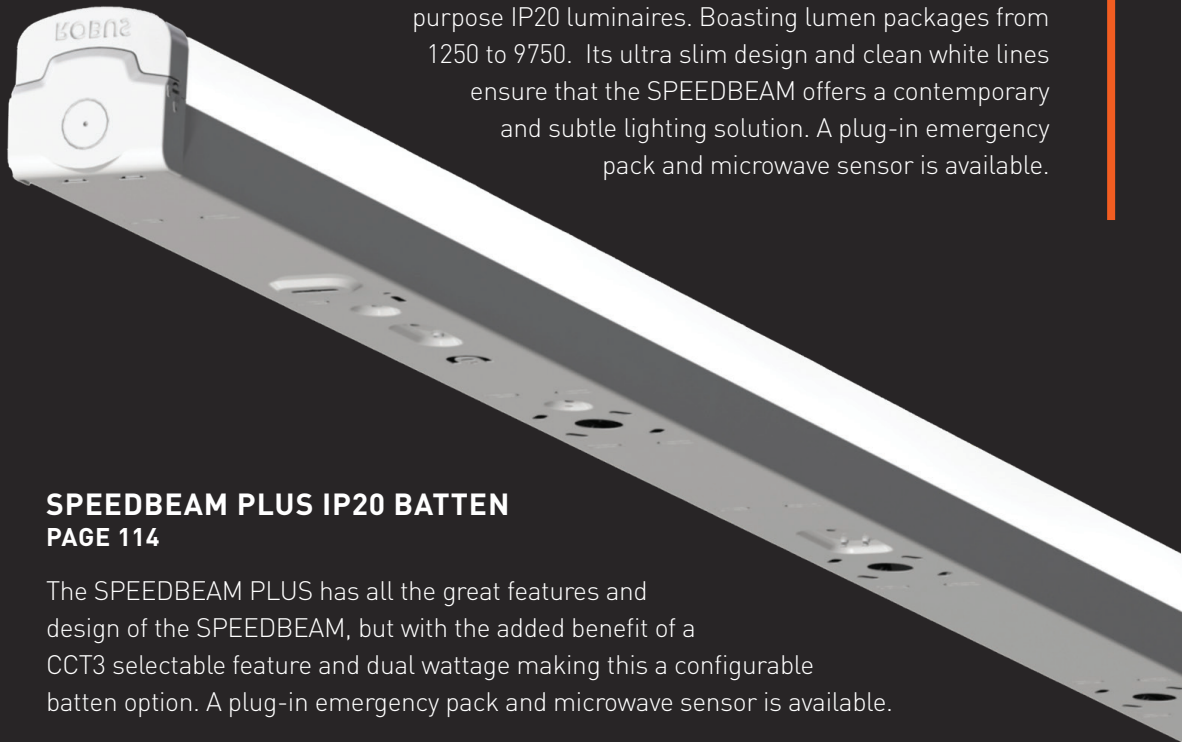


DALLAS 30W & 40W LED BACKLIT PANEL PAGE 104

Two new additions to our ultra-sleek DALLAS range. The new versions boast a low glare rating, high efficacy and class leading technology. Perfect panels for any application.

SPEEDBEAM IP20 BATTEN **PAGE 112**

The SPEEDBEAM is a versatile, and discreet, range of general purpose IP20 luminaires. Boasting lumen packages from 1250 to 9750. Its ultra slim design and clean white lines ensure that the SPEEDBEAM offers a contemporary and subtle lighting solution. A plug-in emergency pack and microwave sensor is available.



SPEEDBEAM PLUS IP20 BATTEN **PAGE 114**

The SPEEDBEAM PLUS has all the great features and design of the SPEEDBEAM, but with the added benefit of a CCT3 selectable feature and dual wattage making this a configurable batten option. A plug-in emergency pack and microwave sensor is available.

HARBOUR LED CORROSION PROOF **PAGE 136**

HARBOUR DUO LED CORROSION PROOF **PAGE 142**



NEW PRODUCTS

TRIUMPH SLIM DOWNLIGHT **PAGE 190**

The TRIUMPH slim is the latest innovative fire-rated downlight fitting from ROBUS. It possesses some very impressive features, including its ultra slim design, blown insulation coverable and CCT2 selectable.



ROXANA LED DOWNLIGHT **PAGE 204**

This nifty, dimmable downlight offers CCT3 selection upon install. This polycarbonate encapsulated luminaire boasts an IP44 rating and push terminals for easy installation. Its Aluminium heatsink supports the overlay of blown insulation.

ROCCO 18W LED DIE CAST **SURFACE FITTING** **PAGE 262**

This surface fitting is ideal for commercial and industrial applications, providing a functional, dependable, cost effective and durable solution. The ROCCO epitomises tough, with an IP65 rating and diecast aluminium housing.



NEW PRODUCTS

OHIO BULKHEAD

PAGE 278

The OHIO Bulkhead is the ideal outdoor solution with an IP54 rating and high impact resistance of IK08. Available in circular or oval, this all-rounder will suit any application.



VEGAS EXPRESS

PAGE 310

The VEGAS Express flexi strips are now available in 1m, 3m and 5m pre-cut, pre-wired lengths. This hassle free and easy solution is a go-to for any strip project.

VEGAS LONG RUN

PAGE 324

Joining our popular VEGAS range, the VEGAS LONG RUN comes ready to install up to 30m, only needing one power supply, reducing design time and complexity.





MACAU COB 7W LED FLEXI STRIP **PAGE 334**

The industry-leading flexible LED strip perfect for ambient lighting. The chip-on-board strip offers the same dot less effect with softer illumination.

MACAU COB 14W RGB LED FLEXI STRIP **PAGE 334**

Our renowned MACAU COB has a new addition to the range and comes in a beautiful RGB strip, providing a constant stream of colourful light.

MACAU CONNECTORS **PAGE 336**

A new series of connectors that are easy to use and specifically designed to complement the seamless design of our flagship chip-on-board strip.

LED FLEXI STRIP DRIVER **PAGE 340**

A new IP67, constant voltage, non-dimmable driver has landed for our flexi strip range, providing more options and ROBUS reliability to installers.

LED FLEXI STRIP CONNECTORS **PAGE 328**

Our redesigned high-quality connectors have been engineered from the ground up to make connecting our flexi strip that much easier. An added feature is built-in LEDs so coupling flexi strip doesn't mean a break in light.

VEGAS DMX CONTROLLER **PAGE 348**

A powerful and attractive, wall mounted, touch panel. DMX, 4 channel controller for use with CCT1, RGB and RGBW ROBUS VEGAS.

NEW PRODUCTS

AVIOR 3W SURFACE EMERGENCY DOWNLIGHT PAGE 428

This energy efficient emergency downlight is the ideal solution for public and commercial use. Complete with a LiFePO₄ battery, this surface mounted emergency downlight will earn its keep.




BLADE DUAL TEST 4W SUSPENDED EXIT SIGN PAGE 422

Utilising highly efficient LiFePO₄ batteries, this dual test exit sign allows selection between manual and self-test giving customers flexibility and reliable illumination.

CARINA 2W EMERGENCY DOWNLIGHT PAGE 427

This versatile emergency downlight comes complete with two lenses and an extension ring to suit different cut outs. It is dual test, uses a LiFePO₄ battery and has a wide beam angle.





ROBUS CONNECT

40

INTRODUCTION

41

CLOUD CONNECTION

42

THE BENEFITS

44

SWITCH CONNECT

46

VEGAS CONNECT

48

PULSE CONNECT

50

PULSE CONNECT
STRIP KIT

51

PULSE CONNECT
DIGITAL STRIP KIT

52

ULTIMUM CONNECT

54

RX200D CONNECT

57

PLUG CONNECT

58

DOOR SENSOR CONNECT

59

PIR CONNECT

60

CAMERA CONNECT

61

CAMERA CONNECT IP65

62

DOORBELL CONNECT

63

CHIME CONNECT

ROBUS CONNECT INTRODUCTION



SMART HOME SYSTEM

ROBUS CONNECT is a cloud based smart home system that transforms the way you interact with devices including lights, sensors, doorbells, cameras in your home or office. Most ROBUS CONNECT compatible products will work without the use of a hub.




WAYS TO CONTROL YOUR DEVICES




1. ROBUS CONNECT APP

Set scenes, and control devices with a click



3. TACTILE TECHNOLOGY

Trigger a scene with a physical button press



2. COMPATIBLE DIGITAL ASSISTANT

No need to move a muscle. Control your devices using your voice via a digital assistant



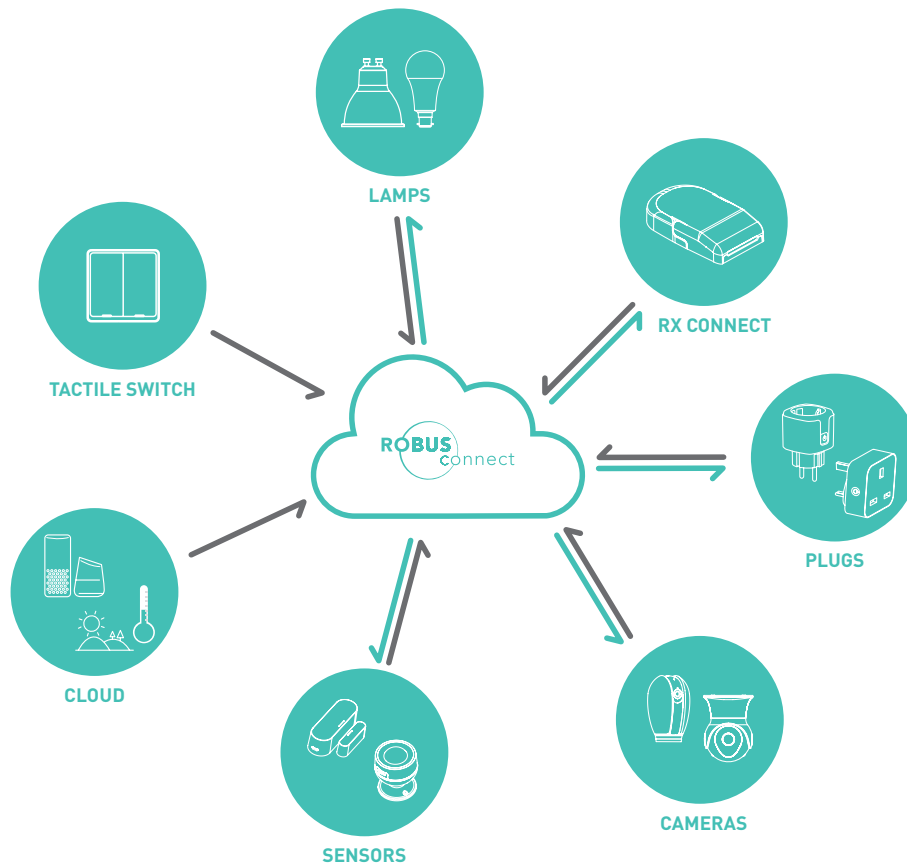
4. ROBUS CONNECT AUTOMATIONS

Time, weather and device status can make anything happen

ROBUS CONNECT CLOUD CONNECTION

THE SIMPLICITY OF INSTALLING ROBUS CONNECT PRODUCTS DOES NOT TAKE AWAY FROM THE POWER OF THE SYSTEM. BY USING THE APP AND CLOUD SERVER YOU CAN CREATE CONNECTIONS BETWEEN ANY, AND ALL, DEVICES.

Any ROBUS CONNECT device can be an input, an output, or usually both. Through the intuitive Automations system you connect your devices together to make your home work how you need it. Smart homes are not about making things more complicated, its about making your life easier.



EXAMPLE 1

Need your landing light on when someone leaves a bedroom at night? Connect your PIR CONNECT with your GLS CONNECT.



EXAMPLE 2

Want the porch light on when someone is at the door? Connect your DOORBELL CONNECT to the RX CONNECT.



EXAMPLE 3

Want to turn on your heater with a press of a button or by voice? Connect your SWITCH CONNECT and digital assistant to your PLUG CONNECT.




EXAMPLE 4

Need your sitting room lights to turn on when the kettle has boiled but only if someone is upstairs and its raining outside? Connect your GU10 CONNECT to a PLUG CONNECT to a PIR CONNECT to a weather Automation.

ROBUS CONNECT

THE BENEFITS



ON/OFF

Wouldn't it be so much cooler if you could turn your devices on and off using your smart phone? Well, with ROBUS CONNECT you can.



DIMMING

Control how bright your lights are at any time.



GROUPING

Use your ROBUS CONNECT devices individually or group them so they can be controlled together. By room or reason.



MULTI-USER

ROBUS CONNECT allows you to give control of your device to others, once they have internet connection.




SCHEDULES

You can set timers for all the ROBUS CONNECT light fittings in your home. Set them to come on when you usually get back from work or to turn off when you leave in the morning.



COLOUR SELECT

Choose from a range of white colour temperatures and any other colour imaginable using your smartphone.



AUTOMATION

Create automations which make your ROBUS CONNECT devices respond to scenarios automatically. Set your lights to react to certain environmental conditions (temperature, humidity, sunrise etc.). Turn light fittings on in the hall when the Door Sensor is activated in the kitchen.



ENERGY SAVING

Controlling and/or scheduling your devices will ensure that none of them are left on when they don't need to be.

ROBUS CONNECT THE BENEFITS



SET THE SCENE

Set the scene you want in your home or room. You can customise your own scenes. Once you have a lighting sequence that you want to repeat in the future you can save it in the ROBUS CONNECT App as a Scene, e.g. 'Wake Up', 'Chill Time', 'Homework', 'Movie Night'.



SECURITY

The ROBUS CONNECT cameras and doorbell let you keep an eye on what's happening inside and outside of your home. Images are stored in the cloud so you can look back on any detected movement.



USE WITH THE CLOUD

You can link your ROBUS CONNECT devices with Google Home and Amazon Alexa to open your smart home lighting system for infinite possibilities.



MULTI-LOCATION

As long as you have an internet connection, you can have complete control of your fitting from anywhere in the world. Never worry whether you left a device on before you went on holiday.



MOTION SENSOR

Put a ROBUS CONNECT sensor on your door or PIR in your home to detect and respond to movement in your home. If the kids bedroom door opens during the night, turn the light fittings on in the hall and bathroom.

Alexa, set strip light to red

Alexa, set kitchen to warm white



Scan here to download the ROBUS CONNECT app



ROBUS CONNECT SWITCH CONNECT

SWITCH CONNECT BLE AND GATEWAY

Control all ROBUS CONNECT products in your home via SWITCH CONNECT BLE Wall Switch. The switch can be easily attached to any wall in your home with no wiring required or you can choose to transport it between rooms. With an unlimited amount of settings, ROBUS CONNECT has never been easier to use.



WARRANTY IP RATING

PRODUCT	RCBGW	RCBWS2
CCT Selectable:	No	No
Weight (kg)	0.03	0.066
Carton Qty:	100	100
Trade:	€94.00	€48.60

DIMENSIONS (mm)	Length	Height/Depth	Width
RCBGW	64	16	64
RCBWS2	86	13	86



Scan here for more product information and options

ROBUS CONNECT SWITCH CONNECT

SWITCH CONFIGURATION



ON/OFF



DIM LIGHTS



SET A SCENE



ENABLE AUTOMATIONS



TURN ON MOTION SENSORS



CHANGE COLOUR TEMPERATURE



EASILY INSTALLED

Install in any location in the house. Stick to any wall with no wiring required or allow flexible transport around the home. You can install as many switches as you like.



TACTILE TECHNOLOGY

Real world interaction with technology. No app to open, no voice commands to learn. A new way to interact with ROBUS CONNECT that anyone can use.



SIMPLE DESIGN

Can be used by anyone in the home. It's simple, clean design allows it blend into the home easily - either on the wall or on your side table. 86mm x 86mm.



UNLIMITED SETTINGS

Each button has three settings; single press, double press and long press. Six settings can be applied per switch e.g. on/off, set a scene, dimming, colour change etc.

ROBUS CONNECT VEGAS CONNECT



VEGAS CONNECT 240W, IP20, SINGLE COLOUR, RGB & RGBW

This WIFI Controller works with a selection of ROBUS VEGAS LED Flexi-strip drivers and LED Flexi-strip and is available in Single Colour, Tunable White, RGB and RGBW. Once wired, simply attach the ROBUS VEGAS LED Flexi-strip to any surface you desire - under cabinets, window displays, kitchen islands etc. Set scenes using a variety of colour temperatures and a huge array of colour options.



DIMENSIONS (mm)	Length	Height/Depth	Width
RVACCT1-WIFI	99	21	39
RVACCT2-WIFI	99	21	39
RVARGB-WIFI	99	21	39
RVARGBW-WIFI	99	21	39



Scan here for more product information and options

ROBUS CONNECT VEGAS CONNECT

PRODUCT	RVACCT1-WIFI	RVACCT2-WIFI
Total Power (W):	120 240	120 240
CCT Selectable:	No	No
Weight (kg)	0.042	0.042
Carton Qty:	100	100
Trade:	€65.60	€65.60

PRODUCT	RVARGB-WIFI	RVARGBW-WIFI
Total Power (W):	120 240	120 240
CCT Selectable:	No	No
Weight (kg)	0.042	0.042
Carton Qty:	100	100
Trade:	€65.60	€68.90



Gloucester Campus, Gloucester, UK

ROBUS CONNECT PULSE CONNECT



PULSE CONNECT 96W WIFI CONTROLLER IP20 SINGLE COLOUR AND RGB

This WIFI Single Colour or RGB Dimming Controller works with a selection of ROBUS PULSE LED Flexi-strip drivers and LED Flexi-strip. Once wired, simply attach the ROBUS PULSE LED Flexi-strip to any surface you desire - under cabinets, window displays, kitchen islands etc. Control multiple controllers at once using the ROBUS CONNECT App.



PRODUCT	R5MCCT1-WIFI	R5MRGB-WIFI
Total Power (W):	<1	<1
CCT Selectable:	No	No
Weight (kg)	0.016	0.016
Carton Qty:	250	250
Trade:	€64.00	€64.00

DIMENSIONS (mm)	Length	Height/Depth	Width
R5MCCT1-WIFI	204	10	23
R5MRGB-WIFI	204	10	23



Scan here for more product information and options

**PULSE CONNECT
DIGITAL STRIP KIT**



ROBUS CONNECT PULSE CONNECT STRIP KIT

PULSE CONNECT 5M IP20 LED STRIPKIT &NDASH; CCT2 TUNABLE & RGBW (RGB+3000K)

Complete with 5M LED Flexi-strip, driver and WIFI controller, everything you need to get set up without buying any additional accessories. Available in Tunable White and RGBW. If you select the ROBUS RGBW PULSE LED Flexistrip Kit, you'll be able to create a classic under cabinet glow, a disco in the kitchen and any scene in between.



NO HUB REQUIRED	VOICE CONTROL	3 YRS. WARRANTY	30,000 HRS RATED HOURS	31 LmW LUMENS PER W	IP 20 IP RATING	OP 220 240 OPERATING VOLTAGE	3000 CCT	SAFETY CLASS	12 DC VOLTAGE
------------------------	----------------------	------------------------	-------------------------------	----------------------------	------------------------	-------------------------------------	-----------------	---------------------	----------------------

PRODUCT

R5MSIK-RGBW

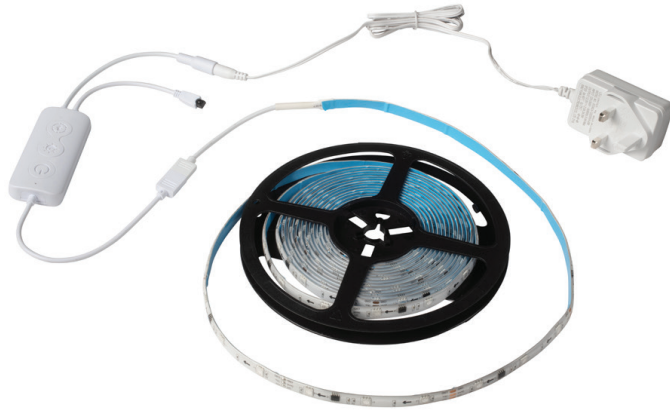
Total Power (W):	22.4
Total Light Output (lm):	690
Efficacy (lm/cctW):	31
CCT (K)	3000
CCT Selectable:	No
CRI:	80
Weight (kg)	0.38
Carton Qty:	10
Trade:	€181.40

DIMENSIONS (mm)

	Length	Height/Depth	Width
R5MSIK-RGBW	5000	3	12



Scan here for more product information and options



PRODUCT

R5MSIK-RGBD

Total Power (W):	24
CCT Selectable:	No
Weight (kg)	0.33
Carton Qty:	40
Trade:	€157.40

DIMENSIONS (mm)	Length	Height/Depth	Width
R5MSIK-RGBD	5000	2	10

ROBUS CONNECT PULSE CONNECT DIGITAL STRIP KIT

PULSE CONNECT 5M DIGITAL LED STRIP KIT RGB IP44

The 5M PULSE DIGITAL LED Strip kit comes complete with everything you need to install. The digital kit gives fully animated scenes and chase sequences, with a built in microphone the strip can react to any music or sounds playing. Control it from the included remote or with the ROBUS CONNECT app where you can make your own sequences to match your occasion.




Scan here for more product information and options

ROBUS CONNECT ULTIMUM CONNECT



ULTIMUM CONNECT 7W IP65 WIFI TUNABLE FIRE RATED DOWNLIGHT

IP65, Fire Rated Downlight that will make any living space look sleek and stylish at the touch of a button. The ROBUS ULTIMUM CONNECT 7W Downlight can be controlled via the ROBUS CONNECT App from anywhere in the world. You'll be able to set the colour temperature of each, a select few or all fittings from 2,700K to 6,500K depending on what atmosphere you want to create at any given time.



PRODUCT

RUL070WIFI-01

Total Power (W):	7.3-7.5
Total Light Output (lm):	540-630
Efficacy (lm/cctW):	73-90
CCT (K)	2700-6500
CCT Selectable:	Continuously variable
CRI:	80
Dimmer Type:	False
Weight (kg)	0.28
Carton Qty:	40
Trade:	€72.90

DIMENSIONS (mm)

RUL070WIFI-01

Height/Depth

60

Diameter

85

Cut-out

72

ACCESSORIES

RULTRIM-03	ULTIMUM Chrome Trim
RULTRIM-10	ULTIMUM Matte Black Trim
RULTRIM-13	ULTIMUM Brushed Chrome Trim



Scan here for more product information and options



ROBUS CONNECT RX200D CONNECT

TRAILING EDGE WIFI DIMMER 200W

Transform existing dimmable light fittings to WIFI controllable with the ROBUS RX200D CONNECT 200W WIFI dimmer. If you recently replaced the light fittings in your home and would prefer not to replace all with WIFI Controllable fittings this is the perfect alternative option.



NO HUB REQUIRED		3 YRS WARRANTY	30,000 HRS RATED HOURS	IP 20 IP RATING	OP 220-240 OPERATING VOLTAGE
------------------------	---	-----------------------	-------------------------------	------------------------	-------------------------------------

PRODUCT

	RCRX200D
CCT Selectable:	No
Dimmer Type:	Universal
LED Load:	2
Connector:	Push Terminals
Weight (kg)	0.096
Carton Qty:	100
Trade:	€77.40

DIMENSIONS (mm)	Height/Depth	Width
RCRX200D	25	120



Scan here for more product information and options

RX200D CONNECT



PLUG CONNECT



ROBUS CONNECT PLUG CONNECT



PLUG CONNECT

Use the ROBUS PLUG CONNECT to make home appliances WIFI Controllable. We have all experienced that fear that we forgot to turn something off when we have left the house, whether that's a hair straightener, iron, radio etc. Using a ROBUS PLUG CONNECT on these devices will ensure that on the rare occasion you have left something on, you have the power to turn them off in the ROBUS CONNECT App at any time. Set the App to turn the plug off after a certain period or after certain power usage.

PRODUCT	RCP13UK-01	RCP16EU-01
CCT Selectable:	No	No
Colour:	White	White
Weight (kg)	0.085	0.08
Carton Qty:	144	120
Trade:	€39.00	€28.10

DIMENSIONS (mm)	Length	Height/Depth	Width
RCP13UK-01	58	62	58
RCP16EU-01	50	84	50



Scan here for more product information and options

ROBUS CONNECT DOOR SENSOR CONNECT

DOOR SENSOR CONNECT

Through the ROBUS CONNECT App, the ROBUS DOOR SENSOR CONNECT will alert you when your door or window opens. Use the sensor as a trigger for other actions to occur through the ROBUS CONNECT App. For example if the kids' bedroom door opens, turn lights on in the hall so they can make their way to the bathroom and back. If the window opens, send a notification to let me know. All you need is 1 X CR123A Battery or micro-USB power and it's good to go.



WARRANTY RATED HOURS IP RATING

PRODUCT

RCDS-01

Total Power (W):	0.3
CCT Selectable:	No
Connector:	USB
Weight (kg)	0.02
Carton Qty:	50
Trade:	€57.00

DIMENSIONS (mm)	Height/Depth	Width
RCDS-01	23	27



Scan here for more product information and options



PRODUCT

RCPIR-01

Total Power (W):	0.2
CCT Selectable:	No
Connector:	USB
Weight (kg)	0.02
Carton Qty:	50
Trade:	€81.80

DIMENSIONS (mm)	Height/Depth	Diameter
RCPIR-01	68	56

ROBUS CONNECT PIR CONNECT

PIR CONNECT

Introduce the ROBUS PIR CONNECT to further extend the interactivity of the devices in your home by using it as a trigger for other actions to occur. A ROBUS PIR CONNECT detects motion in any given area and can be used in the same way as a door sensor. All it needs is 2 X CR123A Batteries or micro-USB power. For example, if no motion is detected in the home for 20 minutes, turn off all light fittings. If motion is detected on the stairs turn on lights on the landing. If motion is detected in the front porch turn the light fittings on in the driveway.



Scan here for more product information and options

ROBUS CONNECT CAMERA CONNECT

CAMERA CONNECT

Used with the ROBUS CONNECT App and other ROBUS CONNECT devices, these attractive modern looking cameras with integrated WIFI monitor notify and record movements in the sensing area. Available in IP20 ratings for Indoor applications they add an additional layer of security to your home for peace of mind.



WARRANTY	RATED HOURS	IP RATING	VOLTAGE

PRODUCT

RCC11080-01

Total Power (W):	4.5
CCT Selectable:	No
Connector:	Micro USB
Weight (kg)	0.155
Carton Qty:	24
Trade:	€145.80

DIMENSIONS (mm)	Height/Depth	Width
RCC11080-01	96	63.5



Scan here for more product information and options



ROBUS CONNECT CAMERA CONNECT IP65

CAMERA CONNECT IP65

Used with the ROBUS CONNECT App and other ROBUS CONNECT devices, these attractive modern looking cameras with integrated WIFI monitor, notify and record movements in the sensing area. Available in IP65 ratings for Outdoor applications they add an additional layer of security to your home for peace of mind.

1 YRS. ✓	10,000 HRS	IP 65	OP 12	12 DC
WARRANTY	RATED HOURS	IP RATING	OPERATING VOLTAGE	VOLTAGE

PRODUCT

RCC01080-01

Total Power (W):	5.5
CCT Selectable:	No
Connector:	DC jack-type
Weight (kg)	0.225
Carton Qty:	24
Trade:	€288.00

DIMENSIONS (mm)	Height/Depth	Diameter
RCC01080-01	105	75



Scan here for more product information and options

ROBUS CONNECT DOORBELL CONNECT

DOORBELL CONNECT & CHIME

That's right, you can also choose a doorbell that does more than just ring. The ROBUS DOORBELL CONNECT not only lets you know someone is at the door, it allows you to view who that is through the ROBUS CONNECT App before you answer it. The ROBUS DOORBELL CONNECT is IP54 rated and has a built-in camera with 2-way audio. It will also work alongside all of your other cloud connected devices. CHIME works alongside the ROBUS DOORBELL CONNECT. With the ROBUS CONNECT CHIME plugged into any USB power source you will know when someone's at the door without needing your phone.



PRODUCT

RCD1080-04

Total Power (W):	5
CCT Selectable:	No
Connector:	Screw terminals
Weight (kg)	0.08
Carton Qty:	20
Trade:	€245.40

DIMENSIONS (mm)

RCD1080-04

Length

28

Height/Depth

115

Width

45



Scan here for more product information and options



ROBUS CONNECT CHIME CONNECT

CHIME CONNECT

CHIME works alongside the ROBUS DOORBELL CONNECT. With the ROBUS CONNECT CHIME plugged into any USB power source you will know when someone's at the door without needing your phone.

1 YRS. ✓	10,000 HRS	IP 20
WARRANTY	RATED HOURS	IP RATING

PRODUCT

RCCHIME-01

Total Power (W):	2.5
CCT Selectable:	No
Connector:	USB
Weight (kg)	0.033
Carton Qty:	20
Trade:	€42.50

DIMENSIONS (mm)	Height/Depth	Diameter
RCCHIME-01	24	60



Scan here for more product information and options



ROBUS HUMANITAS

66

INTRODUCTION

68

HUMAN CIRCADIAN RHYTHM

70

FEATURES

71

HUMANITAS APP

75

MODUM HUMANITAS

76

SPACE HUMANITAS

77

GRANADA HUMANITAS

79

OWL HUMANITAS

80

SCHOLAR HUMANITAS

82

STRIP HUMANITAS



HUMANITAS
HUMAN CENTRIC LIGHTING

ROBUS HUMANITAS HUMAN CENTRIC LIGHTING (HCL) IS A LIGHTING CONCEPT THAT TAKES INTO CONSIDERATION HOW LIGHTING AFFECTS OCCUPANT WELLBEING, PRODUCTIVITY AND COMFORT IN THE BUILT ENVIRONMENT.





WHY IS HUMAN CENTRIC LIGHTING IMPORTANT?


PRIOR TO THE INVENTION OF ARTIFICIAL LIGHT, THE ONLY SOURCE OF NATURAL LIGHT WAS SUNLIGHT AND MOONLIGHT. OUR HUMAN BIOLOGY HAS EVOLVED IN RESPONSE TO THE DAY AND NIGHT LIGHTING CYCLE (AS WE FIND OUT VERY QUICKLY IF WE JET OFF TO A DIFFERENT TIME ZONE!).

There are two aspects to the sunlight cycle.

1. The light flux varies the illuminance through the day and disappears at night.
2. The blue-cyan content of the daylight also varies with time through the day. This type of light is called “melanopic light”, because of the way in which it is detected by a pigment called “melanopsin” in the non-visual sensors in the eye, which signals to the brain and produces effects in the body which have nothing to do with our vision, but are central to our human biology.

The melanopic light content is low at dawn and dusk, because blue/cyan light is scattered out of the beam as the sunlight glances off the earth’s atmosphere. As the sun rises further, the path length through the atmosphere shortens, and more of the melanopic blue/cyan light gets through. Melanopic

light in the morning and middle of the day is our time giver and entrains our circadian rhythm. Cells in the retina respond to blue/cyan spectral content of the white light. This non-visual response sets the biological clock that synchronises our bodies with nature’s cycle of sunrise and sunset.



ROBUS HUMANITAS

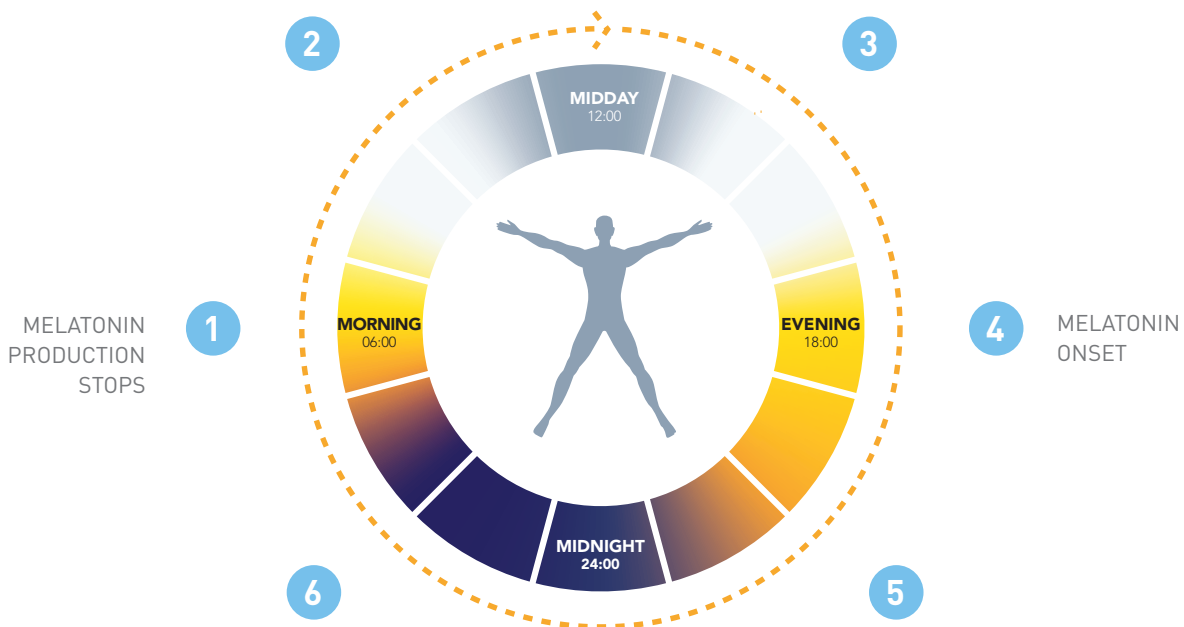
HUMAN CIRCADIAN RHYTHM



WHAT IS THE HUMAN CIRCADIAN RHYTHM?

The Latin words “circa diem” mean “about a day”. Our bodies appear to run on a 24 hour and 12 minute day. That’s called the “circadian rhythm”. The body’s clock needs to be reset every day, or it will drift.

Light, or more specifically, “melanopic” light (the blue-cyan part of the rainbow) is our primary timegiver. Melanopic light puts our body into day mode and sets our body clock.



1. START WAKING UP
COOL LIGHT
HIGH INTENSITY

2. HIGH ALERTNESS
COOL LIGHT
HIGH INTENSITY

3. BEST COORDINATION & FASTEST REACTION TIME
WHITE LIGHT
HIGH INTENSITY

4. MELATONIN ONSET
WARM LIGHT
MEDIUM INTENSITY

5. START FEELING SLEEPY
WARM LIGHT
LOW INTENSITY

6. DEEPEST SLEEP
BODY RESTORATION
NO LIGHT

ROBUS HUMANITAS HUMAN CENTRIC LIGHTING



THERE ARE FOUR KEY PILLARS TO THE DELIVERY OF HUMAN CENTRIC LIGHTING

Human centric lighting needs to be connected, intelligent lighting, which is programmable and wirelessly controlled, and offers an App control option.



1. GLARE MITIGATION

Mitigates the effects of glare to comfortable levels when used as part of a good lighting design. Offered on selected ROBUS HUMANITAS fittings where optical design allows.



2. FLICKER AND TEMPORAL LIGHT ARTEFACT (TLA) SUPPRESSION

Suppresses temporal light artefacts such as flicker and strobing. Standard on all ROBUS HUMANITAS fittings.



3. ILLUMINANCE BOOSTING IN TASK LIGHTING TO PROMOTE ENHANCED VISUAL ACUITY

Promotes visual activity and attentiveness for reading, writing, computer work, telesales and other tasks requiring concentration. Enabled by ROBUS HUMANITAS designs at 75% dim level for standard illuminance, and the HCL+ function.



4. TIMED VARIATION OF BLUE-CYAN LIGHTING

This is the defining characteristic of a Human Centric Lighting system. Standard on all ROBUS HUMANITAS fittings.

ROBUS HUMANITAS FEATURES



WHAT ARE THE HUMAN CENTRIC FEATURES OF ROBUS HUMANITAS?



ENTRAINING YOUR CIRCADIAN RHYTHM

ROBUS HUMANITAS, with its tunable white light HCL/HCL+ programmes, can help to keep your circadian rhythm entrained day-on-day and can improve your sleep at night.



AVOIDING THE DANGERS OF MELATONIN SUPPRESSION AT NIGHT

There is now significant evidence implicating melatonin suppression by Artificial Lighting at night (ALAN) having too high a melanopic factor (too much blue / cyan) in increasing the risk of prostate and breast cancers.



MORE LIGHT MEANS MORE VISUAL ACUITY

ROBUS HUMANITAS Installations are designed at a Maintenance Factor of 0.9, to deliver standard illuminance when operated at 75% dimming level. This leaves a reserve of 1/3rd of the standard illuminance lighting capacity in the ceiling, which can be called upon for times when additional task lighting is required to boost visual acuity.



DESIGNED FOR A "PERSON IN CHARGE" OF A LIT SPACE

ROBUS HUMANITAS, MODUM and the HUMANITAS APP are all designed around the concept of a "person-in-charge" end user model. The Zigbee wireless network architecture is fundamentally designed around the concept of a single Zigbee Controller (ZC) device. Ideal for the 'person-in-charge' concept.



LESS GLARE MEANS MORE COMFORT

Selected ROBUS HUMANITAS light fittings are equipped with optical design components which direct the light primarily downward, reducing the Unified Glare Rating (UGR) of the fitting and of the ultimate lighting scheme design.



CUSTOM MENU

The ROBUS HUMANITAS App offers the capability to write a 24 hour, 7 day recipe, different for each day of the week, as a variable programme for the lighting in a room which can be re-written as often as required by the "person-in-charge" of the lit space or by another person who wishes to set up the lighting for them on the CUSTOM recipe. This is end-user centred, allowing for real life changes.



LOW FLICKER

ROBUS HUMANITAS light fittings come with flicker-suppressing drivers as standard, with the ultimate aim of suppressing flicker to 8% at 100Hz.

ROBUS HUMANITAS APP

Take control of ROBUS HUMANITAS fittings with the ROBUS HUMANITAS app.



CONTROL TUNABLE WHITE COLOUR TEMPERATURE

You can manually set the colour temperature of your lights by slides or to 4 pre-programmed settings.



CONTROL DIMMING LEVEL

Set the lighting level to suit your requirements by simply dragging a control.



3 PRE- SAVED CIRCADIAN HCL PROGRAMMES

HCL, HCL+ and Custom circadian and dynamic lighting programmes saved by default.



CREATE YOUR OWN CIRCADIAN PROGRAMME

You can create, modify and save a full circadian and dynamic lighting programme for seven days by using the CUSTOM editor.



4 FIXED SCENE SETS

Activate (100%, 6500K); Focus (100%, 5000K); Neutral (75%, 4000K) and Calm (65%, 2700K)




MANUAL SETTINGS

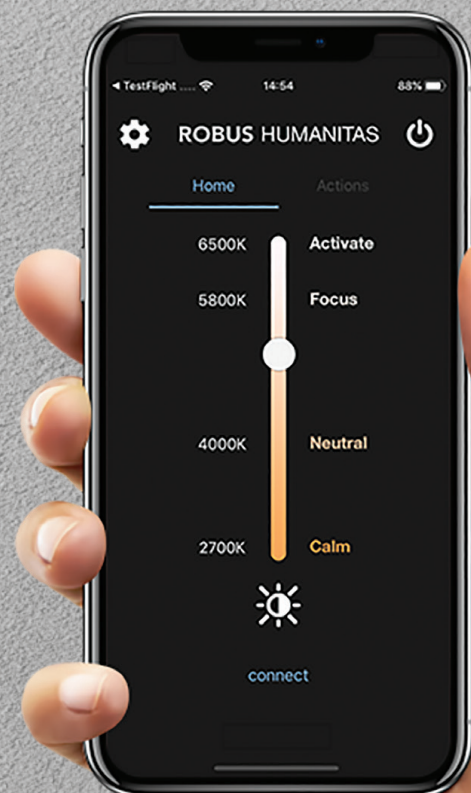
On the ROBUS HUMANITAS App, the person-in-charge can also manually set the colour temperature or dim the lights.



Lighting Panel



Wall Mounted Modum



ROBUS HUMANITAS ROBUS HUMANITAS APP



TAKE CONTROL OF YOUR HUMAN CENTRIC LIGHT EXPERIENCE
WITH THE ROBUS HUMANITAS APP

ROBUS HUMANITAS IS HUMAN
CENTRIC AND USER CENTRIC
LIGHTING TECHNOLOGY THAT
PUTS YOU IN CONTROL.

Take control of ROBUS HUMANITAS fittings with the ROBUS HUMANITAS app. The ROBUS HUMANITAS app is available to download from the Apple App store and Google Play App store.

Connect to ROBUS HUMANITAS MODUM controller via Bluetooth, using the unique PIN number of the MODUM unit. Only one phone may connect to a given MODUM at any one time, making its holder the designated "person-in-charge" of the room or lit space, for the time being.

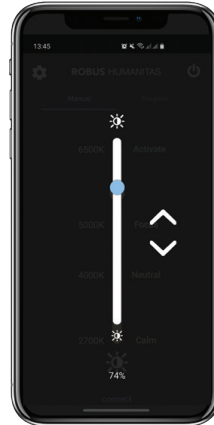


ROBUS HUMANITAS ROBUS HUMANITAS APP



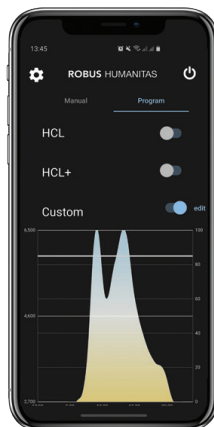
CONTROL TUNABLE WHITE COLOUR TEMPERATURE

You can manually set the colour temperature of your lights by slides or to 4 pre-programmed settings.



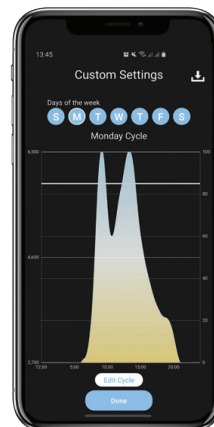
CONTROL DIMMING LEVEL

Set the lighting level to suit your requirements by simply dragging a control.



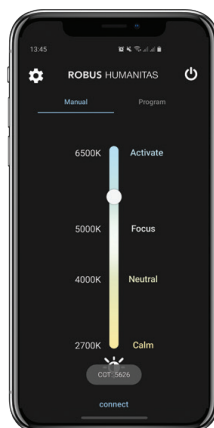
3 PRE-SAVED CIRCADIAN HCL PROGRAMMES

HCL, HCL+ and Custom circadian and dynamic lighting programmes saved by default.



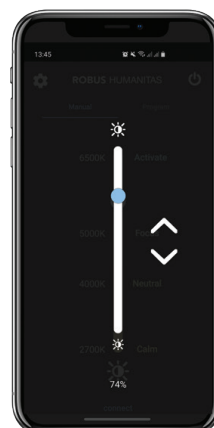
CREATE YOUR OWN CIRCADIAN PROGRAMME

You can create, modify and save a full circadian and dynamic lighting programme for seven days by using the CUSTOM editor.



4 FIXED SCENE SETS

Activate (100%, 6500K); Focus (100%, 5000K); Neutral (75%, 4000K) and Calm (65%, 2700K)




MANUAL SETTINGS

On the ROBUS HUMANITAS App, the person-in-charge can also manually set the colour temperature or dim the lights.

ROBUS HUMANITAS

HUMAN CENTRIC LIGHTING (HCL)
RECREATES THE DAILY CYCLE OF NATURAL
OUTDOOR LIGHT, INDOORS, TO WORK IN-SYNC
WITH OUR BODY CLOCK.





5 YRS WARRANTY	50,000 RATED HOURS	IP 20 IP RATING	OP 220 240 OPERATING VOLTAGE
--------------------------	---------------------------------	------------------------------	---

PRODUCT

RHZMMEN-01

HCL Fixed Scene Sets:	4, plus off/on-to Neutral 4000K/75%
Interface:	Capacitive Touch
App Compatible:	HUMANITAS App
Weight (kg)	0.162
Carton Qty:	1
Trade:	€1031.00

DIMENSIONS (mm)	Length	Height/Depth	Width
RHZMMEN-01	85	35	85

ROBUS HUMANITAS MODUM HUMANITAS

MODUM HUMANITAS ZIGBEE HUMAN CENTRIC LIGHTING CIRCADIAN / SCENE CONTROLLER

- The conventional on / off light switch is retained on the light fitting circuit
- The HCL programme gradually varies the CCT of the light in accordance with typical outdoor CCT in spring and autumn
- The HCL+ programme also allows the light illuminance level to be increased as well as dimmed, allowing boosting of visual acuity for task lighting



Scan here for more product information and options

ROBUS HUMANITAS SPACE HUMANITAS



SPACE HUMANITAS 30W ZIGBEE CONTROLLED TUNABLE WHITE HCL PANEL, 2700-6500K, 600X600MM UGR>19

- Come with Zigbee wireless flickersuppressed driver
- UGR<19 complies with the requirements of EN12464
- Luminance = 3000cd/m2 at $\geq 65^\circ$ for ease of screen viewing
- TPb Rated

5 YRS	50,000 HRS	104-113 LmW	IP 20	OP 220 240	A 90°	2700 6500	
WARRANTY	RATED HOURS	LUMENS PER W	IP RATING	OPERATING VOLTAGE	BEAM ANGLE	CCT TUNEABLE	SAFETY CLASS

PRODUCT

RHZSP306060-01

Total Power 100% (W):	30.3
Total Power 75% (W):	22.7
Total Light Output 100% (lm):	3400
Total Light Output 75% (lm):	2550
CCT (K)	2700-6500
CCT Selectable:	Tuneable
CRI:	85
Weight (kg)	2.5
Carton Qty:	5
Trade:	€378.60

SEAI approved

Triple E registered

DIMENSIONS (mm)	Length	Height/Depth	Width
RHZSP306060-01	595	9	595



Scan here for more product information and options



5 YRS	50,000 HRS	87-102 LmW	IP 20	OP 220 240	A 60°	2700 6500	
WARRANTY	RATED HOURS	LUMENS PER W	IP RATING	OPERATING VOLTAGE	BEAM ANGLE	CCT TUNEABLE	SAFETY CLASS

PRODUCT

RHZGA30-01

Total Power 100% (W):	30
Total Power 75% (W):	22.5
Total Light Output 100% (lm):	2700
Total Light Output 75% (lm):	2025
CCT (K)	2700-6500
CCT Selectable:	Tuneable
CRI:	80
Weight (kg)	0.7
Carton Qty:	12
Trade:	€243.70

DIMENSIONS (mm)	Height/Depth	Diameter	Cut-out
RHZGA30-01	113	232	195

ROBUS HUMANITAS GRANADA HUMANITAS

GRANADA HUMANITAS 30W ZIGBEE CONTROLLED TUNABLE WHITE HCL LED DOWNLIGHT, 2700-6500K, UGR<19

- Come with Zigbee wireless flicker suppressed driver
- Great aesthetics with clean look
- Low glare and UGR ≤19 for most installations
- Ensures the fitting is pulled up close to the ceiling – neat finish
- High efficacy with almost 50% energy savings




Scan here for more product information and options

WHAT IS THE CIRCADIAN RHYTHM

The circadian rhythm is a natural, internal process that regulates the sleep–wake cycle and repeats roughly every 24 hours.





5 YRS WARRANTY	50,000 RATED HOURS	146-148 LUMENS PER W	IP 20 IP RATING	OP 220-240 OPERATING VOLTAGE	120° BEAM ANGLE	2700-6500 CCT TUNEABLE	SAFETY CLASS
--------------------------	------------------------------	--------------------------------	---------------------------	--	---------------------------	----------------------------------	---------------------

PRODUCT

RHZETM13

Total Power 100% (W):	13
Total Power 75% (W):	9.8
Total Light Output 100% (lm):	1780
Total Light Output 75% (lm):	1335
CCT (K)	2700-6500
CCT Selectable:	Tuneable
CRI:	80
Weight (kg)	0.3
Carton Qty:	20
Trade:	€187.50

DIMENSIONS (mm)	Height/Depth	Diameter
RHZETM13	30	255

ACCESSORIES

RHZETMH	Hinge for OWL Humanitas 13W
---------	-----------------------------

ROBUS HUMANITAS OWL HUMANITAS

OWL HUMANITAS 13W ZIGBEE CONTROLLED TUNABLE WHITE HCL GEAR TRAY, IP65, 2700-6500K

- Come with Zigbee wireless flicker suppressed driver
- Retrofits easily to the GOLF 10W/ 15W fitting, EAGLE 10W/ 14W fitting or the HAWK anti-tamper 10W/ 14W fitting
- Efficacy of 106 lm/cctW when used in ROBUS fittings
- The ideal option for retrofitting HCL into existing surface mount fittings



Scan here for more product information and options

ROBUS HUMANITAS SCHOLAR HUMANITAS



SCHOLAR HUMANITAS 45W ZIGBEE CONTROLLED TUNABLE WHITE HCL BATTEN, 2700-6500K, 1.5M, WHITE

- Suitable for use in corridors, stairways, work stations, storage areas, inspection areas, schools, hotels, offices, retail shops
- LED replacement for 2x58W T8 Fluorescent
- Complete with Zigbee wireless flicker suppressed driver
- Pressed steel housing with polycarbonate diffuser
- Opal diffuser available to improve glare rating
- Large terminals allowing easy loop-in/loop-out
- Wide ambient temperature operation range of -20°C +40°C



PRODUCT

RHZSC4515-01


Total Power 100% (W):	41.4-43.2
Total Power 75% (W):	31.0-32.4
Total Light Output 100% (lm):	5060-5230
Total Light Output 75% (lm):	3790-3920
CCT (K)	2700-6500
CCT Selectable:	Tuneable
CRI:	80
Weight (kg)	3.1
Carton Qty:	4
Trade:	€444.40

DIMENSIONS (mm)

	Length	Height/Depth	Width
RHZSC4515-01	1490	70	144



Scan here for more product information and options



ROBUS HUMANITAS STRIP HUMANITAS



HUMANITAS ZIGBEE CONTROLLER FOR TUNABLE WHITE STRIP

- Suitable for use in offices, shops, reception areas, restaurants, hotels, schools, hospitals
- Colour changing and dimming CCT2 tunable controller
- Use with ROBUS VEGAS range of drivers and CCT2 strips
- Multiple Controllers can be controlled via single HUMANITAS MODUM
- Maximum load of 144W
- Voltage: 12-24V DC
- Connection mode: common anode



PRODUCT

RHZSCT2


Weight (kg)	0.11
Carton Qty:	60
Trade:	€134.30

DIMENSIONS (mm)	Height/Depth	Width
RHZSCT2	140	50



Scan here for more product information and options





ROBUS LINX

86

INTRODUCTION

88

HOW DO I ORDER ROBUS LINX?

90

LINX LIGHTING

91

LINX 3 CHANNEL POWER
MONITORING CONTROLLER

92

LINX 1 CHANNEL POWER
MONITORING CONTROLLER

94

LINX IP65 MICROWAVE
MOTION SENSOR

95

LINX IP65 PHOTOCCELL/DAYLIGHT
SENSOR

96

LINX ZIGBEE SCENE
CONTROLLER

97

LINX IP20 MULTI FUNCTION

ROBUS LINX IS A SELF-HEALING SMART LIGHTING CONTROL SYSTEM.



ENERGY MANAGEMENT

Energy usage and status reporting on-site or off-site across one building or an entire network for enhanced energy efficiency and building security.



DATA PRIVACY

is guaranteed with no dependence on cloud server. As ROBUS LINX is not SaaS, you own the system and do not have the reoccurring costs associated with SaaS.



LIGHTING STATUS MONITORING

Continuous monitoring of light fittings and devices providing alerts if they need attention.



SMART EMERGENCY

Emergency lights are monitored and tested to provide the regulatory compliance, safety, labour and time saving benefits.



BROAD COMPATIBILITY

Automatically import any Dali device for native device control. Compatible with Bacnet for BMS integration.



OCCUPANCY DATA



WIRELESS CONTROL

Easy to change control functionality with no re-wiring required.



LIGHTING AUTOMATION

For daylight harvesting and vacancy or occupancy control.



LINX CAN BE INSTALLED ON NEW BUILDS OR RETROFIT TO EXISTING LIGHTS USING A RANGE OF SMART DRIVERS, CONTROLLERS AND POWER MONITORS IN COMBINATION WITH A 'ZIGBEE' WIRELESS SELF-HEALING MESH THAT IS SCALABLE ACROSS ANY SIZE BUILDING.

ADAPTS TO YOUR BUSINESS

From dimming lights in a single room to managing a multi storey complex. Linx grows with your business. Connect additional 'hubs' to increase the capacity of your network with plug and play simplicity.

DEVICE SELF-CONFIGURATION

The system automatically adds additional devices to the network without manual configuration saving labour and time.

SECURE AND FLEXIBLE ACCESS WORLDWIDE

Access the system on any standard web browser on any tablet, phone or desktop anywhere in the world.

NO SPECIALISED INSTALLER REQUIRED

Your local or onsite electrician or installer can easily handle the job with no additional training.



ROBUS LINX HOW DO I ORDER ROBUS LINX?

OUR SALES TEAM WILL BE DELIGHTED TO DEAL WITH YOUR ENQUIRY AND HAVING DETERMINED THAT LINX IS THE RIGHT SOLUTION FOR YOUR NEEDS THE FOLLOWING IS A GUIDE TO THE STEPS IN A LINX ORDER PROCESS.

We conduct a lighting audit of your premises to identify requirements and a specification document is completed. The hardware and software requirements will inform a lighting design brief.



ROBUS LINX

HOW DO I ORDER ROBUS LINX?

STEP 1 PROJECT PLAN



LARGE PROJECTS

When this option is required we will liaise with your IT provider to agree network requirements and a server will be supplied at the delivery stage.



SMALL PROJECTS

LINX Cloud Server App (free)

STEP 2 DESIGN & QUOTATION



Next we work with you to create a bespoke solution which will provide all the advantages of LINX that you choose to activate.

ENERGY MANAGEMENT	WIRELESS CONTROL
INTEGRATED PHOTOCELLS	SMART EMERGENCY
OCCUPANCY DATA	LIGHTING STATUS MONITORING
PIR/MICROWAVE MOTION SENSORS	BUILDING MANAGEMENT SYSTEM INTEGRATION



Quotation only

STEP 3 DELIVERY & INSTALLATION



For large scale projects, system commissioning and validation will be performed remotely.



For smaller projects we provide a basic set up guide, videos and phone support on;

- Downloading the LINX App
- Connecting to the gateway/system
- Commissioning the system (groups, sensors, scenes, schedules and other software functions)

STEP 4 AFTER SERVICE



For large projects, software training and documentation is provided. Ongoing technical support is available through ROBUS head office.



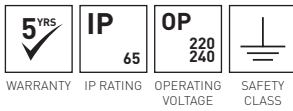
For smaller projects technical support is available through ROBUS head office.

ROBUS LINX LINX LIGHTING



The following ROBUS product ranges are compatible with robus linx system. Look for the ROBUS LINX logo on the following product pages to identify the products that are available with ROBUS LINX.

COMMERCIAL	INDUSTRIAL	SURFACE FITTINGS
100 ATMOS LED PANEL 	148 VULCAN LED CORROSION PROOF 	247 LUNATE LED QUAD POWER FITTING 
104 DALLAS LED BACKLIT PANEL 	150 VULCAN LED CORROSION PROOF - 4FT AND 2FT 	252 HAWK LED 
108 SPACE UGR PANEL 	152 VULCAN LED CORROSION PROOF - 5FT AND 6FT 	254 HAWK LED DUAL POWERED 
110 STELLAR LED INDIRECT PANEL 	158 SONIC4 LED HIGHBAY 	256 EAGLE LED 7W & 10W 
112 SPEEDBEAM IP20 BATTEN 	162 SONIC LED MULTIBAY 	257 EAGLE LED 14W 
114 SPEEDBEAM PLUS IP20 BATTEN 	163 POWERBAY LED HIGH BAY 	258 EAGLE LED 24W 
116 ALEXANDER LED BATTEN 	164 COSMIC LED FLOOD LIGHT 	262 ROCCO LED 
126 SCHOLAR LED BATTEN 	168 COSMIC ASYMMETRIC LED FLOOD LIGHT 	EMERGENCY
128 ELEVATE PANEL 	170 KINGSTON LED LOW BAY 	416 EBLANA EMERGENCY LED BULKHEAD 
130 HORIZON LINEAR 	DOWNLIGHTS	418 SAPPHIRE BULKHEAD 
INDUSTRIAL	218 VIRTUE LED DOWNLIGHT 	420 REX EXIT BOX 
144 SULTAN LED CORROSION PROOF 	220 SUN CIRCULAR LED PANEL 	
	222 GRANADA UGR≤19 LED 	



PRODUCT

RXZ10DIM3-CTRL

Dimmer Type:	1-10 V
Transmission Distance:	30
Weight (kg)	1.55
Carton Qty:	10

DIMENSIONS (mm)	Length	Height/Depth	Width
RXZ10DIM3-CTRL	261	96	195

ROBUS LINX LINX 3 CHANNEL POWER MONITORING CONTROLLER

FEATURES & BENEFITS:

- Zigbee wireless control via smartphone, tablet, PC and scene setter
- Software updates over the air
- Waterproof IP65
- Settings configured in LINX software via any PC, phone or tablet
- Three channel/circuit control
- Measures the electrical power consumed by all connected devices. The details can be viewed on emailed reports or directly in Linx software (energy graphics)

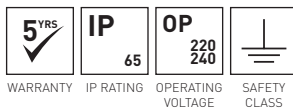


Scan here for more product information and options

ROBUS LINX LINX 1 CHANNEL POWER MONITORING CONTROLLER

FEATURES & BENEFITS:

- Zigbee wireless control via smartphone, tablet, PC and scene setter
- Software updates over the air
- Waterproof IP65
- Settings configured in LINX software via any PC, phone or tablet
- Single channel/circuit control
- Measures the electrical power consumed by all connected devices. The details can be viewed on emailed reports or directly in Linx software (energy graphics)



PRODUCT

RXZ10DIM-CTRL

Dimmer Type:	1-10 V
Transmission Distance:	30
Weight (kg)	0.19
Carton Qty:	44

DIMENSIONS (mm)	Length	Diameter
RXZ10DIM-CTRL	195	50



Scan here for more product information and options

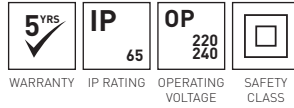
**LINX 1 CHANNEL POWER
MONITORING CONTROLLER**



ROBUS LINX LINX IP65 MICROWAVE MOTION SENSOR

FEATURES & BENEFITS:

- Zigbee wireless control via smartphone, tablet, PC and scene setter
- Software updates over the air
- IP65 waterproof housing
- Settings configured in LINX software via any PC, phone or tablet
- Enables Vacancy and Occupancy control with 3 Step dimming



PRODUCT

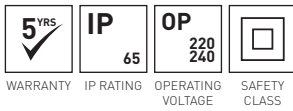
RXZMW1565

Transmission Distance:	30
Weight (kg)	0.11
Carton Qty:	57

DIMENSIONS (mm)	Height/Depth	Diameter
RXZMW1565	62	55



Scan here for more product information and options



WARRANTY IP RATING OPERATING VOLTAGE SAFETY CLASS

PRODUCT

RXZDL65

Weight (kg)	0.13
Carton Qty:	57

DIMENSIONS (mm)	Height/Depth	Diameter
RXZDL65	62	62

**ROBUS LINX
LINX IP65
PHOTOCELL/
DAYLIGHT SENSOR**

FEATURES & BENEFITS:

- Daylight harvesting
- Zigbee wireless control via smartphone, tablet, PC and scene setter
- Photocell sensor for automatic brightness control of lighting based on ambient light level
- Software updates over the air
- IP65 waterproof housing
- Settings configured in LINX software via any PC, phone or tablet

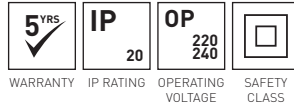


Scan here for more product information and options

ROBUS LINX LINX ZIGBEE SCENE CONTROLLER

FEATURES & BENEFITS:

- Zigbee wireless control via smartphone, tablet, PC
- Software updates over the air
- Security password protection for settings
- Settings configured in LINX software via any PC, phone or tablet
- 3.2" tft screen to enable lighting control and provide feedback from environmental sensors.
- Up to 6 customised scenes created using the software are selectable using the push buttons on the face of the controller



PRODUCT

RXZMMEN-01

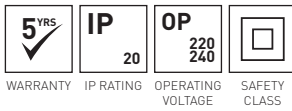
Transmission Distance:	30
Weight (kg)	0.127
Carton Qty:	50

DIMENSIONS (mm)	Length	Height/Depth	Width
RXZMMEN-01	86	35	86



Scan here for more product information and options

ROBUS LINX LINX IP20 MULTI FUNCTION



PRODUCT

RXZMUL20

Dimmer Type:	Zigbee
Transmission Distance:	30
Lux Settings:	25/50/100/200
Weight (kg)	0.115
Carton Qty:	34


DIMENSIONS (mm)	Height/Depth	Diameter
RXZMUL20	50	114

FEATURES & BENEFITS:

- Zigbee wireless control via smartphone, tablet, PC and scene setter
- Software updates over the air
- IP20
- Settings configured in LINX software via any PC, phone or tablet
- Dual mode operation whereby you can select stand alone or output control mode (dip switch on rear of device) for small areas/groups of lights can be wired directly into the output of the device to provide both switch control and power monitoring.



Scan here for more product information and options



COMMERCIAL

100

ATMOS LED PANEL

104

DALLAS LED BACKLIT PANEL

108

SPACE UGR PANEL

110

STELLAR LED
INDIRECT PANEL

112

SPEEDBEAM IP20 BATTEN

114

SPEEDBEAM PLUS IP20 BATTEN

116

ALEXANDER LED BATTEN

118

CAESAR LED BATTEN

120

TOUCAN LED BATTEN

124

EARL LED CCT3
SELECTABLE BATTEN

126

SCHOLAR LED BATTEN

128

ELEVATE PANEL

130

HORIZON LINEAR

COMMERCIAL ATMOS LED PANEL



CONSTRUCTION:

- White powder coated aluminium frame
- Polypropylene thermoplastic diffuser
- Steel back plate

FEATURES & BENEFITS:

- UGR ≤ 19 for small offices to comply with EN12464
- A high quality PP thermoplastic diffuser ensures that light transmission is maximised into the lit space and provides a TPa rating to comply with fire regulations
- Emergency pack provides high lumen output to comply with emergency lighting regulations using minimum number of fittings and utilises LiFePO4 battery technology for long life
- Wide operating ambient temperature range of -20°C to $+40^{\circ}\text{C}$
- Suitable for switching by external PIR, Microwave or Photocell
- NOTE: RAM60406012-01 & RAM40403012-01 have an IK Rating IK03



DIMENSIONS (mm)	Length	Height/Depth	Width
RAM40306060-01	595	10	595
RAM40406060-01	595	10	595
RAM40506060-01	595	10	595
RAM40403012-01	1195	10	295
RAM60406012-01	1195	11	595

ACCESSORIES

R1230SMKFB-01	SPACE and ATMOS surface mount box kit for 30x120 panel, White, 50mm deep, flat packed
R3EMPK4-PSU	3 Hour Emergency Pack with LifePO4 battery, c/w Swift Connector
R60120SMKFB-01	SPACE and ATMOS surface mount box kit for 60x120 Panel, White, 50mm deep, flat packed
R6060SMKFB-01	SPACE and ATMOS surface mount box kit for 60x60 panel, White, 50mm deep, flat packed
RAMRC	Plaster Boards Recessed Clips Kit For ATMOS And SPACE LED Panels
RAMSST	Safety Bracket And 2m Strap Kit For ATMOS LED Panels
RAMSUS-3W	3 Wire Suspension Kit For 300X1200mm Panels
RAMSUS-4W	4 Wire Suspension Kit For 600X600mm Panels
RAMSUS-6W	6 Wire Suspension Kit For 600X1200mm Panels
RPLBRK-01	Panel adjustable suspension bracket (4pcs)
HED6045/D2	Dali switch dim, 45W LED current selectable driver w/ 30cm cable +DC connector
KL35C-PV	35W 1-10V dim and push dim driver 250-800mA
KL50C-PV5	50W 1-10V dim and push dim driver 500-1200mA
RAM40DDVR	40W Phase Dimmable Driver for Atmos 600 x 600 Panel



Scan here for more product information and options

COMMERCIAL ATMOS LED PANEL

PRODUCT	RAM40306060-01	RAM40406060-01	RAM40506060-01
Total Power (W):	38.1	38.3	37.7
Total Light Output (lm):	3390	3810	3800
Efficacy (lm/cctW):	89	99	101
CCT (K)	3000	4000	5000
CCT Selectable:	No	No	No
CRI:	80	80	80
Operating Temperature (°C):	-20+40	-20+40	-20+40
Pre-Built Emergency:	No	No	No
Weight (kg)	2	2	2
Carton Qty:	5	5	5
Trade:	€73.20	€73.20	€73.20

PRODUCT	RAM40403012-01	RAM60406012-01
Total Power (W):	37.5	60.8
Total Light Output (lm):	3730	6620
Efficacy (lm/cctW):	100	109
CCT (K)	4000	4000
CCT Selectable:	No	No
CRI:	80	80
Operating Temperature (°C):	-20+40	-20+40
Pre-Built Emergency:	No	No
Weight (kg)	2.4	5
Carton Qty:	4	2
Trade:	€106.40	€219.50

CODE (Options)	DESCRIPTION	PRICE
E	Emergency	+ €100.00
STE	Self Test Emergency	+ €200.00
SEN	MW Sensor	+ €115.00
DD,AD,SWD	Dali,1-10v,Switch Dim	+ €85.00
3SD	3 Step Dimming	+ €110.00
MD	Phase Dim	+ €75.00

**ATMOS LED PANEL
NORTHERN & SHELL, LONDON**





COMMERCIAL DALLAS LED BACKLIT PANEL

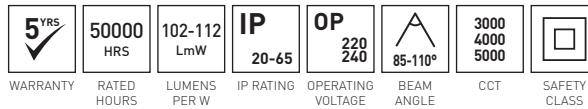


CONSTRUCTION:

- White powder coated aluminium frame
- Polystyrene TPb rated diffuser
- Steel back plate

FEATURES & BENEFITS:

- UGR \leq 19 available in 4000K & UGR \leq 22 available in 3000K, 4000K, & 5000K
- Allows compliance with project requirements for Low Glare in offices or classrooms and all other parts of the building
- Emergency pack and Universal Dimmable driver available
- Includes mounting point for a safety strap
- High efficiency with minimal flicker
- Uses half the power for lower running costs
- Uses Backlit luminaire construction design
- Suitable for switching by PIR, Microwave or Photocell for additional energy savings



DIMENSIONS (mm)	Length	Height/Depth	Width
RDL30406060-01	595	32	595
RDL3040-01	595	32	595
RDL30506060-01	595	32	595
RDL40306060-01	595	32	595
RDL40406060-01	595	32	595
RDL40506060-01	595	32	595
RDL4040606065-01	595	32	595
RDL40406060UGR-01	595	32	595

ACCESSORIES

R3EMPK4-PSU	3 Hour Emergency Pack with LifePO4 battery, c/w Swift Connector
RDL6060SF-01	DALLAS Surface Mount Box Kit for 60x60 panel White 70mm deep Flat Pack
RDLSSST	Safety Bracket And 2m Strap Kit For DALLAS LED Backlit Panels, 600x600mm
RDLSSUS-4W	4 WIRE Suspension Kit For 600X600mm And 300X1200mm DALLAS Panels



Scan here for more product information and options

COMMERCIAL DALLAS LED BACKLIT PANEL

PRODUCT	RDL30406060-01	RDL3040-01	RDL30506060-01	RDL40306060-01
Total Power (W):	29.6	30	30	37.6
Total Light Output (lm):	3210	3280	3220	3830
Efficacy (lm/cctW):	108	109	107	102
CCT (K)	4000	4000	5000	3000
CCT Selectable:	No	No	No	No
CRI:	80	80	80	80
Operating Temperature (°C):	-20+40	-20+40	-20+40	-20+40
Pre-Built Emergency:	No	No	No	No
Weight (kg)	1.8	1.9	1.8	1.7
Carton Qty:	5	5	5	5
Trade:	€55.50	€65.70	€55.50	€52.30

PRODUCT	RDL40406060-01	RDL40506060-01	RDL4040606065-01	RDL40406060UGR-01
Total Power (W):	40.3	40.6	41.2	38
Total Light Output (lm):	4210	4180	4630	4100
Efficacy (lm/cctW):	104	103	112	108
CCT (K)	4000	5000	4000	4000
CCT Selectable:	No	No	No	No
CRI:	80	80	80	85
Operating Temperature (°C):	-20+40	-20+40	-20+40	-20+40
Pre-Built Emergency:	No	No	No	No
Weight (kg)	1.7	1.7	1.8	2.1
Carton Qty:	5	5	5	5
Trade:	€55.50	€55.50	€82.90	€70.00

CODE (Options)	DESCRIPTION	PRICE
E	Emergency	+ €100.00
STE	Self Test Emergency	+ €200.00
DAE	Dali Addressable Emergency	+ €200.00
SEN	MW Sensor	+ €90.00
DD,AD,SWD	Dali,1-10v,Switch Dim	+ €85.00
3SD	3 Step Dimming	+ €110.00

DALLAS BACKLIT PANEL
SPECIALISED CONCEPT STORE, NORWICH





COMMERCIAL SPACE UGR PANEL



CONSTRUCTION:

- White powder coated aluminium frame
- Polystyrene TPb rated diffuser
- Steel back plate

FEATURES & BENEFITS:

- UGR \leq 19 complies with the requirements of EN12464 for reading, writing and computer based tasks in offices and other areas
- The driver primary side is pre-wired with the male half of our SWIFT 4 pole connector with the female part supplied for wiring to the supply infrastructure. Four large terminals allow for a number of conductors for loop in/out and permanent and switched live supplies
- Luminance <3000cd/m² at <65° for ease of screen viewing
- A pre-wired Plug & Play universal DALI, Analogue 1-10v, SwitchDim driver option is available

5 YRS ✓	50000 HRS	112-115 LmW	IK 06	IP 20	OP 220 240	A 90°	4000 5000	
WARRANTY	RATED HOURS	LUMENS PER W	IK RATING	IP RATING	OPERATING VOLTAGE	BEAM ANGLE	CCT	SAFETY CLASS

PRODUCT	RSP30406060UGR-01	RSP30506060UGR-01
Total Power (W):	30.8	31
Total Light Output (lm):	3440	3560
Efficacy (lm/cctW):	112	115
CCT (K)	4000	5000
CCT Selectable:	No	No
CRI:	80	80
Operating Temperature (°C):	-20+40	-20+40
Pre-Built Emergency:	No	No
Weight (kg)	2.9	2.9
Carton Qty:	4	4
Trade:	€112.00	€112.00

DIMENSIONS (mm)	Length	Height/Depth	Width
RSP30406060UGR-01	595	10	595
RSP30506060UGR-01	595	10	595

ACCESSORIES

HED6045/D2	Dali switch dim, 45W LED current selectable driver w/ 30cm cable +DC connector
R3EMPK4-PSU	3 Hour Emergency Pack with LifePO4 battery, c/w Swift Connector
R6060SMKFB-01	SPACE and ATMOS surface mount box kit for 60x60 panel, White, 50mm deep, flat packed
RAMRC	Plaster Boards Recessed Clips Kit For ATMOS And SPACE LED Panels
RAMSST	Safety Bracket And 2m Strap Kit For ATMOS LED Panels
RAMSUS-4W	4 Wire Suspension Kit For 600X600mm Panels
RPLBRK-01	Panel adjustable suspension bracket (4pcs)

CODE (Options)	DESCRIPTION	PRICE
E	Emergency	+ €100.00
STE	Self Test Emergency	+ €200.00
DAE	Dali Addressable Emergency	+ €200.00
SEN	MW Sensor	+ €90.00
DD,AD,SWD	Dali, 1-10v, Switch Dim	+ €85.00
3SD	3 Step Dimming	+ €110.00



Scan here for more product information and options

SPACE LED PANEL
AMMEON, DUBLIN, IRELAND



COMMERCIAL STELLAR LED INDIRECT PANEL



CONSTRUCTION:

- Cold rolled steel housing
- Powder coated finish in RAL9003
- TPb rated PMMA diffuser

FEATURES & BENEFITS:

- Fits into standard sizes of ceiling grid – 15mm and 24mm
- UGR ≤19 complies with the requirements of EN12464 for reading, writing and computer based tasks in offices and other areas
- DALI, Analogue 1-10v and SwitchDim driver option
- Pre-wired with SWIFT male and female loop in / loop out connector enabling fast fix installation
- Winged design with PMMA TPb diffuser



PRODUCT

RSL28406060-01

Total Power (W):	28.4
Total Light Output (lm):	3200
Efficacy (lm/cctW):	113
CCT (K)	4000
CCT Selectable:	No
CRI:	80
Operating Temperature (°C):	-20+40
Pre-Built Emergency:	No
Weight (kg)	4.1
Carton Qty:	1
Trade:	€220.50

DIMENSIONS (mm)	Length	Height/Depth	Width
RSL28406060-01	595	80	595

CODE (Options)	DESCRIPTION	PRICE
E	Emergency	+ €100.00
STE	Self Test Emergency	+ €200.00
DAE	Dali Addressable Emergency	+ €200.00
SEN	MW Sensor	+ €90.00
DD,AD,SWD	Dali,1-10v,Switch Dim	+ €85.00
3SD	3 Step Dimming	+ €110.00



Scan here for more product information and options

**STELLAR LED
INDIRECT PANEL**
DOREY COURT, GUERNSEY, UK



COMMERCIAL SPEEDBEAM IP20 BATTEN



NEW
for 2023



CONSTRUCTION:

- Metal housing and polycarbonate diffuser providing high impact protection rating of IK08
- Two-part construction making wiring and installation much easier and faster
- Easy to open screw-less end caps providing quick and simple installation

FEATURES & BENEFITS:

- All sizes equipped with quick connectors allowing plug-in emergency pack (RLEMPKDT-PSU) and plug-in microwave sensor (RLMW) to be fitted in seconds
- 4-way push terminals
- Base suitable for 20mm conduit entry
- Suitable for BESA box mounting
- Compatible with ALEXANDER suspension kit (RAESUS-2W)
- Modularised components for quick and easy replacement
- Suitable for switching by external PIR, Microwave or Photocell
- High efficacy of 125Lm/W



DIMENSIONS (mm)	Length	Height/Depth	Width
RSB104006-01	630	65	65
RSB204006-01	630	65	65
RSB204012-01	1230	65	65
RSB404012-01	1230	65	65
RSB294015-01	1530	65	65
RSB584015-01	1530	65	65
RSB394018-01	1830	65	65
RSB764018-01	1830	65	65

ACCESSORIES

RLEMPKDT-PSU	2W 3 Hour DUAL TEST Emergency Pack for use with LINEAR fittings
RLMW	Plug-in Microwave Sensor Accessory for use with LINEAR fittings



Scan here for more product information and options

COMMERCIAL SPEEDBEAM IP20 BATTEN

PRODUCT	RSB104006-01	RSB204006-01	RSB204012-01	RSB404012-01
Total Power (W):	10	20	20	40
Total Light Output (lm):	1250	2500	2500	5000
Efficacy (lm/cctW):	125	125	125	125
CCT (K)	4000	4000	4000	4000
CRI:	80	80	80	80
Operating Temperature (°C):	-20+40	-20+40	-20+40	-20+40
Pre-Built Emergency:	No	No	No	No
Weight (kg)	0.8	0.8	1.5	1.5
Carton Qty:	1	1	1	1
Trade:	€46.45	€48.55	€60.00	€67.85

PRODUCT	RSB294015-01	RSB584015-01	RSB394018-01	RSB764018-01
Total Power (W):	29	58	39	78
Total Light Output (lm):	3630	7250	4880	9750
Efficacy (lm/cctW):	125	125	125	125
CCT (K)	4000	4000	4000	4000
CRI:	80	80	80	80
Operating Temperature (°C):	-20+40	-20+40	-20+40	-20+40
Pre-Built Emergency:	No	No	No	No
Weight (kg)	1.9	1.9	2.3	2.3
Carton Qty:	1	1	1	1
Trade:	€71.45	€81.45	€85.70	€97.15

CODE (Options)	DESCRIPTION	PRICE
E	Emergency	+ €110.00
STE	Self Test Emergency	+ €155.00
DAE	Dali Addressable Emergency	+ €160.00
DD,AD,SWD	Dali,1-10v,Switch Dim	+ €130.00

COMMERCIAL SPEEDBEAM PLUS IP20 BATTEN



PLUS

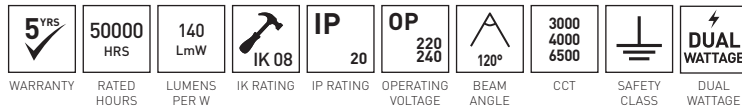


CONSTRUCTION:

- Easy to open screw-less end caps providing quick and simple installation
- Two-part construction making wiring and installation much easier and faster
- Metal housing and polycarbonate diffuser providing high impact protection rating of IK08

FEATURES & BENEFITS:

- All sizes equipped with quick connectors allowing plug-in emergency pack (RLEMPKDT-PSU) and plug-in microwave sensor (RLMW) to be fitted in seconds
- Light colour temperature selectable between 3000K, 4000K and 6500K
- Unique design of each size allowing selection between 2 different lumen outputs to suit installation area requirements
- 4-way push terminals
- Base suitable for 20mm conduit entry
- Suitable for BESA box mounting
- Compatible with ALEXANDER suspension kit (RAESUS-2W)
- Modularised components for quick and easy replacement
- Suitable for switching by external PIR, Microwave or Photocell
- High efficacy of 140Lm/W



DIMENSIONS (mm)	Length	Height/Depth	Width
RSBX012-01	1230	65	65
RSBX015-01	1530	65	65
RSBX018-01	1830	65	65

ACCESSORIES

RLEMPKDT-PSU	2W 3 Hour DUAL TEST Emergency Pack for use with LINEAR fittings
RLMW	Plug-in Microwave Sensor Accessory for use with LINEAR fittings



Scan here for more product information and options

COMMERCIAL SPEEDBEAM PLUS IP20 BATTEN

PRODUCT	RSBX012-01	RSBX015-01
Total Power (W):	17 34	26 52
Total Light Output (lm):	2380 4760	3640 7280
Efficacy (lm/cctW):	140	140
CCT (K)	3000 4000 6500	3000 4000 6500
CCT Selectable:	Selectable	Selectable
CRI:	80	80
Operating Temperature (°C):	-20+40	-20+40
Pre-Built Emergency:	No	No
Weight (kg)	1.5	1.9
Carton Qty:	1	1
Trade:	€78.55	€94.30

PRODUCT	RSBX018-01
Total Power (W):	34 68
Total Light Output (lm):	4760 9520
Efficacy (lm/cctW):	140
CCT (K)	3000 4000 6500
CCT Selectable:	Selectable
CRI:	80
Operating Temperature (°C):	-20+40
Pre-Built Emergency:	No
Weight (kg)	2.3
Carton Qty:	1
Trade:	€110.00

COMMERCIAL ALEXANDER LED BATTEN



CONSTRUCTION:

- White powder coated pressed steel housing
- Opal polycarbonate diffuser

FEATURES & BENEFITS:

- Integral emergency available in all versions above 600mm
- Easy open and disassembly of housing sections provides fast and simple installation
- Includes BESA box mounting facility, prestamped surface fixing holes and suspension fixing points
- Wide operating ambient temperature range of -20°C to +40°C
- Light output is diffused to provide a low glare
- Suitable for switching by external PIR, Microwave or Photocell



DIMENSIONS (mm)	Length	Height/Depth	Width
RAE204006-01	618	61	53
RAE244012-01	1218	61	53
RAE404012-01	1218	61	53
RAE404015-01	1518	61	53
RAE404015E-01	1518	61	53
RAE604015-01	1518	63	53
RAE604015E-01	1518	63	53
RAE484018-01	1780	61	53
RAE804018-01	1780	63	53
RAE804018E-01	1780	63	53

ACCESSORIES

RAESUS-2W

2 WIRES SUSPENSION KIT FOR ALEXANDER

EMERGENCY

RAE404015E-01	350
RAE604015E-01	440
RAE804018E-01	400

Total Emergency Light Output (lm)



Scan here for more product information and options

COMMERCIAL ALEXANDER LED BATTEN

PRODUCT	RAE204006-01	RAE244012-01	RAE404012-01	RAE404015-01
Total Power (W):	19.5	22.6	39.2	38.4
Total Light Output (lm):	2340	2870	4900	4640
Efficacy (lm/cctW):	120	127	125	121
CCT (K)	4000	4000	4000	4000
CCT Selectable:	No	No	No	No
CRI:	80	80	80	80
Operating Temperature (°C):	-20+40	-20+40	-20+40	-20+40
Pre-Built Emergency:	No	No	No	No
Weight (kg)	0.63	1.1	1.1	1.39
Carton Qty:	6	6	6	6
Trade:	€67.60	€78.30	€96.00	€90.20

PRODUCT	RAE404015E-01	RAE604015-01	RAE604015E-01	RAE484018-01
Total Power (W):	42	55.4	59.7	51
Total Light Output (lm):	4830	6690	7610	6000
Efficacy (lm/cctW):	115	121	127	118
CCT (K)	4000	4000	4000	4000
CCT Selectable:	No	No	No	No
CRI:	80	80	80	80
Operating Temperature (°C):	-10+40	-20+40	-10+40	-20+40
Pre-Built Emergency:	Yes	No	Yes	No
Weight (kg)	1.88	1.39	1.88	1.65
Carton Qty:	6	6	6	6
Trade:	€220.40	€103.10	€238.20	€105.35

PRODUCT	RAE804018-01	RAE804018E-01
Total Power (W):	83.2	84.6
Total Light Output (lm):	9840	9890
Efficacy (lm/cctW):	118	117
CCT (K)	4000	4000
CCT Selectable:	No	No
CRI:	80	80
Operating Temperature (°C):	-20+40	-10+40
Pre-Built Emergency:	No	Yes
Weight (kg)	1.65	2.1
Carton Qty:	6	6
Trade:	€145.75	€266.65

CODE (Options)	DESCRIPTION	PRICE
E	Emergency	+ €110.00
STE	Self Test Emergency	+ €155.00
DAE	Dali Addressable Emergency	+ €160.00
DD,AD,SWD	Dali,1-10v,Switch Dim	+ €130.00
LX	Linx	Contact Us
PIR	360 PIR	+ €70.00

COMMERCIAL CAESAR LED BATTEN



CONSTRUCTION:

- White powder coated pressed steel base
- Clip on metal framed opal diffuser with connector for LED's

FEATURES & BENEFITS:

- Emergency version operates for 3 hour duration, c/w test switch
- Large terminals allowing easy loop-in/loop-out
- C/w mounting accessories and suspension kit allowing suspending at max 1m
- Complies with requirements of the Energy Technology Criteria List
- Conduit entry available through the end caps and BESA box mounting facility included
- Wide operating ambient temperature range of -20°C to +40°C
- Suitable for analogue, DALI, and switch dimming

WARRANTY	RATED HOURS	LUMENS PER W	IK RATING	IP RATING	OPERATING VOLTAGE	BEAM ANGLE	CCT	SAFETY CLASS

DIMENSIONS (mm)

	Length	Height/Depth	Width
RCA244012-01	1160	74	62
RCA484012-01	1160	74	62
RCA484015-01	1460	74	62
RCA484015E-01	1460	74	62
RCA804015-01	1460	74	62
RCA804015E-01	1460	74	62
RCA604018-01	1723	74	62
RCA964018-01	1723	74	62

EMERGENCY

RCA484015E-01
RCA804015E-01

Total Emergency Light Output (lm)

410
400



Scan here for more product information and options


COMMERCIAL CAESAR LED BATTEN

PRODUCT	RCA244012-01	RCA484012-01	RCA484015-01	RCA484015E-01
Total Power (W):	23	46	45.8	47.9
Total Light Output (lm):	2850	5320	5400	5400
Efficacy (lm/cctW):	124	116	118	112
CCT (K)	4000	4000	4000	4000
CCT Selectable:	No	No	No	No
CRI:	80	80	80	80
Operating Temperature (°C):	-20+40	-20+40	-20+40	-10+40
Pre-Built Emergency:	No	No	No	Yes
Weight (kg)	2.1	2.1	2.5	3
Carton Qty:	4	4	4	4
Trade:	€160.00	€135.10	€160.00	€277.40

PRODUCT	RCA804015-01	RCA804015E-01	RCA604018-01	RCA964018-01
Total Power (W):	78.5	81.5	56.4	96.4
Total Light Output (lm):	8720	8720	7140	11260
Efficacy (lm/cctW):	110	107	127	117
CCT (K)	4000	4000	4000	4000
CCT Selectable:	No	No	No	No
CRI:	80	80	80	80
Operating Temperature (°C):	-20+40	-10+40	-20+40	-20+40
Pre-Built Emergency:	No	Yes	No	No
Weight (kg)	2.5	3.1	3.1	3.2
Carton Qty:	4	4	4	4
Trade:	€209.75	€331.30	€195.60	€231.20

CODE (Options)	DESCRIPTION	PRICE
E	Emergency	+ €110.00
DAE	Dali Addressable Emergency	+ €110.00
STE	Self Test Emergency	+ €155.00
SEN	MW Sensor	+ €65.00
DD,AD,SWD	Dali,1-10v,Switch Dim	+ €130.00
PIR	360 PIR	+ €70.00

COMMERCIAL TOUCAN LED BATTEN



CONSTRUCTION:

- Low profile aluminium housing
- UV stabilised white polycarbonate end caps and curved high efficiency polycarbonate opal diffuser
- Complete with stainless steel mounting brackets

FEATURES & BENEFITS:

- Pre-wired with 1m flex
- Non rusting mounting system for long life and continued aesthetics
- Ideal for task and security lighting whilst providing clear visibility
- Will not corrode so provides long physical life to match LED's
- Rugged solid state lighting technology with no heat filaments or electrodes to fail

WARRANTY	RATED HOURS	LUMENS PER W	IK RATING	IP RATING	OPERATING VOLTAGE	BEAM ANGLE	CCT	SAFETY CLASS

DIMENSIONS (mm)	Length	Height/Depth	Width
RTC184006-01	615	25	75
RTC364012-01	1215	25	75
RTC454015-01	1515	25	75



Scan here for more product information and options

COMMERCIAL TOUCAN LED BATTEN

PRODUCT	RTC184006-01	RTC364012-01
Total Power (W):	18.7	34.3
Total Light Output (lm):	1810	3640
Efficacy (lm/cctW):	97	106
CCT (K)	4000	4000
CCT Selectable:	No	No
CRI:	80	80
Operating Temperature (°C):	-20+40	-20+40
Pre-Built Emergency:	No	No
Weight (kg)	0.42	0.8
Carton Qty:	10	10
Trade:	€45.20	€83.60

PRODUCT	RTC454015-01
Total Power (W):	43.4
Total Light Output (lm):	4340
Efficacy (lm/cctW):	100
CCT (K)	4000
CCT Selectable:	No
CRI:	80
Operating Temperature (°C):	-20+40
Pre-Built Emergency:	No
Weight (kg)	1.1
Carton Qty:	10
Trade:	€97.60

TOUCAN LED BATTEN





**EARL LED CCT3
SELECTABLE BATTEN**

COMMERCIAL EARL LED CCT3 SELECTABLE BATTEN



CONSTRUCTION:

- White powder coated extruded aluminium base
- White polycarbonate end caps
- Opal diffuser
- Composite FR4/Aluminium PCB

FEATURES & BENEFITS:

- Correlated Colour Temperature (CCT) selectable via 3 way switch under one of end caps
- Shallow surface projection so ideal for low ceilings and provides simple neat aesthetics
- Large screw terminal block allowing max 2.5mm² conductors
- Rear centre position cable entry point fitted with cable grommet
- Suitable for switching by external PIR, Microwave or Photocell

WARRANTY	RATED HOURS	LUMENS PER W	IK RATING	IP RATING	OPERATING VOLTAGE	BEAM ANGLE	CCT SELECTABLE	SAFETY CLASS

DIMENSIONS (mm)

	Length	Height/Depth	Width
RER2006CCT3-01	600	40	85
RER4012CCT3-01	1200	40	85
RER6015CCT3-01	1500	40	85
RER6018CCT3-01	1762	40	85



Scan here for more product information and options

COMMERCIAL EARL LED CCT3 SELECTABLE BATTEN

PRODUCT	RER2006CCT3-01	RER4012CCT3-01
Total Power (W):	19.2 18.4 19.0	39.2 37.2 39.2
Total Light Output (lm):	2010 2240 2160	3340 3960 3580
Efficacy (lm/cctW):	105 122 113	85 106 91
CCT (K)	3000 4500 6500	3000 4500 6500
CCT Selectable:	Selectable	Selectable
CRI:	80	80
Operating Temperature (°C):	-20+40	-20+40
Pre-Built Emergency:	No	No
Weight (kg)	0.5	0.9
Carton Qty:	10	10
Trade:	€50.40	€83.40

PRODUCT	RER6015CCT3-01	RER6018CCT3-01
Total Power (W):	52.5 50.6 52.1	52.8 50.7 52.4
Total Light Output (lm):	5910 6530 6290	6030 6650 6450
Efficacy (lm/cctW):	112 129 121	114 131 123
CCT (K)	3000 4500 6500	3000 4500 6500
CCT Selectable:	Selectable	Selectable
CRI:	80	80
Operating Temperature (°C):	-20+40	-20+40
Pre-Built Emergency:	No	No
Weight (kg)	1.1	1.3
Carton Qty:	10	10
Trade:	€111.20	€138.90

COMMERCIAL SCHOLAR LED BATTEN



CONSTRUCTION:

- White powder coated pressed steel housing
- Polycarbonate diffuser and end caps

FEATURES & BENEFITS:

- Suitable for surface or suspension mounting using the fixing kits included
- Pressed steel housing with polycarbonate diffuser
- BESA box mounting facility included
- Opal diffuser available to reduce glare
- Equipped with a low flicker driver
- Wide operating ambient temperature range of -20°C to +40°C
- Suitable for switching by external PIR, Microwave or Photocell

5 YRS	50000 HRS	98-105 LmW	IK 08	IP 44	OP 220 240	A 120°	4000	III
WARRANTY	RATED HOURS	LUMENS PER W	IK RATING	IP RATING	OPERATING VOLTAGE	BEAM ANGLE	CCT	SAFETY CLASS

PRODUCT	RSC504012-01	RSC604015-01
Total Power (W):	49.3	57.9
Total Light Output (lm):	4840	6100
Efficacy (lm/cctW):	98	105
CCT (K)	4000	4000
CCT Selectable:	No	No
CRI:	80	80
Operating Temperature (°C):	-20+40	-20+40
Pre-Built Emergency:	No	No
Weight (kg)	2.4	3.1
Carton Qty:	4	6
Trade:	€176.05	€189.70

DIMENSIONS (mm)	Length	Height/Depth	Width
RSC504012-01	1190	70	144
RSC604015-01	1490	70	144

ACCESSORIES

RSC150D SCHOLAR opal diffuser, 1.5m

CODE (Options)	DESCRIPTION	PRICE
E	Emergency	+ €110.00
STE	Self Test Emergency	+ €155.00
DAE	Dali Addressable Emergency	+ €160.00
SEN	MW Sensor	+ €65.00
DD,AD,SWD	Dali, 1-10v, Switch Dim	+ €130.00



Scan here for more product information and options

SCHOLAR LED BATTEN
HALESOWEN COLLEGE, UK



COMMERCIAL ELEVATE PANEL



CONSTRUCTION:

- Anodised extruded aluminium luminaire body
- White powder coated pressed steel driver enclosure
- Polycarbonate main body diffuser
- PMMA transparent side optics

FEATURES & BENEFITS:

- Complete with suspension cables allowing suspension up to 1.2m
- Complete with low flicker, high quality driver complying with IEEE 1789-2015
- Wide operating ambient temperature range of -20°C to +40°C
- Suitable for switching by PIR, Microwave or Photocell

5 YRS	50000 HRS	100 LmW	IP 20	OP 220 240	140°	4000	S
WARRANTY	RATED HOURS	LUMENS PER W	IP RATING	OPERATING VOLTAGE	BEAM ANGLE	CCT	SAFETY CLASS

PRODUCT

REV40403012T-01

Total Power (W):	37.2
Total Light Output (lm):	3700
Efficacy (lm/cctW):	100
CCT (K)	4000
CCT Selectable:	No
CRI:	85
Operating Temperature (°C):	-20+40
Pre-Built Emergency:	No
Weight (kg)	4.46
Carton Qty:	3
Trade:	€384.00

DIMENSIONS (mm)	Length	Height/Depth	Width
REV40403012T-01	1212	50	320



Scan here for more product information and options

ELEVATE PANEL



COMMERCIAL HORIZON LINEAR



NEW
for 2023

CCT
selectable



CONSTRUCTION:

- Black powder coated aluminium extruded housing
- RHR2540UGR-10 & RHR2540UGRDD-10 using PMMA lens reflector, RHR40CCT-10 & RHR40CCT3DD-10 using polycarbonate matt diffuser
- Stainless steel wall/ceiling bracket

FEATURES & BENEFITS:

- Available in standard and DALI dimmable
- Continuous linear lights – both surface mounted and suspended
- CCT3 selectable version is linkable up to 30pcs – max run 42m
- UGR<19 version is linkable up to 45pcs – max run 63m
- With down light as standard and plug and play up-light LED modules available as accessories
- High efficacy up to 140lm/W
- Complete with wall/ceiling mount bracket
- Available accessories: 1.5m AC silflex cable, 1.5m suspension cable, linking bracket, 1.5m DALI silflex cable

5 YRS WARRANTY	50000 HR RATED HOURS	97-140 LmW LUMENS PER W	IK 07 IK RATING	IP 20 IP RATING	OP 220/240 OPERATING VOLTAGE	A 70-100° BEAM ANGLE	3000 4000 5700 CCT
--------------------------	-----------------------------------	--------------------------------------	---------------------------	---------------------------	--	--------------------------------	--------------------------------------

DIMENSIONS (mm)	Length	Height/Depth	Width
RHR2540UGR-10	1410	72	50
RHR2540UGRDD-10	1410	72	50
RHR40CCT3-10	1410	73	50
RHR40CCT3DD-10	1410	73	50

ACCESSORIES

RHR2540-UP	HORIZON 25W 4000K up light module accessory
RHR40CCT3-UP	HORIZON 40W CCT3 selectable up light module accessory
RHRLB	HORIZON Linking bracket and cover accessory
RHR15	HORIZON AC Silflex 1.5m cable accessory
RHRSD15	HORIZON DALI Silflex 1.5m cable accessory
RHR15SUS	HORIZON 1.5m suspension kit accessory



Scan here for more product information and options

COMMERCIAL HORIZON LINEAR

PRODUCT	RHR2540UGR-10	RHR2540UGRDD-10
Total Power (W):	26.2	26.5
Total Light Output (lm):	3570	3710
Efficacy (lm/cctW):	136	140
CCT (K)	4000	4000
CCT Selectable:	No	No
CRI:	80	80
Operating Temperature (°C):	-20+40	-20+40
Pre-Built Emergency:	No	No
Weight (kg)	2.1	2.4
Carton Qty:	6	6
Trade:	€361.10	€425.80

PRODUCT	RHR40CCT3-10	RHR40CCT3DD-10
Total Power (W):	39.7 38.2 39.4	40.7 39.4 41.0
Total Light Output (lm):	3900 4210 3980	3960 4210 4010
Efficacy (lm/cctW):	98 110 101	97 107 98
CCT (K)	3000 4000 5700	3000 4000 5700
CCT Selectable:	Selectable	Selectable
CRI:	80	80
Operating Temperature (°C):	-20+40	-20+40
Pre-Built Emergency:	No	No
Weight (kg)	2.1	2.1
Carton Qty:	6	6
Trade:	€277.80	€428.60

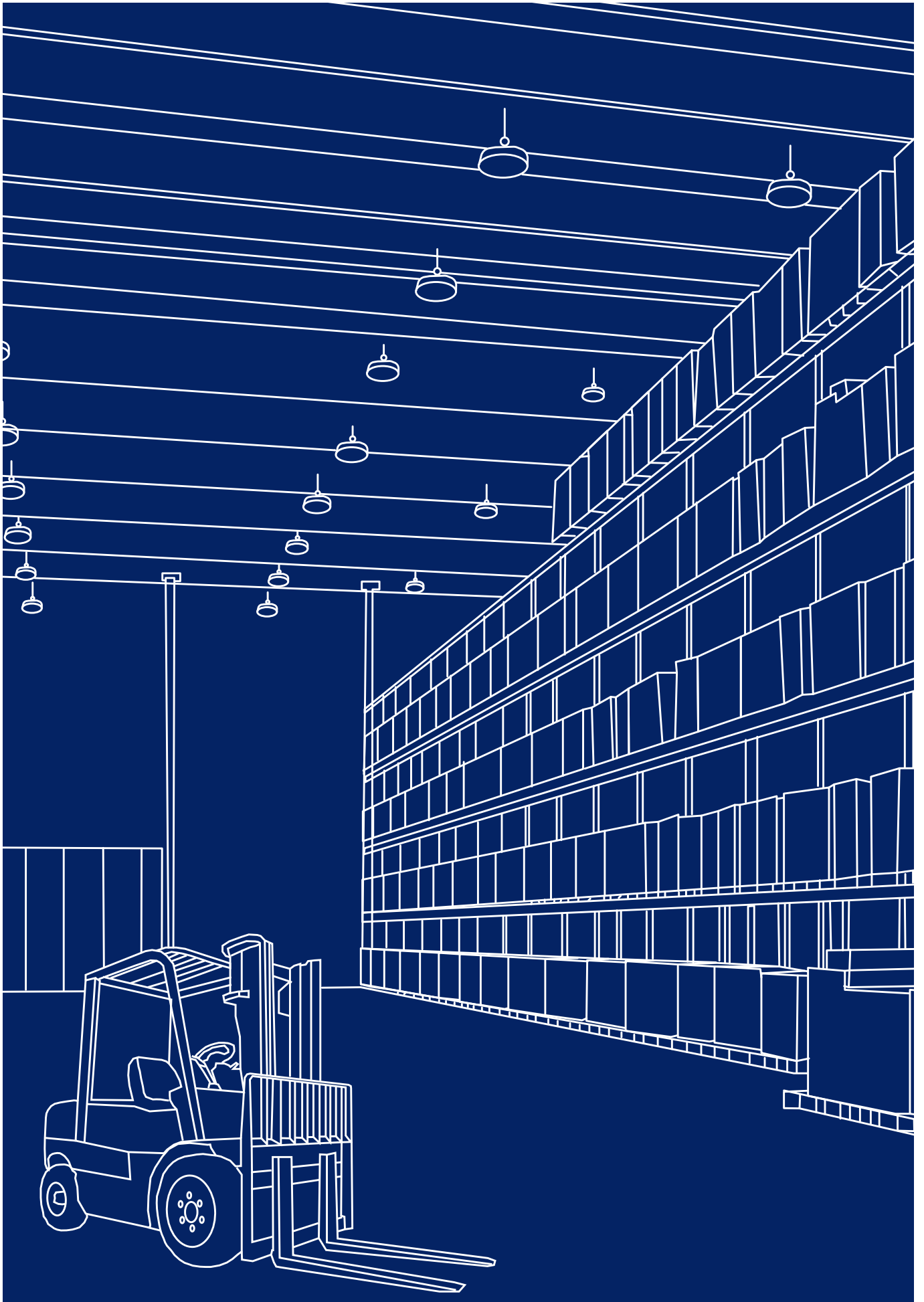
CODE (Options)	DESCRIPTION	PRICE
E	Emergency	+ €110.00
STE	Self Test Emergency	+ €155.00

HORIZON LINEAR
UGR<19



**HORIZON LINEAR
CCT3 SELECTABLE**





INDUSTRIAL

136

HARBOUR LED
CORROSION PROOF

142

HARBOUR DUO LED
CORROSION PROOF

144

SULTAN LED
CORROSION PROOF

148

VULCAN LED
CORROSION PROOF

150

VULCAN LED CORROSION
PROOF - 4FT AND 2FT

152

VULCAN LED CORROSION
PROOF - 5FT AND 6FT

154

360° PIR

155

PIR REMOTE CONTROL

156

LAZER 2 LED VAPOUR
PROOF

158

SONIC4 LED HIGHBAY

162

SONIC LED MULTIBAY

163

POWERBAY LED HIGHBAY

164

COSMIC LED FLOOD LIGHT

168

COSMIC ASYMMETRIC LED
FLOOD LIGHT

170

KINGSTON LED LOW BAY

172

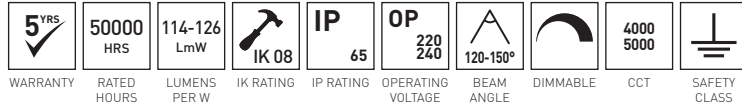
PRISMOID LED
LINEAR HI-RACK

174

FALCON LED WALL LIGHT

INDUSTRIAL HARBOUR LED CORROSION PROOF

The ROBUS HARBOUR Corrosion Proof fittings consist of a high quality tridonic constant current driver which ensures optimum LED performance, life and reliability. Each fitting contains a gear tray, fixings and plug & play connectors allowing the 3 hour plug-in emergency pack with LiFePO4 to be fitted in seconds. This LiFePO4 battery technology means they will have prolonged emergency duration and extended discharge/charge cycles.



FEATURES & BENEFITS:

CORROSION PROOF

- IP65

PLUG & PLAY EMERGENCY OPTION

- Provides high light output in emergency mode to ensure emergency lighting regulations are met

COST EFFECTIVE

- 50,000 hour rated LED life
- Reduced energy, maintenance and disposal costs

WIDE RANGE OF APPLICATIONS

- IP65 & IK08 suitable to be installed in wet and dusty environments
- Resistant to shock and vibration
- Withstands temperatures of -25° C to 40°C

GOOD VISIBILITY

- 4,000K CCT and Ra of 80 means they are ideal for security cameras as used in many indoor or outdoor parking facilities

PRODUCT

PRODUCT	DESCRIPTION	TRADE
RHA10402FTV2-24	Single 2Ft, 10W	€65.10
RHA20402FTV2-24	Double 2Ft, 20W	€68.50
RHA20404FTV2-24	Single 4Ft, 20W	€65.10
RHA20504FTV2-24	Single 4Ft, 20W	€65.10
RHA40404FTV2-24	Double 4Ft, 40W	€85.60
RHA40504FTV2-24	Double 4Ft, 40W	€85.60
RHA28405FTV2-24	Single 5Ft, 28W	€68.50
RHA28505FTV2-24	Single 5Ft, 28W	€68.50
RHA58405FTV2-24	Double 5Ft, 58W	€89.40
RHA58505FTV2-24	Double 5Ft, 58W	€89.40
RHA80405FTV2-24	Double 5Ft, 80W	€119.90
RHA34406FTV2-24	Single 6Ft, 34W	€113.00
RHA34506FTV2-24	Single 6Ft, 34W	€113.00
RHA70406FTV2-24	Double 6Ft, 70W	€143.80
RHA70506FTV2-24	Double 6Ft, 70W	€143.80

ROBUS EMERGENCY PACK READY (EPR)

Gear tray, fixings and P&P connectors ready to accept emergency pack.

LIFEPO4 BATTERY TECHNOLOGY

Prolonged emergency duration, extended discharge/charge cycles, low weight.

HIGH QUALITY TRIDONIC CONSTANT CURRENT DRIVER

Optimum LED performance, life and reliability.



Scan here for more product information and options

**HARBOUR LED
CORROSION PROOF**



INDUSTRIAL HARBOUR LED CORROSION PROOF

NEW
for 2023

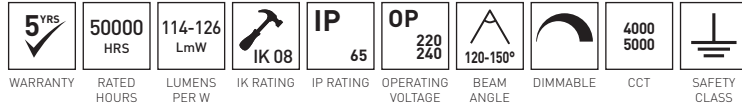


CONSTRUCTION:

- Grey coloured polycarbonate body
- Opal polycarbonate diffuser
- Stainless steel clips
- Aluminium gear tray

FEATURES & BENEFITS:

- Suitable for workshops, garages, warehouses, car parks, farm buildings, wet areas
- Flexible so will not crack when mounted on uneven surfaces
- Provides excellent light uniformity with less glare
- Less susceptible to failure due to building vibration caused by traffic or hot/cold temperature variations
- Provides ingress protection against dust and water jets
- Wide operating ambient temperature range of -25°C to 40°C



DIMENSIONS (mm)

	Length	Height/Depth	Width
RHA10402FTV2-24	650	70	72
RHA20402FTV2-24	650	70	117
RHA20404FTV2-24	1250	70	72
RHA20504FTV2-24	1250	70	72
RHA40404FTV2-24	1250	70	117
RHA40504FTV2-24	1250	70	117
RHA28405FTV2-24	1550	70	72
RHA28505FTV2-24	1550	70	72
RHA58405FTV2-24	1550	70	117
RHA58505FTV2-24	1550	70	117
RHA80405FTV2-24	1550	70	117
RHA34406FTV2-24	1850	70	72
RHA34506FTV2-24	1850	70	72
RHA70406FTV2-24	1850	70	117
RHA70506FTV2-24	1850	70	117

ACCESSORIES

R360PIR-01	360° PIR for Caesar, Sultan, Vulcan and Alexander
R360RC-01	Remote control for LED Battens and Corrosion Proofs
RLEMPKDT-PSU	2W 3 Hour DUAL TEST Emergency Pack for use with LINEAR fittings
RLMW	Plug-in Microwave Sensor Accessory for use with LINEAR fittings



Scan here for more product information and options

INDUSTRIAL HARBOUR LED CORROSION PROOF

PRODUCT	RHA10402FTV2-24	RHA20402FTV2-24	RHA20404FTV2-24
Total Power (W):	9.8	20.2	19.9
Total Light Output (lm):	1230	2510	2460
Efficacy (lm/cctW):	126	124	124
CCT (K)	4000	4000	4000
CRI:	80	80	80
Operating Temperature (°C):	20	20	20
Pre-Built Emergency:	No	No	No
Weight (kg)	0.68	0.92	1.14
Carton Qty:	12	12	8
Trade:	€65.10	€68.50	€65.10

PRODUCT	RHA20504FTV2-24	RHA40404FTV2-24	RHA40504FTV2-24
Total Power (W):	19.9	38.8	39.3
Total Light Output (lm):	2450	4860	4720
Efficacy (lm/cctW):	123	125	120
CCT (K)	5000	4000	5000
CRI:	80	80	80
Operating Temperature (°C):	20	20	20
Pre-Built Emergency:	No	No	No
Weight (kg)	1.14	1.62	1.62
Carton Qty:	8	6	6
Trade:	€65.10	€85.60	€ 85.60

PRODUCT	RHA28405FTV2-24	RHA28505FTV2-24	RHA58405FTV2-24
Total Power (W):	27.5	27.4	55.7
Total Light Output (lm):	3360	3310	6840
Efficacy (lm/cctW):	122	121	123
CCT (K)	4000	5000	4000
CRI:	80	80	80
Operating Temperature (°C):	20	20	20
Pre-Built Emergency:	No	No	No
Weight (kg)	1.44	1.44	1.98
Carton Qty:	6	6	6
Trade:	€68.50	€68.50	€89.40

CODE (Options)	DESCRIPTION	PRICE
E	Emergency	+ €110.00
STE	Self Test Emergency	+ €155.00
DAE	Dali Addressable Emergency	+ €160.00
SEN	MW Sensor	+ €80.00
DD,AD,SWD	Dali,1-10v,Switch Dim	+ €130.00
3SD	3 Step Dimming	+ €295.00

INDUSTRIAL HARBOUR LED CORROSION PROOF

PRODUCT	RHA58505FTV2-24	RHA80405FTV2-24	RHA34406FTV2-24
Total Power (W):	56	80.1	33.3
Total Light Output (lm):	6780	9150	3990
Efficacy (lm/cctW):	121	114	120
CCT (K)	5000	4000	4000
CRI:	80	80	80
Operating Temperature (°C):	20	20	20
Pre-Built Emergency:	No	No	No
Weight (kg)	1.98	1.98	1.83
Carton Qty:	6	6	6
Trade:	€89.40	€119.90	€113.00

PRODUCT	RHA34506FTV2-24	RHA70406FTV2-24	RHA70506FTV2-24
Total Power (W):	32.3	68.3	68.1
Total Light Output (lm):	3820	8300	8210
Efficacy (lm/cctW):	118	122	121
CCT (K)	5000	4000	5000
CRI:	80	80	80
Operating Temperature (°C):	20	20	20
Pre-Built Emergency:	No	No	No
Weight (kg)	1.83	2.58	2.58
Carton Qty:	6	6	6
Trade:	€113.00	€143.80	€143.80



Scan here for more
product information
and options

HARBOUR LED
CORROSION PROOF



INDUSTRIAL HARBOUR DUO LED CORROSION PROOF

NEW
for 2023

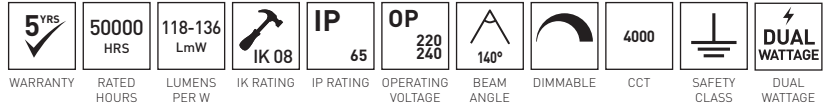


CONSTRUCTION:

- Grey coloured polycarbonate body
- Opal polycarbonate diffuser
- Stainless steel clips
- Aluminium gear tray

FEATURES & BENEFITS:

- Suitable for workshops, garages, warehouses, car parks, farm buildings, wet areas
- Flexible so will not crack when mounted on uneven surfaces
- Provides excellent light uniformity with less glare
- Less susceptible to failure due to building vibration caused by traffic or hot/cold temperature variations
- Provides ingress protection against dust and water jets
- Wide operating ambient temperature range of -25°C to 40°C



DIMENSIONS (mm)

	Length	Height/Depth	Width
RHD10202FT-24	600	72	80
RHD20404FT-24	1200	72	80
RHD30605FT-24	1500	72	80
RHD40806FT-24	1800	72	80

ACCESSORIES

RLEMPKDT-PSU	2W 3 Hour DUAL TEST Emergency Pack for use with LINEAR fittings
RLMW	Plug-in Microwave Sensor Accessory for use with LINEAR fittings



Scan here for more product information and options

INDUSTRIAL HARBOUR DUO LED CORROSION PROOF

PRODUCT	RHD10202FT-24	RHD20404FT-24
Total Power (W):	9.6 18.5	20.2 39.6
Total Light Output (lm):	1210 2250	2750 4800
Efficacy (lm/cctW):	127 122	136 121
CCT (K)	4000	4000
CRI:	80	80
Operating Temperature (°C):	20	20
Pre-Built Emergency:	No	No
Weight (kg)	0.73	1.37
Carton Qty:	12	8
Trade:	€57.00	€74.30

PRODUCT	RHD30605FT-24	RHD40806FT-24
Total Power (W):	29.6 58.4	38.8 75.1
Total Light Output (lm):	3930 6920	5210 8920
Efficacy (lm/cctW):	133 118	134 119
CCT (K)	4000	4000
CRI:	80	80
Operating Temperature (°C):	20	20
Pre-Built Emergency:	No	No
Weight (kg)	1.78	2.07
Carton Qty:	6	6
Trade:	€91.45	€122.85

CODE (Options)	DESCRIPTION	PRICE
E	Emergency	+ €110.00
STE	Self Test Emergency	+ €155.00
DAE	Dali Addressable Emergency	+ €160.00
SEN	MW Sensor	+ €80.00
DD,AD,SWD	Dali,1-10v,Switch Dim	+ €130.00
3SD	3 Step Dimming	+ €295.00

INDUSTRIAL SULTAN LED CORROSION PROOF



Sleek, slim and robust, the ROBUS SULTAN LED corrosion proof is a perfect LED retrofit solution where fluorescent corrosion proofs are used. The high strength opal diffuser delivers a superior evenly diffused light output perfect for use in car parks, cold stores, corridors and garages.

FEATURES & BENEFITS:

CORROSION PROOF

- Polycarbonate housing, diffuser and stainless steel clips provide optimal protection in severe conditions against water.

SLIM PROFILE

- 83mm wide for single fittings 103mm wide for double fittings.

HIGH STRENGTH POLYCARBONATE BASE & DIFFUSER

- Wide beam angle and no glare
- Evenly diffused light.

EASY INSTALLATION

- Wire through the back or from either end.

COST EFFECTIVE

- 35% Energy Saving
- 50,000 hour rated LED life
- Reduced energy, maintenance and disposal costs.

WIDE RANGE OF APPLICATIONS

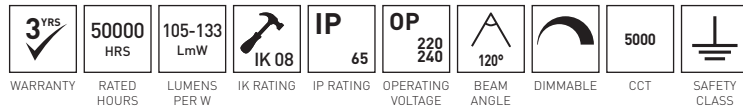
- No heat filaments or electrodes Resistant to shock and vibration Withstands temperatures of -25°C to 40°C.

PERFORMANCE DRIVEN

- Up to 133 lumens per circuit watt
- 3 year warranty.

DIMMING OPTIONS

- Suitable for Analogue, Dali and Switch dimming.



PRODUCT	DESCRIPTION	TRADE
RSUF244FT-24	Single 4Ft, 24W	€92.00
RSUF244FTE-24	Single 4Ft, 24W	€201.00
RSUF484FT-24	Double 4Ft, 48W	€119.25
RSUF484FTE-24	Double 4Ft, 48W	€238.45
RSUF405FT-24	Single 5Ft, 40W	€90.05
RSUF405FTE-24	Single 5Ft, 40W	€211.10
RSUF805FT-24	Double 5Ft, 80W	€137.10
RSUF805FTE-24	Double 5Ft, 80W	€245.25
RSUF486FT-24	Single 6Ft, 48W	€151.05
RSUF966FT-24	Double 6Ft, 96W	€221.40
RSUF966FTE-24	Double 6Ft, 96W	€302.05


EMERGENCY

	Total Emergency Light Output (lm)
RSUF244FTE-24	440
RSUF484FTE-24	420
RSUF405FTE-24	400
RSUF805FTE-24	390
RSUF966FTE-24	430



Scan here for more product information and options

INDUSTRIAL SULTAN LED CORROSION PROOF



1. CABLE GLAND ENTRY

Enables wiring through either end of the fitting for easy installation.

2. POLYCARBONATE BASE

Provides protection against impact, IK08.

3. STAINLESS STEEL CLIPS

Easy to secure the opal diffuser, anti-corrosion.

4. LED

High quality SMD LEDs delivering over 106 lumens per circuit watt.

5. ALUMINIUM LED MOUNTING TRAY

The perfect heat sink for the LEDs and control gear.

6. POLYCARBONATE DIFFUSER

Provides a wide beam angle and evenly diffused light.

INDUSTRIAL SULTAN LED CORROSION PROOF

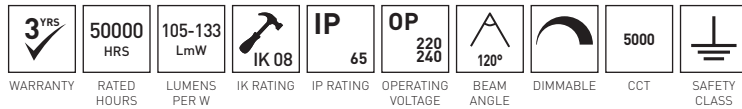


CONSTRUCTION:

- Grey coloured polycarbonate body
- Opal polycarbonate diffuser
- Stainless steel clips
- Aluminium gear tray

FEATURES & BENEFITS:

- Suitable for workshops, garages, warehouses, car parks, farm buildings, wet areas
- Flexible so will not crack when mounted on uneven surfaces
- Provides excellent light uniformity with less glare
- Less susceptible to failure due to building vibration caused by traffic or hot/cold temperature variations
- Provides ingress protection against dust and water jets
- Wide operating ambient temperature range of -25°C to 40°C



DIMENSIONS (mm)	Length	Height/Depth	Width
RSUF244FT-24	1230	77	85
RSUF244FTE-24	1230	77	85
RSUF484FT-24	1230	77	103
RSUF484FTE-24	1230	77	103
RSUF405FT-24	1530	77	85
RSUF405FTE-24	1530	77	85
RSUF805FT-24	1530	77	103
RSUF805FTE-24	1530	77	103
RSUF486FT-24	1800	77	85
RSUF966FT-24	1800	77	103
RSUF966FTE-24	1800	77	103

ACCESSORIES

- R360PIR-01 360° PIR for Ceasar, Sultan, Vulcan and Alexander
 R360RC-01 Remote control for LED Battens and Corrosion Proofs

EMERGENCY

	Total Emergency Light Output (lm)
RSUF244FTE-24	440
RSUF484FTE-24	420
RSUF405FTE-24	400
RSUF805FTE-24	390
RSUF966FTE-24	430



Scan here for more product information and options

INDUSTRIAL SULTAN LED CORROSION PROOF

PRODUCT	RSUF244FT-24	RSUF244FTE-24	RSUF484FT-24	RSUF484FTE-24
Total Power (W):	22.9	24.8	45.4	46.1
Total Light Output (lm):	2860	2900	5600	5500
Efficacy (lm/cctW):	126	117	124	119
CCT (K)	5000	5000	5000	5000
CCT Selectable:	No	No	No	No
CRI:	80	80	80	80
Operating Temperature (°C):	-25+40	-10+40	-25+40	-10+40
Pre-Built Emergency:	No	Yes	No	Yes
Weight (kg)	1.32	1.8	1.54	2
Carton Qty:	6	6	4	4
Trade:	€92.00	€201.00	€119.25	€238.45

PRODUCT	RSUF405FT-24	RSUF405FTE-24	RSUF805FT-24	RSUF805FTE-24
Total Power (W):	40.2	41.3	77.9	79.3
Total Light Output (lm):	4440	4320	8260	8370
Efficacy (lm/cctW):	111	105	106	106
CCT (K)	5000	5000	5000	5000
CCT Selectable:	No	No	No	No
CRI:	80	80	80	80
Operating Temperature (°C):	-25+40	-10+40	-25+40	-10+40
Pre-Built Emergency:	No	Yes	No	Yes
Weight (kg)	1.6	2	2	2.5
Carton Qty:	6	6	4	4
Trade:	€90.05	€211.10	€137.10	€245.25

PRODUCT	RSUF486FT-24	RSUF966FT-24	RSUF966FTE-24
Total Power (W):	47.3	91.3	91.8
Total Light Output (lm):	6270	11610	11620
Efficacy (lm/cctW):	133	127	127
CCT (K)	5000	5000	5000
CCT Selectable:	No	No	No
CRI:	80	80	80
Operating Temperature (°C):	-25+40	-25+40	-10+40
Pre-Built Emergency:	No	No	Yes
Weight (kg)	1.8	2.15	2.7
Carton Qty:	4	2	2
Trade:	€151.05	€221.40	€302.05

CODE (Options)	DESCRIPTION	PRICE
E	Emergency	+ €110.00
STE	Self Test Emergency	+ €155.00
DAE	Dali Addressable Emergency	+ €160.00
SEN	MW Sensor	+ €80.00
DD,AD,SWD	Dali,1-10v,Switch Dim	+ €130.00
3SD	3 Step Dimming	+ €295.00

INDUSTRIAL VULCAN LED CORROSION PROOF



Designed for demanding industrial applications, the ROBUS Vulcan is the ultimate energy saving, corrosion-proof LED solution for car parks, cold stores, corridors and garages. The range provides light output comparable to waterproof linear fluorescent.



FEATURES & BENEFITS:

CORROSION PROOF

- Polycarbonate housing, diffuser and stainless steel clips provide optimal protection in severe conditions against the effects of water.

HIGH STRENGTH POLYCARBONATE BASE & DIFFUSER

- Wide beam angle and no glare
- Evenly diffused light.

EASY INSTALLATION

- Supplied with LED Driver
- Plug & Play mains connection system
- Tool-free removable gear tray
- Anti-corrosion clips
- Surface or Chain Suspension.

COST EFFECTIVE

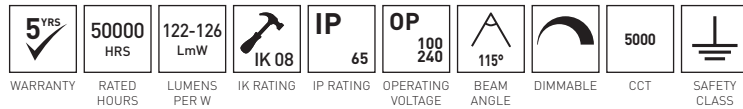
- 35% Energy Saving
- 50,000 hour rated LED life
- Reduced energy, maintenance and disposal costs.

WIDE RANGE OF APPLICATIONS

- No heat filaments or electrodes
- Resistant to shock and vibration
- Withstands temperatures of -25°C to 40°C.

PERFORMANCE DRIVEN

- >105 lumens per circuit watt
- Part L2 compliant
- 5 year warranty



PRODUCT	DESCRIPTION	TRADE
RVUF122FT-24	Single 2Ft, 12W	€83.00
RVUF242FT-24	Double 2Ft, 24W	€100.30
RVUF244FT-24	Single 4Ft, 24W	€115.30
RVUF484FT-24	Double 4Ft, 48W	€159.00
RVUF405FT-24	Single 5Ft, 40W	€145.20
RVUF405FTE-24	Single 5Ft, 40W	€279.80
RVUF805FT-24	Double 5Ft, 80W	€214.30
RVUF805FTE-24	Double 5Ft, 80W	€352.55
RVUF486FT-24	Single 6Ft, 48W	€172.80
RVUF966FT-24	Double 6Ft, 96W	€259.30



Scan here for more product information and options

**VULCAN LED
CORROSION PROOF**
MILL COURT, CHARROTERIE, GUERNSEY

Visitors
Entrance →



INDUSTRIAL VULCAN LED CORROSION PROOF - 4FT AND 2FT

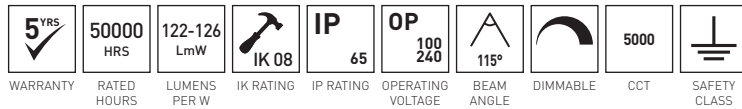
CONSTRUCTION:

- Grey coloured polycarbonate body
- Opal polycarbonate diffuser
- Stainless steel clips
- Aluminium gear tray



FEATURES & BENEFITS:

- Suitable for workshops, garages, warehouses, car parks, farm buildings, wet areas
- LED replacement for 1x18W to 2x24W fluorescent corrosion proof fitting
- Pro-diffuser providing higher photometric performance than LED tubes and low glare lighting
- Wide operating ambient temperature range of -25°C to 40°C
- Options available through Conversions: 0-10V Dimmable, Microwave Sensor



DIMENSIONS (mm)	Length	Height/Depth	Width
RVUF122FT-24	660	97	93
RVUF242FT-24	660	97	140
RVUF244FT-24	1258	97	93
RVUF484FT-24	1258	97	140

ACCESSORIES

R360PIR-01	360° PIR for Caesar, Sultan, Vulcan and Alexander
R360RC-01	Remote control for LED Battens and Corrosion Proofs



Scan here for more product information and options

INDUSTRIAL VULCAN LED CORROSION PROOF - 4FT AND 2FT

PRODUCT	RVUF122FT-24	RVUF242FT-24
Total Power (W):	12.8	23.6
Total Light Output (lm):	1600	2880
Efficacy (lm/cctW):	126	122
CCT (K)	5000	5000
CCT Selectable:	No	No
CRI:	80	80
Operating Temperature (°C):	-25 +40	-25 +40
Pre-Built Emergency:	No	No
Weight (kg)	1.07	1.35
Carton Qty:	6	4
Trade:	€83.00	€100.30

PRODUCT	RVUF244FT-24	RVUF484FT-24
Total Power (W):	23.1	47.5
Total Light Output (lm):	2900	5780
Efficacy (lm/cctW):	126	122
CCT (K)	5000	5000
CCT Selectable:	No	No
CRI:	80	80
Operating Temperature (°C):	-25 +40	-25 +40
Pre-Built Emergency:	No	No
Weight (kg)	2.5	3
Carton Qty:	6	4
Trade:	€115.30	€159.00

CODE (Options)	DESCRIPTION	PRICE
E	Emergency	+ €110.00
STE	Self Test Emergency	+ €155.00
DAE	Dali Addressable Emergency	+ €160.00
SEN	MW Sensor	+ €80.00
DD,AD,SWD	Dali,1-10v,Switch Dim	+ €130.00
3SD	3 Step Dimming	+ €295.00



INDUSTRIAL VULCAN LED CORROSION PROOF - 5FT AND 6FT

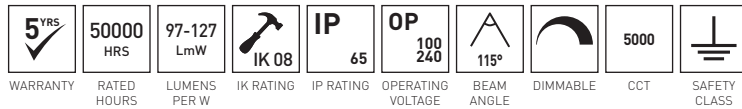
CONSTRUCTION:

- Grey coloured polycarbonate body
- Opal polycarbonate diffuser
- Stainless steel clips
- Aluminium gear tray



FEATURES & BENEFITS:

- Suitable for workshops, garages, warehouses, car parks, farm buildings, wet areas
- 1x58W to 2x70W fluorescent corrosion proof fitting
- Pro-diffuser providing higher photometric performance than LED tubes and low glare lighting
- Wide operating ambient temperature range of -25°C to 40°C
- Options available through Conversions: 0-10V Dimmable, Microwave Sensor



DIMENSIONS (mm)	Length	Height/Depth	Width
RVUF405FT-24	1560	97	93
RVUF405FTE-24	1560	97	93
RVUF805FT-24	1560	97	140
RVUF805FTE-24	1560	97	140
RVUF486FT-24	1835	97	93
RVUF966FT-24	1835	97	140

ACCESSORIES

R360PIR-01	360° PIR for Caesar, Sultan, Vulcan and Alexander
R360RC-01	Remote control for LED Battens and Corrosion Proofs

EMERGENCY

	Total Emergency Light Output (lm)
RVUF405FTE-24	330
RVUF805FTE-24	330



Scan here for more product information and options

INDUSTRIAL VULCAN LED CORROSION PROOF - 5FT AND 6FT

PRODUCT	RVUF405FT-24	RVUF405FTE-24	RVUF805FT-24
Total Power (W):	39.6	39.2	78.7
Total Light Output (lm):	4490	4410	8490
Efficacy (lm/cctW):	113	112	108
CCT (K)	5000	5000	5000
CCT Selectable:	No	No	No
CRI:	80	80	80
Operating Temperature (°C):	-25 +40	-10+40	-25 +40
Pre-Built Emergency:	No	Yes	No
Weight (kg)	2.5	3.2	3.5
Carton Qty:	6	6	4
Trade:	€145.20	€279.80	€214.30

PRODUCT	RVUF805FTE-24	RVUF486FT-24	RVUF966FT-24
Total Power (W):	82.5	46	93.2
Total Light Output (lm):	8000	5850	11410
Efficacy (lm/cctW):	97	127	123
CCT (K)	5000	5000	5000
CCT Selectable:	No	No	No
CRI:	80	80	80
Operating Temperature (°C):	-10+40	-25+40	-25+40
Pre-Built Emergency:	Yes	No	No
Weight (kg)	4.2	2.7	3.8
Carton Qty:	4	4	2
Trade:	€352.55	€172.80	€259.30

CODE (Options)	DESCRIPTION	PRICE
E	Emergency	+ €110.00
STE	Self Test Emergency	+ €155.00
DAE	Dali Addressable Emergency	+ €160.00
SEN	MW Sensor	+ €80.00
DD,AD,SWD	Dali,1-10v,Switch Dim	+ €130.00
3SD	3 Step Dimming	+ €295.00

INDUSTRIAL 360° PIR

CONSTRUCTION:

- Polycarbonate housing
- Prewired with 250mm cable and connector

FEATURES & BENEFITS:

- Suitable for use with ROBUS; CAESAR LED battens, HARBOUR, SULTAN and VULCAN LED corrosion proof fittings and ALEXANDER LED batten
- Remote control option available
- Step dimming function only available for products with dimmable driver option



PRODUCT	R360PIR-01
Detection area:	360
Mounting height (m):	10
Detection zone diameter (m):	7
Loading:	450
Sensitivity (%):	25%, 50%, 75%, 100%
Holding times:	10sec to 60min
Lux switching levels (lx):	10lx to 50lx, disabled
Weight (kg)	0.1
Carton Qty:	50
Trade:	€71.20

DIMENSIONS (mm)	Height/Depth	Width
R360PIR-01	28	36



Scan here for more product information and options

INDUSTRIAL PIR REMOTE CONTROL



WARRANTY IP RATING DIMMABLE

CONSTRUCTION:

- Polycarbonate housing
- Battery operated (CR 2025 battery supplied)

FEATURES & BENEFITS:

- Maximum remote operation of 7m

PRODUCT	R360RC-01
Weight (kg)	0.03
Carton Qty:	100
Trade:	€21.40

DIMENSIONS (mm)	Length	Height/Depth	Width
R360RC-01	85	10	52



Scan here for more
product information
and options

INDUSTRIAL LAZER 2 LED VAPOUR PROOF



CONSTRUCTION:

- Grey coloured polycarbonate body
- Opal polycarbonate diffuser
- Stainless steel brackets
- Aluminium gear tray

FEATURES & BENEFITS:

- Through wired luminaire
- Factory fitted fast-fix spring terminal connector glands both ends with all internal wiring within the fitting:
- Pre-wired incoming gland to driver
- Pre-wired loop out from driver to outgoing gland
- Fully sealed construction that does not require opening of fitting for installation
- Gland spring terminals accept 1.5mm² conductors
- Complete with stainless steel surface mounting brackets and suspensions hangers

WARRANTY	RATED HOURS	LUMENS PER W	IK RATING	IP RATING	OPERATING VOLTAGE	BEAM ANGLE	CCT	SAFETY CLASS

DIMENSIONS (mm)	Length	Height/Depth	Width
RLZ204006-24	600	68	65
RLZ344012-24	1200	68	65
RLZ504015-24	1500	68	65



Scan here for more product information and options

INDUSTRIAL LAZER 2 LED VAPOUR PROOF

PRODUCT	RLZ204006-24	RLZ344012-24
Total Power (W):	19.5	33.6
Total Light Output (lm):	2340	4280
Efficacy (lm/cctW):	120	127
CCT (K)	4000	4000
CCT Selectable:	No	No
CRI:	80	80
Operating Temperature (°C):	-25+40	-25+40
Pre-Built Emergency:	No	No
Weight (kg)	0.52	0.9
Carton Qty:	12	8
Trade:	€50.30	€77.20

PRODUCT	RLZ504015-24
Total Power (W):	47.5
Total Light Output (lm):	6170
Efficacy (lm/cctW):	130
CCT (K)	4000
CCT Selectable:	No
CRI:	80
Operating Temperature (°C):	-25+40
Pre-Built Emergency:	No
Weight (kg)	1.12
Carton Qty:	8
Trade:	€92.60

INDUSTRIAL SONIC4 LED HIGHBAY

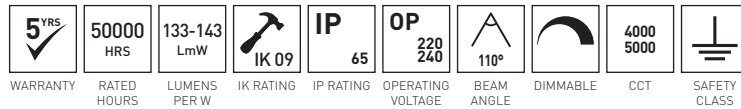


CONSTRUCTION:

- Die cast aluminium body
- Clear polycarbonate LED cover with seal
- Stainless steel mounting eye

FEATURES & BENEFITS:

- Full range to replace traditional metal halide, up to 400W
- High-quality 1-10 VDC dimmable constant current driver
- Wide operating ambient temperature range
- Microwave Sensor version with 3-step dimming function. Default settings - Sensitivity: 100% Hold time: 5min, Dimming level: 30% Dimming time: 30min
- Settings can be changed using controller accessory (RSNMW-RC)
- Microwave Sensor version non-dimmable



DIMENSIONS (mm)	Height/Depth	Diameter
RSN10040DAS4-04	181	239
RSN10050DAS4-04	181	239
RSN15040DAS4-04	206	271
RSN15040MW-04	206	271
RSN15050DAS4-04	206	271
RSN20040DAS4-04	213	306
RSN20050DAS4-04	213	306

ACCESSORIES

HRC-11	Remote Control for Daylight Harvest Sensor for HIM31 + HIM32-C Sensor
RDLHRV-HMW32S	Daylight harvest sensor 1-10V, surface mounted
RPIRMW-HIM31S	Motion sensor (PIR and MW), 1-10V, surface mounted, black
RRD360MW-01	RADAR surface mounted 360° Microwave Sensor, with 3 step dimming, IP65, white
RSNB4-L	SONIC4 Surface Mounting Bracket For 200W High Bay
RSNB4-S	SONIC4 Surface Mounting Bracket Accessory For 100W & 150W High Bay
RSNL60-M	SONIC4 60 Degree Lens Accessory For 150W High Bay
RSNL90-M	SONIC4 90 Degree Lens Accessory For 150W High Bay
RSNMW-RC	SONIC4 Remote Control For RSN15040MW-04
RSNWG4-M	SONIC4 Wire Guard Accessory For 150W High Bay
RSNXL60	60 Degree Lens Accessory
RSNXL90	90 Degree Lens Accessory
RSNXPC	80 Degree PC Reflector For LED MULTIBAY And 200W SONIC4 High Bay



Scan here for more product information and options

INDUSTRIAL SONIC4 LED HIGHBAY

PRODUCT	RSN10040DAS4-04	RSN10050DAS4-04	RSN15040DAS4-04	RSN15040MW-04
Total Power (W):	97.2	98.4	143.8	153.3
Total Light Output (lm):	13510	13810	19130	21130
Efficacy (lm/cctW):	139	140	133	138
CCT (K)	4000	5000	4000	4000
CCT Selectable:	No	No	No	No
CRI:	80	85	80	80
Operating Temperature (°C):	-25+45	-25+45	-25+45	-25+45
Pre-Built Emergency:	No	No	No	No
Weight (kg)	1.98	1.98	2.69	2.75
Carton Qty:	1	1	1	1
Trade:	€213.60	€213.60	€260.50	€357.40

PRODUCT	RSN15050DAS4-04	RSN20040DAS4-04	RSN20050DAS4-04
Total Power (W):	148.1	192.8	195.6
Total Light Output (lm):	20490	27140	27920
Efficacy (lm/cctW):	138	141	143
CCT (K)	5000	4000	5000
CCT Selectable:	No	No	No
CRI:	85	80	80
Operating Temperature (°C):	-25+45	-25+45	-25+45
Pre-Built Emergency:	No	No	No
Weight (kg)	2.69	3.52	3.52
Carton Qty:	1	1	1
Trade:	€260.50	€318.00	€318.00

CODE (Options)	DESCRIPTION	PRICE
3SD	3 Step Dimming	+ €175.00
RDH	Motion Sensor PIR/MW	+ €165.00

VULCAN LED
CORROSION PROOF
TAKEDA PHARMACEUTICALS, DUBLIN





INDUSTRIAL SONIC LED MULTIBAY



CONSTRUCTION:

- Die cast aluminium powder coated housing
- Polycarbonate diffuser
- 1m rubber flex

FEATURES & BENEFITS:

- Selectable power from 100W to 200W to allow use in any application
- Design and high-quality materials providing very good environment and impact protection
- Dimmable with most of 1-10V systems
- Suspended mounting or surface mounting using RSNB4-L accessory

5 YRS	50000 HRS	155-170 LmW	IK 09	IP 65	OP 220 240	110°	4000	SAFETY CLASS
WARRANTY	RATED HOURS	LUMENS PER W	IK RATING	IP RATING	OPERATING VOLTAGE	BEAM ANGLE	DIMMABLE	SAFETY CLASS

PRODUCT

RSNX40DA-04

Total Power (W):	93.2 117.8 146.8 195.8
Total Light Output (lm):	15910 19740 23940 30530
Efficacy (lm/cctW):	170 167 163 155
CCT (K)	4000
CCT Selectable:	No
CRI:	85
Operating Temperature (°C):	-25+45
Pre-Built Emergency:	No
Weight (kg)	3.62
Carton Qty:	1
Trade:	€324.30

DIMENSIONS (mm)	Height/Depth	Diameter
RSNX40DA-04	213	306

ACCESSORIES

HRC-11	Remote Control for Daylight Harvest Sensor for HIM31 + HIM32-C Sensor
R4EMLST	4W Highbay Emergency Pack with Downlight 600lm LiFePO4 SELF TEST 6500K
R7EMLST	7W Highbay Emergency Pack with Downlight 1000lm LiFePO4 SELF TEST 6500K
RDLHRV-HMW32S	Daylight harvest sensor 1-10V, surface mounted
RPIRMW-HIM31S	Motion sensor (PIR and MW), 1-10V, surface mounted, black
RRD360MW-01	RADAR surface mounted 360° Microwave Sensor, with 3 step dimming, IP65, white
RSNB4-S	SONIC4 Surface Mounting Bracket Accessory For 100W & 150W High Bay
RSNXL60	60 Degree Lens Accessory
RSNXL90	90 Degree Lens Accessory
RSNXPC	80 Degree PC Reflector For LED MULTIBAY And 200W SONIC4 High Bay

CODE (Options)	DESCRIPTION	PRICE
3SD	3 Step Dimming	+ €175.00
RDH	Motion Sensor PIR/MW	+ €165.00



Scan here for more product information and options



5 YRS ✓	50000 HRS	184 Lm/W	IP 65	OP 220 240	110°	DIMMABLE	5000 CCT	SAFETY CLASS
WARRANTY	RATED HOURS	LUMENS PER W	IP RATING	OPERATING VOLTAGE	BEAM ANGLE	DIMMABLE	CCT	SAFETY CLASS

PRODUCT	RPB10050DAS-04
Total Power (W):	99.6
Total Light Output (lm):	18350
Efficacy (lm/cctW):	184
CCT (K)	5000
CCT Selectable:	No
CRI:	80
Operating Temperature (°C):	-25+45
Pre-Built Emergency:	No
Weight (kg)	1.98
Carton Qty:	1
Trade:	€283.10

DIMENSIONS (mm)	Height/Depth	Diameter
RPB10050DAS-04	181	239

ACCESSORIES

HRC-11	Remote Control for Daylight Harvest Sensor for HIM31 + HIM32-C Sensor
R4EMLST	4W Highbay Emergency Pack with Downtight 600lm LiFePO4 SELF TEST 6500K
R7EMLST	7W Highbay Emergency Pack with Downtight 1000lm LiFePO4 SELF TEST 6500K
RDLHRV-HMW32S	Daylight harvest sensor 1-10V, surface mounted
RPIRMW-HIM31S	Motion sensor (PIR and MW), 1-10V, surface mounted, black
RRD360MW-01	RADAR surface mounted 360° Microwave Sensor, with 3 step dimming, IP65, white
RSNB4-S	SONIC4 Surface Mounting Bracket Accessory For 100W & 150W High Bay

INDUSTRIAL POWERBAY LED HIGH BAY

CONSTRUCTION:

- Die cast aluminium body
- Clear polycarbonate LED cover
- Stainless steel mounting eye
- Stainless steel screws and fixings
- Aluminium/FR4 Composite PCB

FEATURES & BENEFITS:

- Very high efficacy of 184lm/w - 100W of power producing 18,350 lumens
- Strong and durable with high impact rating
- IP65 rating so can be installed in damp or dusty environments
- Wide operating temperature range of -25°C to +45°C
- Dimmable with most of the 1-10V systems
- Suitable for switching by PIR, Microwave or Photocell



Scan here for more product information and options

INDUSTRIAL COSMIC LED FLOOD LIGHT



CONSTRUCTION:

- Black powder coated die cast aluminium body
- Tempered glass diffuser
- Cold Rolled and formed steel (SPCC) mounting bracket
- Stainless steel bracket screws

FEATURES & BENEFITS:

- LED replacement for up to 300W metal halide flood lights
- Self regulating valve on the fitting to prevent condensation
- Very slim fitting
- Strong and durable, weather resistant
- Utilises high quality SMD LED's with high luminous flux:
- Low power consumption
- High efficacy
- Long LED life

5 YRS	50000 HRS	110-143 LmW	IK 07	IP 65	OP 220-240	110°	3000-4000	SAFETY CLASS
WARRANTY	RATED HOURS	LUMENS PER W	IK RATING	IP RATING	OPERATING VOLTAGE	BEAM ANGLE	CCT	SAFETY CLASS

DIMENSIONS (mm)	Length	Height/Depth	Width
RCM3030-04	201	35	235
RCM3040-04	201	35	235
RCM5030-04	262	42	278
RCM5040-04	262	42	278
RCM10030-04	384	58	304
RCM10040-04	384	58	304
RCM15030-04	418	60	488
RCM15040-04	418	60	488
RCM20030-04	418	60	488
RCM20040-04	418	60	488
RCM30040-04	582	60	444



Scan here for more product information and options

INDUSTRIAL COSMIC LED FLOOD LIGHT

PRODUCT	RCM3030-04	RCM3040-04	RCM5030-04	RCM5040-04
Total Power (W):	29.3	28.8	46.4	47.8
Total Light Output (lm):	3250	3220	5170	5260
Efficacy (lm/cctW):	111	112	111	110
CCT (K)	3000	4000	3000	4000
CCT Selectable:	No	No	No	No
CRI:	80	80	80	80
Operating Temperature (°C):	-20+40	-20+40	-20+40	-20+40
Pre-Built Emergency:	No	No	No	No
Weight (kg)	1.1	1.1	1.6	1.6
Carton Qty:	10	10	5	5
Trade:	€91.00	€96.40	€133.00	€133.00

PRODUCT	RCM10030-04	RCM10040-04	RCM15030-04	RCM15040-04
Total Power (W):	94.6	94.6	128.4	127
Total Light Output (lm):	10950	11490	16510	18110
Efficacy (lm/cctW):	116	121	129	143
CCT (K)	3000	4000	3000	4000
CCT Selectable:	No	No	No	No
CRI:	80	80	80	80
Operating Temperature (°C):	-20+40	-20+40	-20+40	-20+40
Pre-Built Emergency:	No	No	No	No
Weight (kg)	3.5	3.5	5.9	5.9
Carton Qty:	3	3	2	2
Trade:	€252.60	€252.60	€382.20	€382.20

PRODUCT	RCM20030-04	RCM20040-04	RCM30040-04
Total Power (W):	168.8	174.7	284.4
Total Light Output (lm):	21560	24770	39610
Efficacy (lm/cctW):	128	141	139
CCT (K)	3000	4000	4000
CCT Selectable:	No	No	No
CRI:	80	80	80
Operating Temperature (°C):	-20+40	-20+40	-20+40
Pre-Built Emergency:	No	No	No
Weight (kg)	5.9	6	11.5
Carton Qty:	2	2	1
Trade:	€432.00	€432.00	€778.40

SONIC4 LED HIGHBAY



**COSMIC ASYMMETRIC
LED FLOOD LIGHT**



INDUSTRIAL COSMIC ASYMMETRIC LED FLOOD LIGHT



CONSTRUCTION:

- Powder-coated die cast aluminium housing
- Tempered glass diffuser
- Steel bracket and stainless steel screws
- Prewired with 1m of rubber flex

FEATURES & BENEFITS:

- 45°x150° asymmetric beam angle providing optimized light distribution for area lighting
- Equipped with self-regulating valve to prevent condensation
- Die cast aluminium housing providing optimal heat dissipation and high resistance to weather conditions
- Pre-drilled mounting bracket with 180° adjustable angle



DIMENSIONS (mm)	Length	Height/Depth	Width
RCM3030AS-04	201	35	235
RCM3040AS-04	201	35	235
RCM5030AS-04	262	42	278
RCM5040AS-04	262	42	278
RCM9030AS-04	384	58	304
RCM9040AS-04	384	58	304
RCM12530AS-04	418	60	488
RCM12540AS-04	418	60	488
RCM17030AS-04	418	60	488
RCM17040AS-04	418	60	488
RCM29030AS-04	582	60	444
RCM29040AS-04	582	60	444

ACCESSORIES

RCMS-04 COSMIC 300W LED flood light Spigot Accessory Black



Scan here for more product information and options

INDUSTRIAL COSMIC ASYMMETRIC LED FLOOD LIGHT

PRODUCT	RCM3030AS-04	RCM3040AS-04	RCM5030AS-04	RCM5040AS-04
Total Power (W):	31.7	31.5	52.1	51.6
Total Light Output (lm):	3200	3640	5290	5740
Efficacy (lm/cctW):	101	116	102	111
CCT (K)	3000	4000	3000	4000
CCT Selectable:	No	No	No	No
CRI:	80	80	80	80
Operating Temperature (°C):	-20+40	-20+40	-20+40	-20+40
Pre-Built Emergency:	No	No	No	No
Weight (kg)	1.1	1.1	1.6	1.6
Carton Qty:	10	10	5	5
Trade:	€111.00	€111.00	€150.00	€159.00

PRODUCT	RCM9030AS-04	RCM9040AS-04	RCM12530AS-04	RCM12540AS-04
Total Power (W):	88.6	88.8	127.5	130
Total Light Output (lm):	10420	10960	16140	17370
Efficacy (lm/cctW):	118	123	127	134
CCT (K)	3000	4000	3000	4000
CCT Selectable:	No	No	No	No
CRI:	80	80	80	80
Operating Temperature (°C):	-20+40	-20+40	-20+40	-20+40
Pre-Built Emergency:	No	No	No	No
Weight (kg)	3.6	3.6	6	6
Carton Qty:	3	3	2	2
Trade:	€297.00	€297.00	€453.00	€453.00

PRODUCT	RCM17030AS-04	RCM17040AS-04	RCM29030AS-04	RCM29040AS-04
Total Power (W):	166.9	166.6	288.3	289.9
Total Light Output (lm):	20520	21310	36810	39200
Efficacy (lm/cctW):	123	128	128	135
CCT (K)	3000	4000	3000	4000
CCT Selectable:	No	No	No	No
CRI:	80	80	80	80
Operating Temperature (°C):	-20+40	-20+40	-20+40	-20+40
Pre-Built Emergency:	No	No	No	No
Weight (kg)	6.1	6.1	11.8	11.8
Carton Qty:	2	2	1	1
Trade:	€519.00	€519.00	€1035.00	€1097.10

INDUSTRIAL KINGSTON LED LOW BAY



CONSTRUCTION:

- White (RAL9016) powder coated steel body
- Polycarbonate Lens and end caps
- Aluminium reflector

FEATURES & BENEFITS:

- Three power options available utilising PHILIPS 5000K high quality SMD LED's
- 1-10VDC driver available as standard
- 120W version available with integral 3-step dimming microwave sensor with 800W rated LED load out
- Emergency versions available via conversions department
- Dual row LED design provides increased uniformity and light distribution



PRODUCT

RKN12050DA-01

Total Power (W):	122.9
Total Light Output (lm):	14870
Efficacy (lm/cctW):	121
CCT (K)	5000
CCT Selectable:	No
CRI:	80
Operating Temperature (°C):	-25+40
Pre-Built Emergency:	No
Weight (kg)	4.7
Carton Qty:	2
Trade:	€472.90

DIMENSIONS (mm)	Length	Height/Depth	Width
RKN12050DA-01	1207	47	208

ACCESSORIES

HRC-11	Remote Control for Daylight Harvest Sensor for HIM31 + HIM32-C Sensor
RDLHRV-HMW32S	Daylight harvest sensor 1-10V, surface mounted
RKNL60	KINGSTON 60 DEGREE LENS ACCESSORY FOR 70W & 120W LOW BAY (2pcs)
RKNL90	KINGSTON 90 DEGREE LENS ACCESSORY FOR 120W LOW BAY (2pcs)
RKNLB-01	KINGSTON LED Low Bay Linking bracket accessory
RKNOPL	KINGSTON OPAL LENS ACCESSORY FOR 70W & 120W LOW BAY (2pcs)
RPIRMW-HIM31S	Motion sensor (PIR and MW), 1-10V, surface mounted, black
RRD360MW-01	RADAR surface mounted 360° Microwave Sensor, with 3 step dimming, IP65, white



Scan here for more product information and options

KINGSTON LED LOW BAY
RENVALE TECH PARK, SUFFOLK, UK



INDUSTRIAL PRISMOID LED LINEAR HI-RACK

CONSTRUCTION:

- Extruded and sandblasted natural aluminium housing finished with Anodic Oxidation coating process
- PMMA LED lens cover material
- Steel end caps
- Stainless steel fasteners
- Aluminium PCB Material

FEATURES & BENEFITS:

- Design optimized for use in warehouses, garages, workshops, retail superstores or sports halls
- Dimmable with most 1-10V systems
- Black painted steel end caps
- Utilises high quality Lighting Optoelectronic SMD LED's for:
- High lumen output
- Low power consumption
- Long life



5 YRS	50000 HRS	135-136 LmW	IK 10	IP 65	OP 100/240	5000	III
WARRANTY	RATED HOURS	LUMENS PER W	IK RATING	IP RATING	OPERATING VOLTAGE	DIMMABLE	SAFETY CLASS

PRODUCT	RPD12050DA-23	RPD15050DA-23
Total Power (W):	118.4	148.2
Total Light Output (lm):	16160	19940
Efficacy (lm/cctW):	136	135
CCT (K)	5000	5000
CCT Selectable:	No	No
CRI:	75	75
Operating Temperature (°C):	-25+40	-25+40
Pre-Built Emergency:	No	No
Weight (kg)	4	5.5
Carton Qty:	2	2
Trade:	€640.00	€746.60

DIMENSIONS (mm)	Length	Height/Depth	Width
RPD12050DA-23	590	130	125
RPD15050DA-23	880	130	125

ACCESSORIES

HRC-11	Remote Control for Daylight Harvest Sensor for HIM31 + HIM32-C Sensor
R4EMLST	4W Highbay Emergency Pack with Downlight 600lm LiFePO4 SELF TEST 6500K
R7EMLST	7W Highbay Emergency Pack with Downlight 1000lm LiFePO4 SELF TEST 6500K
RCONIP68-04	IP68 Connector, black
RDLHRV-HMW32S	Daylight harvest sensor 1-10V, surface mounted
RPDL90	90 DEGREE LENS ACCESSORY FOR PRISMOID LINEAR HIGH BAY
RPDRB	SURFACE MOUNTING ROTATING BRACKETS FOR PRISMOID LINEAR HIGH BAY
RPIRMW-HIM31S	Motion sensor (PIR and MW), 1-10V, surface mounted, black
RRD360MW-01	RADAR surface mounted 360° Microwave Sensor, with 3 step dimming, IP65, white
RSW44-P	SWIFT 4-Pin pluggable connector

CODE (Options)	DESCRIPTION	PRICE
DD	Dali	+ €130.00



Scan here for more product information and options

**PRISMOID LED
LINEAR HI-RACK**



INDUSTRIAL FALCON LED WALL LIGHT



CONSTRUCTION:

- Die cast Aluminium base with integral heat sink
- Ribbed opaque polycarbonate diffuser with black top panel & internal reflector
- Retained stainless steel fixing screws

FEATURES & BENEFITS:

- Photocell version with adjustable lux switching point
- Prewired with 1m of rubber flex for easy installation
- Photocell version automatically switches on at 20 lux and switch off at 60 lux

WARRANTY	RATED HOURS	LUMENS PER W	IK RATING	IP RATING	OPERATING VOLTAGE	BEAM ANGLE	DIMMABLE	CCT	SAFETY CLASS

DIMENSIONS (mm)

	Length	Height/Depth	Width
RFA03555-04	180	300	265
RFA03555DH-04	180	300	265
RFA05055-04	180	300	265
RFA05055DH-04	180	300	265
RFA05055DHX-04	180	300	265
RFA05055X-04	180	300	265



Scan here for more product information and options

INDUSTRIAL FALCON LED WALL LIGHT

PRODUCT	RFA03555-04	RFA03555DH-04	RFA05055-04
Total Power (W):	31.1	31.1	53.2
Total Light Output (lm):	3240	3240	5380
Efficacy (lm/cctW):	104	104	101
CCT (K)	5500	5500	5500
CCT Selectable:	No	No	No
CRI:	80	80	70
Operating Temperature (°C):	-25+40	-25+40	-25+40
Pre-Built Emergency:	No	No	No
Weight (kg)	3	3.05	3.04
Carton Qty:	4	4	4
Trade:	€155.60	€190.20	€207.40

PRODUCT	RFA05055DH-04	RFA05055DHX-04	RFA05055X-04
Total Power (W):	53.2	53.2	53.2
Total Light Output (lm):	5380	5380	5380
Efficacy (lm/cctW):	101	101	101
CCT (K)	5500	5500	5000
CCT Selectable:	No	No	No
CRI:	70	70	70
Operating Temperature (°C):	-25+40	-25+40	-25+40
Pre-Built Emergency:	No	No	No
Weight (kg)	3.09	3.04	3.04
Carton Qty:	4	4	4
Trade:	€274.90	€242.00	€207.40

CODE (Options)	DESCRIPTION	PRICE
E	Emergency	+ €116.00
STE	Self Test Emergency	+ €155.00
SEN	MW Sensor	+ €80.00



DOWNLIGHTS

180

ULTIMUM+ LED FIRE RATED

202

STARLING PREMIUM
FIRE RATED - SHOWER

220

SUN CIRCULAR
LED PANEL

181

ULTIMUM TILT+ LED FIRE RATED

204

ROXANA LED CCT3
SELECTABLE DOWNLIGHT

222

GRANADA UGR<19 LED

182

ULTIMUM LED FIRE RATED

205

TAYLOR LED CCT3 SELECTABLE

224

DEXTER LED DOWNLIGHT

185

ULTIMUM DUAL WATTAGE
FIRE RATED

206

GEM LED CCT4 DOWNLIGHT

226

ZAK MAINS VOLTAGE

188

RAMADA LED FIRE RATED

209

DRACO DIM TO
WARM DOWNLIGHT

228

SALLY MAINS VOLTAGE

190

TRIUMPH SLIM FIRE RATED

210

CAVAN LED CCT3 SELECTABLE

230

RIDA MAINS VOLTAGE

192

TRIUMPH ACTIVATE™
LED FIRE RATED

211

CAVAN LED CCT3
SELECTABLE TILT

197

CAPELLA FIRE RATED

214

MIRA DUAL WATTAGE
LED CCT4 DOWNLIGHT

198

STARLING PREMIUM
FIRE RATED

216

STUDIO LED CCT3
SELECTABLE DIMMABLE

200

STARLING PREMIUM
FIRE RATED - DIRECTIONAL

218

VIRTUE LED DOWNLIGHT

ULTIMUM RANGE





DOWNLIGHTS ULTIMUM+ LED FIRE RATED

PLUS

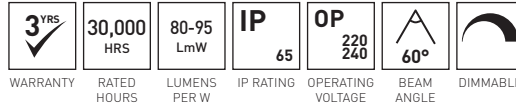


CONSTRUCTION:

- Polycarbonate trim and LEDchroic lens optic
- Die-cast aluminium heatsink
- Pressed steel and polycarbonate body
- Spring steel ceiling fixing springs with PVC protectors

FEATURES & BENEFITS:

- Dimmable with selected trailing & leading edge dimmers. Dimmer compatibility list available on the website
- ROBUS 3 pole connector with two push-in spring terminals per pole and cable restraint
- Colour temperature selectable; switch front of the fitting behind trim allows selection between 2700/3000/4000/6000K
- Fire Tested for use in 30min/60min/90min Solid Timber Joists
- Tested for use with I-Joists & Metal Web Joists
- Fire, Moisture and Acoustic rating tested



PRODUCT

RUL07X4-01

Total Power (W):	6.5 6.4 6.3 6.5
Total Light Output (lm):	510 550 590 580
Efficacy (lm/cctW):	80 86 95 91
CCT (K)	2700 3000 4000 6000
CCT Selectable:	Selectable
CRI:	80
Operating Temperature (°C):	-20+40
Pre-Built Emergency:	No
Weight (kg)	0.32
Carton Qty:	40
Trade:	€39.60



SEAI approved
Triple E registered

DIMENSIONS (mm)	Diameter	Depth	Cut-out
RUL07X4-01	85	60	72

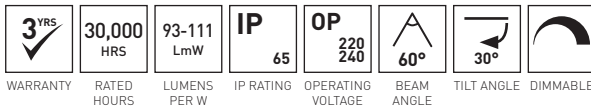
ACCESSORIES

RULSTRIM-03	ULTIMUM+ Chrome Trim
RULSTRIM-10	ULTIMUM+ Matte Black Trim
RULSTRIM-13	ULTIMUM+ Brushed Chrome Trim



Scan here for more product information and options

PLUS



PRODUCT

RULT06X4-01

Total Power (W):	5.7 5.7 5.6 5.7
Total Light Output (lm):	530 560 610 600
Efficacy (lm/cctW):	93 100 111 106
CCT (K)	2700 3000 4000 6000
CCT Selectable:	Selectable
CRI:	80
Operating Temperature (°C):	-20+40
Pre-Built Emergency:	No
Weight (kg)	0.32
Carton Qty:	40
Trade:	€45.50



SEAI approved
Triple E registered

DIMENSIONS (mm)	Diameter	Depth	Cut-out
RULT06X4-01	85	70	72

ACCESSORIES

RULTTRIM-03	ULTIMUM TILT+ Chrome Trim
RULTTRIM-10	ULTIMUM TILT+ Matte Black Trim
RULTTRIM-13	ULTIMUM TILT+ Brushed Chrome Trim

DOWNLIGHTS ULTIMUM TILT+ LED FIRE RATED

CONSTRUCTION:

- Polycarbonate trim and LEDchroic lens optic
- Die-cast aluminium heatsink
- Pressed steel and polycarbonate body
- Spring steel ceiling fixing springs with PVC protectors

FEATURES & BENEFITS:

- 25° tilt versions
- Dimmable with selected trailing and leading edge dimmers. Dimmer Compatibility List available on the website
- Colour temperature selectable; switch on the back of the fitting allows selection between 2700/3000/4000/6000K
- Fire Tested for use in 30min/60min/90min Solid Timber Joists
- Tested for use with I-Joists & Metal Web Joists
- Fire, Moisture and Acoustic rating tested
- ROBUS 3 pole connector with two push-in spring terminals per pole and cable restraint



Scan here for more product information and options

DOWNLIGHTS

ULTIMUM LED

FIRE RATED

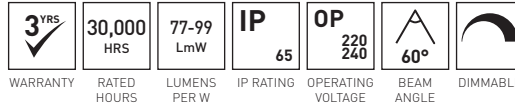


CONSTRUCTION:

- Polycarbonate trim and LEDchroic lens optic
- Die-cast aluminium heatsink
- Pressed steel and polycarbonate body
- Spring steel ceiling fixing springs with PVC protectors

FEATURES & BENEFITS:

- Solid State technology with no heat filaments or electrodes
- IP65 rated
- Fire, Moisture and Acoustic rating tested
- Fire Tested for use in 30min/60min/90min Solid Timber Joists
- Tested for use with I-Joists & Metal Web Joists
- Low profile body design
- ROBUS 3 pole connector with two push-in spring terminals per pole and cable restraint



DIMENSIONS (mm)	Diameter	Depth	Cut-out
RUL0530-01	85	60	72 - 80
RUL0540-01	85	60	72
RUL0730-01	85	60	72
RUL0740-01	85	60	72
RUL05X0-01	85	60	72
RUL07X0-01	85	60	72

ACCESSORIES

R1001G2W	ROBUS 100W LED Dimmer Switch, 1Gang 2 Way
RLA250DTG-01	LOADPRO 250W LED Grid Dimmer
RULTRIM-03	ULTIMUM Chrome Trim
RULTRIM-10	ULTIMUM Matte Black Trim
RULTRIM-13	ULTIMUM Brushed Chrome Trim



Scan here for more product information and options

DOWNLIGHTS ULTIMUM LED FIRE RATED

PRODUCT	RUL0530-01	RUL0540-01	RUL0730-01	RUL0740-01
Total Power (W):	4.7	4.7	6.7	6.7
Total Light Output (lm):	410	440	630	660
Efficacy (lm/cctW):	87	94	94	99
CCT (K)	3000	4000	3000	4000
CCT Selectable:	No	No	No	No
CRI:	80	80	80	80
Operating Temperature (°C):	-20+40	-20+40	-20+40	-20+40
Pre-Built Emergency:	No	No	No	No
Weight (kg)	0.24	0.24	0.24	0.24
Carton Qty:	40	40	40	40
Trade:	€25.10	€25.10	€ 31.70	€ 31.70



PRODUCT	RUL05X0-01	RUL07X0-01
Total Power (W):	4.7 4.6 4.9	6.8 6.6 6.8
Total Light Output (lm):	400 450 420	520 610 550
Efficacy (lm/cctW):	86 99 88	77 94 83
CCT (K)	3000 4000 6000	3000 4000 6000
CCT Selectable:	Selectable	Selectable
CRI:	80	80
Operating Temperature (°C):	-20+40	-20+40
Pre-Built Emergency:	No	No
Weight (kg)	0.24	0.24
Carton Qty:	40	40
Trade:	€26.50	€39.60



SEAI approved
Triple E registered

CODE (Options)	DESCRIPTION	PRICE
E	Emergency	+ €180.00
SEN	MW Sensor	+ €90.00

**ULTIMUM LED
FIRE RATED**





DOWNLIGHTS ULTIMUM DUAL WATTAGE FIRE RATED

CONSTRUCTION:

- Polycarbonate trim and LEDchroic lens optic
- Die-cast aluminium heatsink
- Pressed steel and polycarbonate body
- Spring steel ceiling fixing springs with PVC protectors

3 YRS WARRANTY	30,000 HRS RATED HOURS	96-111 LmW LUMENS PER W	IP 65 IP RATING	OP 220 240 OPERATING VOLTAGE	A 60° BEAM ANGLE	DUAL WATTAGE
-----------------------------	--	---	------------------------------	---	----------------------------------	------------------------

PRODUCT	RUL050730-01	RUL050740-01
Total Power (W):	4.8 6.7	4.9 6.7
Total Light Output (lm):	490 640	540 690
Efficacy (lm/cctW):	103 96	111 104
CCT (K)	3000	4000
CCT Selectable:	No	No
CRI:	80	80
Operating Temperature (°C):	-20+40	-20+40
Pre-Built Emergency:	No	No
Weight (kg)	0.26	0.26
Carton Qty:	40	40
Trade:	€31.70	€31.70

SEAI approved
Triple E registered

DIMENSIONS (mm)	Diameter	Depth	Cut-out
RUL050730-01	85	60	72
RUL050740-01	85	60	72

FEATURES & BENEFITS:

- Solid State technology with no heat filaments or electrodes
- IP65 rated
- Fire, Moisture and Acoustic rating tested
- Low profile body design
- ROBUS 3 pole connector with two push-in spring terminals per pole and cable restraint
- Fire Tested for use in 30min/60min/90min Solid Timber Joists
- Tested for use with I-Joists & Metal Web Joists



Scan here for more
product information
and options

**ULTIMUM+
DOWNLIGHTS**





DOWNLIGHTS

RAMADA LED

FIRE RATED



CONSTRUCTION:

- White Powder Coating Process to steel housing
- Die-cast aluminium body
- Clear toughened glass cover
- Pressed steel insulation stand-off
- Spring steel ceiling fixing clips with PVC covers

FEATURES & BENEFITS:

- Complete with white and brushed chrome trims
- Polished chrome trim available as accessory
- Complete with 3 way terminal block with large terminals for loop in loop out
- Tested for use with I-Joists & Metal WebJoists
- Available in 3000K or 4000K

2 YRS	30,000 HRS	97 LmW	IP 65	OP 220 240	A 60°	
WARRANTY	RATED HOURS	LUMENS PER W	IP RATING	OPERATING VOLTAGE	BEAM ANGLE	DIMMABLE

PRODUCT	RRA083060-01	RRA084060-01
Total Power (W):	6.6	6.7
Total Light Output (lm):	590	640
Efficacy (lm/cctW):	90	97
CCT (K)	3000	4000
CCT Selectable:	No	No
CRI:	80	80
Operating Temperature (°C):	-20+40	-20+40
Pre-Built Emergency:	No	No
Weight (kg)	0.3	0.3
Carton Qty:	36	36
Trade:	€35.28	€39.20

SEAI approved
Triple E registered

DIMENSIONS (mm)	Diameter	Depth	Cut-out
RRA083060-01	86	93	70
RRA084060-01	86	93	70

ACCESSORIES

RRATRIM-03	RAMADA Downlight trim, polished chrome
RRATRIM-13	RAMADA Downlight trim, brushed chrome

CODE (Options)	DESCRIPTION	PRICE
SEN	MW Sensor	+ €90.00



Scan here for more product information and options

DOWNLIGHTS

RAMADA LED

FIRE RATED



1. TRIM OPTIONS

C/w white and brushed chrome trims, Polished chrome trim available as accessory (RRATRIM-03).

2. SINGLE SPRING CLIPS

Designed for fast installation whilst avoiding damage to the ceiling.

3. SILICON SEAL

To ensure IP65 protection.

4. REFLECTOR

Ensures all the light from the lens is guided outwards.

5. LENS

Provides 60° beam angle.

6. LED

High quality COB LED.

7. HEAT SINK

Designed for thermal management of LED chip.

8. CONNECTOR BLOCK

With large terminals, ideal for loop in loop out.

9. INTEGRATED INSULATION GUARD

Ensures sufficient gap for air.

DOWNLIGHTS TRIUMPH SLIM FIRE RATED

NEW
for 2023

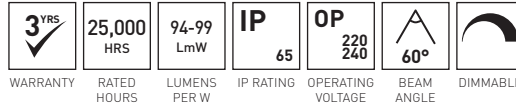


CONSTRUCTION:

- Shallow profile of only 52mm depth - Recessed depth 41mm
- Chrome, brushed chrome and matte black trims available as an accessory

FEATURES & BENEFITS:

- Suitable for domestic dining, living, bathroom and bedroom spaces, hotel & office reception areas
- LED replacement for 50W halogen downlights
- Colour temperature selectable; switch under trim allows selection between 3000/4000K
- LEDchroic lens replicating halogen dichroic with uniform, shadow-free light
- Tested for use with I-Joists & Metal Web Joists
- Complies with BS476 Part 21.
- Designed and tested to retain the integrity of 30, 60 and 90 minute fire rated ceilings – compliant with Building Regulations Parts B, C and E
- Designed and tested to be covered with insulation
- Prewired with 0.2m of flex
- Complete with 3-way double push-in connector block allowing loop in loop out
- High efficacy of 94-99lm/W
- Wide operating ambient temperature range of -20°C to +40°C
- Compatible with selected trailing and leading edge dimmers. Compatibility list available on website



PRODUCT

RTS07X0-01

Total Power (W):	6.5 6.5
Total Light Output (lm):	600 640
Efficacy (lm/cctW):	94 99
CCT (K)	3000 4000
CRI:	80
Operating Temperature (°C):	-20+40
Weight (kg)	0.2
Carton Qty:	40
Trade:	€21.00

DIMENSIONS (mm)

	Diameter	Depth	Cut-out
RTS07X0-01	84	52	70

ACCESSORIES

RTSTRIM-03	TRIUMPH SLIM Trim, Polished Chrome
RTSTRIM-10	TRIUMPH SLIM Trim, Matte Black
RTSTRIM-13	TRIUMPH SLIM Trim, Brushed Chrome



Scan here for more product information and options

**TRIUMPH SLIM
FIRE RATED**



DOWNLIGHTS

TRIUMPH

ACTIVATE™ LED

FIRE RATED



CONSTRUCTION:

- Pressed steel bracket
- Die cast aluminium heat sink

FEATURES & BENEFITS:

- LED replacement for up to 26W PL halogen downlights
- True Activate Driver-On-Board (DOB) Mains Operated technology - providing dimmability, driver efficiency and reliability (no electrolytic capacitor)
- Chip-On-Board (COB) for superb light output, high efficacy and long life
- LEDchroic optic & reflector achieving unequalled light distribution, uniformity and clarity, whilst replicating traditional dichroic aesthetics
- Tested for use with I-Joists & Metal Web Joists

5 YRS ✓	50,000 HRS	89-98 LmW	IP 65	OP 220 240	A 38-60°	
WARRANTY	RATED HOURS	LUMENS PER W	IP RATING	OPERATING VOLTAGE	BEAM ANGLE	DIMMABLE

DIMENSIONS (mm)

	Diameter	Depth	Cut-out
RATR6P03038-01	91.5	66	70
RATR6P04038-01	91.5	66	70
RATR8P03038-01	91.5	90	70
RATR8P04038-01	91.5	90	70
RATR0113060-01	91.5	108	70

ACCESSORIES

RATRENS38	TRIUMPH ACTIVATE 38° LEDCHROIC™ lens
RATRENS60	TRIUMPH ACTIVATE 60° LEDCHROIC™ lens
RATRTRIM-03	TRIUMPH ACTIVATE trim, Chrome
RATRTRIM-10	TRIUMPH ACTIVATE trim, Matte Black
RATRTRIM-11	TRIUMPH ACTIVATE trim, Matte White
RATRTRIM-13	TRIUMPH ACTIVATE trim, Brushed Chrome
RATRTRIM-14	TRIUMPH ACTIVATE trim, Antique Brass



Scan here for more product information and options

DOWNLIGHTS

TRIUMPH

ACTIVATE™ LED

FIRE RATED

PRODUCT	RATR6P03038-01	RATR6P04038-01	RATR8P03038-01
Total Power (W):	5.6	5.6	7.6
Total Light Output (lm):	530	550	670
Efficacy (lm/cctW):	95	98	89
CCT (K)	3000	4000	3000
CCT Selectable:	No	No	No
CRI:	80	80	80
Operating Temperature (°C):	-20+40	-20+40	-20+40
Pre-Built Emergency:	No	No	No
Weight (kg)	0.27	0.27	0.32
Carton Qty:	18	18	18
Trade:	€58.70	€58.70	€62.30

PRODUCT	RATR8P04038-01	RATR0113060-01
Total Power (W):	7.7	10.7
Total Light Output (lm):	730	1000
Efficacy (lm/cctW):	95	94
CCT (K)	4000	3000
CCT Selectable:	No	No
CRI:	80	80
Operating Temperature (°C):	-20+40	-20 +40
Pre-Built Emergency:	No	No
Weight (kg)	0.32	0.37
Carton Qty:	18	18
Trade:	€62.30	€92.60

SEAI approved
Triple E registered

CODE (Options)	DESCRIPTION	PRICE
E	Emergency	+ €180.00
SEN	MW Sensor	+ €90.00

TRIUMPH ACTIVATE™
LED FIRE RATED

CITY BUILDING, GLASGOW



**TRIUMPH ACTIVATE™
LED FIRE RATED**



**CAPELLA
FIRE RATED**





WARRANTY OPERATING
VOLTAGE

PRODUCT

	RCPF10
Total Light Output (lm):	0
Operating Temperature (°C):	-20+40
Pre-Built Emergency:	No
Weight (kg)	0.131
Carton Qty:	60
Trade:	€11.80

DIMENSIONS (mm)	Diameter	Depth	Cut-out
RCPF10	90	114	73 - 78

ACCESSORIES

RCPFB20D-01	Capella Bezel IP20, Directional, White
RCPFB20D-03	Capella Bezel IP20, Directional, Chrome
RCPFB20D-13	Capella Bezel IP20, Directional, Brush Chrome
RCPFB20S-01	Capella Bezel IP20, Straight, White
RCPFB20S-03	Capella Bezel IP20, Straight, Chrome
RCPFB20S-13	Capella Bezel IP20, Straight, Brush Chrome
RCPFB65S-01	Capella Bezel IP65, Straight, White
RCPFB65S-03	Capella Bezel IP65, Straight, Chrome
RCPFB65S-13	Capella Bezel IP65, Straight, Brush Chrome
RCPFIG	Capella Insulation Guard

DOWNLIGHTS CAPELLA FIRE RATED

CONSTRUCTION:

- 30 and 60-minute certified GU10 lamp holder and fire rated downlight in IP65/20 fixed and IP20 directional versions
- Steel body and glass lens with intumescent seal providing the security of passive and active fire barrier protection

FEATURES & BENEFITS:

- Modern open back design for improved lamp cooling and performance
- Universal can size across all bezel types for stock saving and retro fit change flexibility
- Quick fit loop-in, loop out push in terminals and cable clamp
- Fire Tested for use in 30min & 60min Solid Timber Joists
- Tested for use with I-Joists & Metal Web Joists
- Compliant to building regulations Part B, C & E



Scan here for more
product information
and options

DOWNLIGHTS

STARLING PREMIUM

FIRE RATED

CONSTRUCTION:

- White Powder Coating Process to steel housing
- Electro-plated trim
- Die cast aluminium centre ring
- Spring steel ceiling retaining springs

FEATURES & BENEFITS:

- Suitable for offices, retail shops, reception areas, hotels, restaurants, bars and clubs, showrooms
- Recessed downlights with pressed steel body and front bezel
- Fitting design and intumescent seals retain the integrity of 30, 60, 90 minute fire rated ceiling/floor constructions
- Complies with BS476 Part 21
- Tested for use with I-Joists & Metal Web Joists



2 YRS	20,000 HRS	IP 20	OP 220 240	
WARRANTY	RATED HOURS	IP RATING	OPERATING VOLTAGE	DIMMABLE

DIMENSIONS (mm)	Diameter	Depth	Cut-out
RSF201-01	85	105	73
RSF201-03	85	105	73
RSF201-13	85	105	73



Scan here for more product information and options

DOWNLIGHTS

STARLING PREMIUM

FIRE RATED

PRODUCT	RSF201-01	RSF201-03
Total Power (W):	50	50
Operating Temperature (°C):	-20+30	-20+30
Pre-Built Emergency:	No	No
Weight (kg)	0.25	0.25
Carton Qty:	24	24
Trade:	€21.60	€21.30

PRODUCT	RSF201-13
Total Power (W):	50
Operating Temperature (°C):	-20+30
Pre-Built Emergency:	No
Weight (kg)	0.25
Carton Qty:	24
Trade:	€22.40

DOWNLIGHTS

STARLING PREMIUM

FIRE RATED - DIRECTIONAL

CONSTRUCTION:

- White Powder Coating Process to steel housing
- Electro-plated trim
- Die cast aluminium centre ring
- Spring steel ceiling retaining springs
- GU10 porcelain lamp holder
- Fibreglass sheathed insulated conductors

FEATURES & BENEFITS:

- Recessed downlights with pressed steel body and front bezel
- Fitting design and intumescent seals retain the integrity of 30, 60, 90 minute fire rated ceiling/floor constructions
- Adjustable tilt angle of 20°
- Complies with BS476 Part 21
- Complies with dichroic and aluminum lamp types
- Tested for use with I-Joists & Metal Web Joists



DIMENSIONS (mm)	Diameter	Depth	Cut-out
RSF208-01	100	115	86
RSF208-03	100	115	86
RSF208-13	100	115	86



Scan here for more product information and options

DOWNLIGHTS

STARLING PREMIUM

FIRE RATED - DIRECTIONAL

PRODUCT	RSF208-01	RSF208-03
Total Power (W):	50	50
Operating Temperature (°C):	-20+30	-20+30
Pre-Built Emergency:	No	No
Weight (kg)	0.32	0.32
Carton Qty:	24	24
Trade:	€24.20	€25.00

PRODUCT	RSF208-13
Total Power (W):	50
Operating Temperature (°C):	-20+30
Pre-Built Emergency:	No
Weight (kg)	0.32
Carton Qty:	24
Trade:	€25.00

DOWNLIGHTS

STARLING PREMIUM

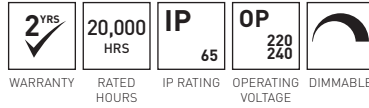
FIRE RATED - SHOWER

CONSTRUCTION:

- Electro-plated trim
- Die cast aluminium centre ring
- Spring steel ceiling retaining springs
- Fibreglass sheathed insulated conductors

FEATURES & BENEFITS:

- Recessed downlights with pressed steel body and front bezel
- Fitting design and intumescent seals retain the integrity of 30, 60, 90 minute fire rated ceiling/floor constructions
- Complies with BS476 Part 21
- Complies with dichroic and aluminum lamp types
- Class 1 Construction
- Compatible with GU10 Halogen
- Tested for use with I-Joists & Metal Web Joists



DIMENSIONS (mm)	Diameter	Depth	Cut-out
RSF20165-01	91	125	76
RSF20165-03	91	125	76
RSF20165-13	91	125	76



Scan here for more product information and options

DOWNLIGHTS

STARLING PREMIUM

FIRE RATED - SHOWER

PRODUCT	RSF20165-01	RSF20165-03
Total Power (W):	50	50
Operating Temperature (°C):	-20+30	-20+30
Pre-Built Emergency:	No	No
Weight (kg)	0.31	0.31
Carton Qty:	24	24
Trade:	€30.80	€31.70

PRODUCT	RSF20165-13
Total Power (W):	50
Operating Temperature (°C):	-20+30
Pre-Built Emergency:	No
Weight (kg)	0.31
Carton Qty:	24
Trade:	€31.70

DOWNLIGHTS ROXANA LED CCT3 SELECTABLE DOWNLIGHT

NEW
for 2023

CCT
selectable



CONSTRUCTION:

- Polycarbonate body & diffuser
- Spring steel ceiling retaining springs
- Prewired with 0.3m of flex and push-in connector
- Die cast aluminium heat sink
- Prewired with 300mm flex and push-in 3-way double connector block
- Suitable to be covered with blown insulation

FEATURES & BENEFITS:

- Suitable for use in residential, retail shops, reception areas, hotels, restaurants, bars & clubs, showrooms
- Colour temperature selectable; switch on the side of the fitting allows selection between 3000/4000/6500K
- Passes 850°C glow wire test
- High efficacy of 89-100lm/W

3 YRS	30,000 HRS	89-100 LmW	IP 44	OP 220 240	A 100°	
WARRANTY	RATED HOURS	LUMENS PER W	IP RATING	OPERATING VOLTAGE	BEAM ANGLE	DIMMABLE

PRODUCT

RNA6CCT3-01

Total Power (W):	6.4 6.6 6.4
Total Light Output (lm):	560 650 610
Efficacy (lm/cctW):	89 100 97
CCT (K)	3000 4000 6500
CCT Selectable:	Selectable
CRI:	80
Operating Temperature (°C):	-20+40
Pre-Built Emergency:	No
Weight (kg)	0.12
Carton Qty:	40
Trade:	€20.00

DIMENSIONS (mm)

RNA6CCT3-01

Diameter

95

Depth

51

Cut-out

72

ACCESSORIES

RNA6TRIM-10

ROXANA 6W LED Downlight Trim Accessory Matt Black



Scan here for more product information and options



3 YRS ✓	30,000 HRS	85-92 LmW	IP 44	OP 220 240	A 100°
WARRANTY	RATED HOURS	LUMENS PER W	IP RATING	OPERATING VOLTAGE	BEAM ANGLE

PRODUCT	RC7W723-01
Total Power (W):	6.6 6.3 6.6
Total Light Output (lm):	570 620 610
Efficacy (lm/cctW):	85 92 91
CCT (K)	3000 4000 6500
CCT Selectable:	Selectable
CRI:	80
Operating Temperature (°C):	-20+40
Pre-Built Emergency:	No
Weight (kg)	0.22
Carton Qty:	40
Trade:	€31.50

SEAI approved
Triple E registered

DIMENSIONS (mm)	Diameter	Depth	Cut-out
RC7W723-01	90	64	72

ACCESSORIES

RC72TRIM-01	TAYLOR Extension trim to 92mm cut out, White
RC72TRIM-13	TAYLOR and CAVAN Extension trim to 92mm cut out, Brushed Chrome
RC7SQTRIM-01	TAYLOR square trim for 72mm cut out, White
RC7SQTRIM-13	TAYLOR square trim for 72mm cut out, Brushed Chrome
RC7TRIMX-04	TAYLOR trim for 72mm cut out, Black

DOWNLIGHTS TAYLOR LED CCT3 SELECTABLE

CONSTRUCTION:

- Plastic coated Aluminium PA66 housing
- Polycarbonate trim & Opal diffuser
- Steel spring clips

FEATURES & BENEFITS:

- The fitting is pre-wired with 0.25m of flex and 2 pole push-in spring terminal connector block with integral cable clamp facility making installation fast and simple. Having two terminals per pole allows for loop in/loop out to other fittings on the same controlled circuit
- An opal polycarbonate diffuser is employed which provides a soft light for low glare whilst allowing maximum lumen transmission
- The plastic coated die-cast aluminium body provides maximum thermal conductivity to dissipate heat for long LED and driver life



Scan here for more product information and options

DOWNLIGHTS

GEM LED CCT4 DOWNLIGHT



CONSTRUCTION:

- Polycarbonate body, trim and driver housing
- Aluminium heat sink
- Polycarbonate LEDchroic lens
- Integrated CCT switch
- 3 way push in connector with double poles
- Steel spring clips

FEATURES & BENEFITS:

- Fully sealed – compliant with RT2012, acoustics rated and blown insulation can be sprayed over the fitting
- Separate driver with push connectors for fast and easy installation
- Stepped back reflector
- Adjustable tilt angle in any direction
- CCT selection of 2700K, 3000K, 4000K or 6500K
- Suitable to be covered with blown insulation
- Passes 850°C glow wire test
- Available in Matt White, Matt Black and Silver

3 YRS	35,000 HRS	86-105 LmW	IP 65	OP 220 240	A 70°	60°	
WARRANTY	RATED HOURS	LUMENS PER W	IP RATING	OPERATING VOLTAGE	BEAM ANGLE	TILT ANGLE	DIMMABLE

DIMENSIONS (mm)	Diameter	Depth	Cut-out
RGE6CCT4-10	90	58	67
RGE6CCT4-11	90	58	67
RGE6CCT4-15	90	58	67



Scan here for more product information and options

DOWNLIGHTS

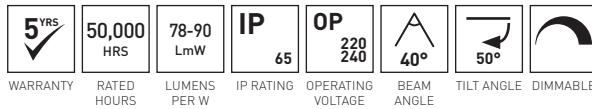
GEM LED CCT4 DOWNLIGHT

PRODUCT	RGE6CCT4-10	RGE6CCT4-11
Total Power (W):	5.3 5.3 5.3 5.3	5.3 5.3 5.3 5.3
Total Light Output (lm):	450 480 550 540	450 480 550 540
Efficacy (lm/cctW):	86 92 105 104	86 92 105 104
CCT (K)	2700 3000 4000 6500	2700 3000 4000 6500
CCT Selectable:	Selectable	Selectable
CRI:	80	80
Operating Temperature (°C):	-20+40	-20+40
Pre-Built Emergency:	No	No
Colour:	Matte black	Matte white
Weight (kg)	0.22	0.22
Carton Qty:	40	40
Trade:	€47.70	€47.70

PRODUCT	RGE6CCT4-15
Total Power (W):	5.3 5.3 5.3 5.3
Total Light Output (lm):	450 480 550 540
Efficacy (lm/cctW):	86 92 105 104
CCT (K)	2700 3000 4000 6500
CCT Selectable:	Selectable
CRI:	80
Operating Temperature (°C):	-20+40
Pre-Built Emergency:	No
Colour:	Silver
Weight (kg)	0.22
Carton Qty:	40
Trade:	€47.70

**DRACO DIM TO
WARM DOWNLIGHT**





PRODUCT

RDR6D2W-11

Total Power (W):	6.2 6.2
Total Light Output (lm):	480 550
Efficacy (lm/cctW):	78 90
CCT (K)	2000 3000
CCT Selectable:	Selectable
CRI:	80
Operating Temperature (°C):	-20+40
Pre-Built Emergency:	No
Weight (kg)	0.195
Carton Qty:	45
Trade:	€51.10

DIMENSIONS (mm)	Diameter	Depth	Cut-out
RDR6D2W-11	85	33	70

ACCESSORIES

RDRTRIM-10	DRACO Downlight, Matte Black Trim Accessory
RDRTRIM-13	DRACO Downlight, Brushed Chrome Trim Accessory

DOWNLIGHTS DRACO DIM TO WARM DOWNLIGHT

CONSTRUCTION:

- Die cast aluminium housing with polycarbonate trim and PMMA lens
- LEDchroic style lens
- 3 way push in connector with double poles
- Separate driver with in-line quick connector and CCT switch

FEATURES & BENEFITS:

- CCT selection between 2000K, 3000K and Dim-to-Warm (from 3000K to 2000K)
- Adjustable tilt angle of up to 25°
- Separate driver with push connectors for fast and easy installation
- Changeable trims available in matt black and chrome
- Stepped back reflector
- Dimmable with selected leading and trailing edge dimmers



Scan here for more product information and options

DOWNLIGHTS

CAVAN LED CCT3 SELECTABLE

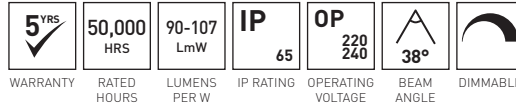


CONSTRUCTION:

- Die cast aluminium heat sink/housing
- Polycarbonate bezel, connector housing & cover
- Polycarbonate LEDchroic lens
- Stainless steel fixings

FEATURES & BENEFITS:

- Excellent thermal management for extended LED & driver life
- Quick connect driver for faster installation
- Compared to LV Halogen:
- Comparable light output so is a one for one replacement
- Saves over 78% energy for paybacks in less than 12mths
- Superb efficacy to comply with existing & future regulations



PRODUCT	RC8CCT3-01	RC8CCT3-13
Total Power (W):	7.9 7.7 7.9	7.9 7.7 7.9
Total Light Output (lm):	710 820 810	710 820 810
Efficacy (lm/cctW):	90 107 103	90 107 103
CCT (K)	3000 4000 6500	3000 4000 6500
CCT Selectable:	Selectable	Selectable
CRI:	80	80
Operating Temperature (°C):	-20+40	-20+40
Pre-Built Emergency:	No	No
Weight (kg)	0.165	0.165
Carton Qty:	48	48
Trade:	€49.80	€53.40


SEAI approved
Triple E registered

DIMENSIONS (mm)	Diameter	Depth	Cut-out
RC8CCT3-01	90	64	72
RC8CCT3-13	90	64	72

CODE (Options)	DESCRIPTION	PRICE
E	Emergency	+ €180.00



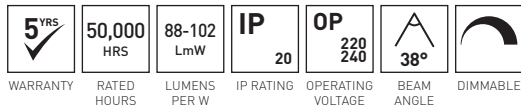
Scan here for more product information and options



DOWNLIGHTS CAVAN LED CCT3 SELECTABLE TILT

CONSTRUCTION:

- Die cast aluminium heat sink/housing
- Polycarbonate bezel, connector housing & cover
- Polycarbonate LEDchroic lens
- Stainless steel fixings



FEATURES & BENEFITS:

- Excellent thermal management for extended LED & driver life
- Quick connect driver for faster installation
- Compared to LV Halogen:
- Comparable light output so is a one for one replacement
- Saves over 78% energy for paybacks in less than 12mths
- Superb efficacy to comply with existing & future regulations

PRODUCT	RCT6CCT3-01	RCT6CCT3-13
Total Power (W):	6.7 6.6 6.8	6.7 6.6 6.8
Total Light Output (lm):	590 680 670	590 680 670
Efficacy (lm/cctW):	88 102 99	88 102 99
CCT (K)	3000 4000 6500	3000 4000 6500
CCT Selectable:	Selectable	Selectable
CRI:	80	80
Operating Temperature (°C):	-20+40	-20+40
Pre-Built Emergency:	No	No
Colour:	WHITE	Brushed Chrome
Weight (kg)	0.165	0.165
Carton Qty:	48	48
Trade:	€57.00	€60.50

DIMENSIONS (mm)	Diameter	Depth	Cut-out
RCT6CCT3-01	94	62	76
RCT6CCT3-13	94	62	76



Scan here for more product information and options

**CAVAN LED CCT3
SELECTABLE TILT**





DOWNLIGHTS

MIRA DUAL

WATTAGE LED CCT4

DOWNLIGHT

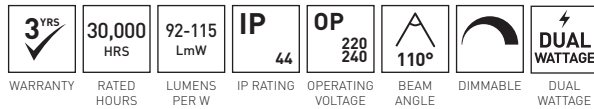


CONSTRUCTION:

- Die cast aluminium powder coated body and trim
- TPa rated polycarbonate diffuser
- Steel spring clips with PVA covers

FEATURES & BENEFITS:

- Integrated switch allows selection between two wattages and four CCT's
- Complete with dimmable driver for selected leading and trailing edge dimmers (compatibility list on website)
- Utilises high quality LM80 tested SMD LED's
- Extra wide extension trim accessory available
- Slim die cast body aids installation in shallow ceiling voids



DIMENSIONS (mm)	Diameter	Depth	Cut-out
RMR1824X0-01	227	45	190 - 205
RMR3040X0-01	227	45	190 - 205

ACCESSORIES

HED6045/D2	Dali switch dim, 45W LED current selectable driver w/ 30cm cable +DC connector
R3EMPK4-PSU	3 Hour Emergency Pack with LifePO4 battery, c/w Swift Connector
RMP280TRIM-01	280mm Trim Accessory for Morph and Mira LED Downlights [White]
RMPSMK-01	MIRA, Surface Mount Can, White



Scan here for more product information and options

DOWNLIGHTS

MIRA DUAL

WATTAGE LED CCT4

DOWNLIGHT

PRODUCT	RMR1824X0-01	RMR3040X0-01
Total Power (W):	18.5-18.9 24.9-25.6	29.7-30.3 38.8-39.9
Total Light Output (lm):	1850-2010 2360-2630	3210-3420 4020-4340
Efficacy (lm/cctW):	98-109 92-105	107-115 101-111
CCT (K)	3000 4000 5000 6500	3000 4000 5000 6500
CCT Selectable:	Selectable	Selectable
CRI:	80	80
Operating Temperature (°C):	-20+40	-20+40
Pre-Built Emergency:	No	No
Weight (kg)	0.97	1.01
Carton Qty:	8	8
Trade:	€105.90	€143.90

CODE (Options)	DESCRIPTION	PRICE
E	Emergency	+ €180.00
STE	Self Test Emergency	+ €200.00
DAE	Dali Addressable Emergency	+ €200.00
SEN	MW Sensor	+ €90.00
DD,AD,SWD	Dali,1-10v,Switch Dim	+ €85.00

DOWNLIGHTS

STUDIO LED CCT3

SELECTABLE

DIMMABLE



CONSTRUCTION:

- White Polycarbonate Housing
- Opal Polystyrene diffuser
- Spring steel mounting springs
- Pressed steel mounting bracket

FEATURES & BENEFITS:

- The fitting can be either recessed or surface mounted
- Adjustable stainless steel mounting bracket allowing mounting in cut outs of Ø55-100mm
- CCT selectable between 3000K, 4000K and 6500K using switch on the back of the fitting
- Polycarbonate housing with polystyrene diffuser
- Comes with magnet to allow easy clip-on mounting of accessory trims
- Prewired with 170mm flex



DIMENSIONS (mm)	Diameter	Depth	Cut-out
RSD6CCT3M-01	140	15	55 - 100
RSD12CCT3M-01	165	15	55 - 125
RSD18CCT3M-01	217	15	55 - 175
RSD24CCT3M-01	290	15	55 - 250

ACCESSORIES

RSD12TRIM-04	Studio 12W LED downlight Matte Black Trim Accessory
RSD12TRIM-13	Studio 12W LED downlight Brushed Chrome Trim Accessory
RSD18TRIM-04	Studio 18W LED downlight Matte Black Trim Accessory
RSD18TRIM-13	Studio 18W LED downlight Brushed Chrome Trim Accessory
RSD24TRIM-04	Studio 24W LED downlight Matte Black Trim Accessory
RSD24TRIM-13	Studio 24W LED downlight Brushed Chrome Trim Accessory
RSD6TRIM-04	Studio 6W LED downlight Matte Black Trim Accessory
RSD6TRIM-13	Studio 6W LED downlight Brushed Chrome Trim Accessory



Scan here for more product information and options

DOWNLIGHTS

STUDIO LED CCT3

SELECTABLE

DIMMABLE

PRODUCT	RSD6CCT3M-01	RSD12CCT3M-01
Total Power (W):	6.1 6.2 6.1	12.5 12.8 12.6
Total Light Output (lm):	440 480 450	970 1080 990
Efficacy (lm/cctW):	74 79 75	77 84 79
CCT (K)	3000 4000 6500	3000 4000 6500
CCT Selectable:	Selectable	Selectable
CRI:	80	80
Operating Temperature (°C):	-20+40	-20+40
Pre-Built Emergency:	No	No
Weight (kg)	0.15	0.2
Carton Qty:	40	24
Trade:	€27.80	€37.70

PRODUCT	RSD18CCT3M-01	RSD24CCT3M-01
Total Power (W):	18.1 18.6 18.2	22.8 23.5 22.7
Total Light Output (lm):	1620 1770 1590	1820 2100 1870
Efficacy (lm/cctW):	89 95 87	80 90 83
CCT (K)	3000 4000 6500	3000 4000 6500
CCT Selectable:	Selectable	Selectable
CRI:	80	80
Operating Temperature (°C):	-20+40	-20+40
Pre-Built Emergency:	No	No
Weight (kg)	0.35	0.6
Carton Qty:	20	10
Trade:	€52.30	€68.00

CODE (Options)	DESCRIPTION	PRICE
E	Emergency	+ €180.00
SEN	MW Sensor	+ €90.00

E and SEN only available for 6W and 12W.

DOWNLIGHTS

VIRTUE LED DOWNLIGHT



CONSTRUCTION:

- Die-cast aluminium housing and trim
- Polycarbonate diffuser
- Prewired with 1.5m flex and SWIFT 4 pin male/female plug & play connector
- Steel spring clips

FEATURES & BENEFITS:

- Very slim fitting which means it can easily be installed in ceilings with shallow voids
- Wide flange trim which helps cover badly cut or existing cut-outs and provides an attractive contemporary aesthetic
- Independently 850° glow-wire tested provides additional safety for building users in the event of a fire

5 YRS ✓	50,000 HRS	108-126 LmW	IP 54	OP 220 240	A 100°
WARRANTY	RATED HOURS	LUMENS PER W	IP RATING	OPERATING VOLTAGE	BEAM ANGLE

DIMENSIONS (mm)	Diameter	Depth	Cut-out
RVR1040-01	121	38	100
RVR1840-01	221	38	195 - 205
RVR2440-01	221	38	195 - 205

ACCESSORIES

HED6010/D2	10W DALI 2 LED Driver with connector
HED6045/D2	Dali switch dim, 45W LED current selectable driver w/ 30cm cable +DC connector
R3EMPK4-PSU	3 Hour Emergency Pack with LifePO4 battery, c/w Swift Connector
RMPSMK-01	MIRA, Surface Mount Can, White
RVR265TRIM-01	VIRTUE 265mm Extension Trim



Scan here for more product information and options

DOWNLIGHTS

VIRTUE LED

DOWNLIGHT

PRODUCT	RVR1040-01	RVR1840-01
Total Power (W):	9.5	18
Total Light Output (lm):	1030	2270
Efficacy (lm/cctW):	108	126
CCT (K)	4000	4000
CCT Selectable:	No	No
CRI:	80	80
Operating Temperature (°C):	-20+40	-20+40
Pre-Built Emergency:	No	No
Weight (kg)	0.256	0.6
Carton Qty:	20	10
Trade:	€59.60	€103.20

PRODUCT	RVR2440-01
Total Power (W):	23.7
Total Light Output (lm):	2990
Efficacy (lm/cctW):	126
CCT (K)	4000
CCT Selectable:	No
CRI:	80
Operating Temperature (°C):	-20+40
Pre-Built Emergency:	No
Weight (kg)	0.6
Carton Qty:	10
Trade:	€117.40

SEAI approved
Triple E registered

CODE (Options)	DESCRIPTION	PRICE
E	Emergency	+ €180.00
STE	Self Test Emergency	+ €200.00
DAE	Dali Addressable Emergency	+ €200.00
SEN	MW Sensor	+ €90.00
DD,AD,SWD	Dali, 1-10v, Switch Dim	+ €85.00
3SD	3 Step Dimming	+ €190.00

DOWNLIGHTS

SUN CIRCULAR LED PANEL



CONSTRUCTION:

- White Polycarbonate Housing
- Opal Polystyrene diffuser
- Spring steel mounting springs
- Pressed steel mounting bracket

FEATURES & BENEFITS:

- Range of 5 Wattages & diameters
- Emergency, DALI or Analogue dimmable available
- Provides functional dimming or Daylight Harvesting energy saving
- White chamfered trim
- Clean looking with virtually no projection below the ceiling
- The light appears to be emitted direct from the ceiling surface
- Slim profile body
- Fits within the thickness of the ceiling
- Ideal for shallow voids or where there are numerous other services

3 ^{YRS}	30,000 HRS	82-117 LmW	IP 20	OP 220 240	A 110°
WARRANTY	RATED HOURS	LUMENS PER W	IP RATING	OPERATING VOLTAGE	BEAM ANGLE

DIMENSIONS (mm)	Diameter	Depth	Cut-out
R120LEDC30N-01	120	25	110
R120LEDC40N-01	120	25	110
R150LEDC30N-01	145	25	135
R150LEDC40N-01	145	25	135
R170LEDC40N-01	170	25	160
R225LEDC30N-01	225	25	210
R225LEDC40N-01	225	25	210
R300LEDC40N-01	300	25	285

ACCESSORIES

HED6045/D2	Dali switch dim, 45W LED current selectable driver w/ 30cm cable +DC connector
R24DIM-PSU	24W DIMMABLE DRIVER FOR R300LEDC40N-01 24W SUN CIRCULAR PANEL
R3EMPK4-PSU	3 Hour Emergency Pack with LifePO4 battery, c/w Swift Connector
RLA250DTG-01	LOADPRO 250W LED Grid Dimmer



Scan here for more product information and options

DOWNLIGHTS

SUN CIRCULAR LED PANEL

PRODUCT	R120LEDC30N-01	R120LEDC40N-01	R150LEDC30N-01	R150LEDC40N-01
Total Power (W):	6.2	6	9.5	9.3
Total Light Output (lm):	510	500	910	930
Efficacy (lm/cctW):	82	83	97	101
CCT (K)	3000	4000	3000	4000
CCT Selectable:	No	No	No	No
CRI:	80	80	80	80
Operating Temperature (°C):	-20+40	-20+40	-20+40	-20+40
Pre-Built Emergency:	No	No	No	No
Weight (kg)	0.2	0.2	0.28	0.28
Carton Qty:	50	50	40	40
Trade:	€26.70	€26.70	€35.60	€35.60

PRODUCT	R170LEDC40N-01	R225LEDC30N-01	R225LEDC40N-01	R300LEDC40N-01
Total Power (W):	11.2	19.9	19.6	23.6
Total Light Output (lm):	1120	1940	2120	2760
Efficacy (lm/cctW):	100	98	108	117
CCT (K)	4000	3000	4000	4000
CCT Selectable:	No	No	No	No
CRI:	80	80	80	80
Operating Temperature (°C):	-20+40	-20+40	-20+40	-20+40
Pre-Built Emergency:	No	No	No	No
Weight (kg)	0.32	0.55	0.55	0.7
Carton Qty:	30	20	20	10
Trade:	€35.60	€42.70	€42.70	€64.00

SEAI approved
Triple E registered

CODE (Options)	DESCRIPTION	PRICE
E	Emergency	+ €180.00
STE	Self Test Emergency	+ €200.00
SEN	MW Sensor	+ €90.00
DD,AD,SWD	Dali, 1-10v, Switch Dim	+ €85.00
3SD	3 Step Dimming	+ €190.00
MD	Phase Dim	+ €75.00

DOWNLIGHTS

GRANADA

UGR<19 LED



CONSTRUCTION:

- White powder coated aluminium reflector
- Polycarbonate diffuser with silver finish reflector
- Steel spring clips

FEATURES & BENEFITS:

- Very low glare with UGR <19 (20W & 28W) or UGR<22 (10W & 15W)
- Complete with total length of 0.83m of flex and SWIFT 4 pin male/female plug & play connector with large terminals & integrated cable restraint. Fast, simple & efficient installability
- Wide ambient temperature range of -20°C to +40°C

5 YRS	50,000 HRS	93-101 LmW	IP 20	OP 220 240	A 50°
WARRANTY	RATED HOURS	LUMENS PER W	IP RATING	OPERATING VOLTAGE	BEAM ANGLE

DIMENSIONS (mm)

	Diameter	Depth	Cut-out
RGA1040-01	113	68	90 - 102
RGA1540-01	145	82	120 - 130
RGA2040-01	174	90	145
RGA2840-01	232	118	195

ACCESSORIES

HED6045/D2	Dali switch dim, 45W LED current selectable driver w/ 30cm cable +DC connector
R3EMPK4-PSU	3 Hour Emergency Pack with LifePO4 battery, c/w Swift Connector
RLA250DTG-01	LOADPRO 250W LED Grid Dimmer



Scan here for more product information and options

DOWNLIGHTS

GRANADA

UGR≤19 LED

PRODUCT	RGA1040-01	RGA1540-01
Total Power (W):	10.5	13.7
Total Light Output (lm):	1030	1380
Efficacy (lm/cctW):	98	101
CCT (K)	4000	4000
CCT Selectable:	No	No
CRI:	80	80
Operating Temperature (°C):	-20+40	-20+40
Pre-Built Emergency:	No	No
Weight (kg)	0.25	0.3
Carton Qty:	40	30
Trade:	€54.30	€63.80

PRODUCT	RGA2040-01	RGA2840-01
Total Power (W):	20	28.4
Total Light Output (lm):	1850	2740
Efficacy (lm/cctW):	93	96
CCT (K)	4000	4000
CCT Selectable:	No	No
CRI:	80	80
Operating Temperature (°C):	-20+40	-20+40
Pre-Built Emergency:	No	No
Weight (kg)	0.35	0.5
Carton Qty:	30	12
Trade:	€78.30	€92.50

SEAI approved
Triple E registered

CODE (Options)	DESCRIPTION	PRICE
E	Emergency	+ €180.00
STE	Self Test Emergency	+ €200.00
DAE	Dali Addressable Emergency	+ €200.00
SEN	MW Sensor	+ €90.00
DD,AD,SWD	Dali, 1-10v, Switch Dim	+ €85.00
3SD	3 Step Dimming	+ €190.00

DOWNLIGHTS

DEXTER LED DOWNLIGHT

CONSTRUCTION:

- White polycarbonate trim
- Polycarbonate optic and reflector
- Steel fixing clips



FEATURES & BENEFITS:

- Warm or neutral white CCT for task based or more relaxing environments
- 60° tilt to highlight wall mounted or floor standing goods
- Compared to 50W mains voltage Halogen
- One for one with greater light output for higher lux levels
- Almost 90% power consumption for lower electricity bills
- No lamp changes and colour temperature drift over life

2 YRS	30,000 HRS	79-85 LmW	IP 20	OP 220 240	A 38°	
WARRANTY	RATED HOURS	LUMENS PER W	IP RATING	OPERATING VOLTAGE	BEAM ANGLE	DIMMABLE

PRODUCT	RDE6P030D-01	RDE6P040D-01
Total Power (W):	5.3	5.4
Total Light Output (lm):	420	460
Efficacy (lm/cctW):	79	85
CCT (K)	3000	4000
CCT Selectable:	No	No
CRI:	80	80
Operating Temperature (°C):	-20+40	-20+40
Pre-Built Emergency:	No	No
Weight (kg)	0.11	0.11
Carton Qty:	48	48
Trade:	€19.10	€19.10

SEAI approved
Triple E registered

DIMENSIONS (mm)	Diameter	Depth	Cut-out
RDE6P030D-01	86	41	70
RDE6P040D-01	86	41	70

ACCESSORIES

RDETRIM-13	DEXTER TRIM, BRUSHED CHROME
RDETRIM-15	DEXTER TRIM, SATIN SILVER



Scan here for more product information and options

**DEXTER LED
DOWNLIGHT**



DOWNLIGHTS

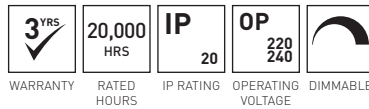
ZAK MAINS VOLTAGE

CONSTRUCTION:

- Die cast aluminium body
- Twist lock bezel
- C/w stainless steel spring clips
- Compatible with dichroic and aluminium halogen lamp types

FEATURES & BENEFITS:

- Low voltage recessed straight downlight
- Pressed steel body
- C/w stainless steel bracket, terminal block and high quality ceramic GU10 lamp holder
- C/w stainless steel spring clips
- Compatible with dichroic and aluminium halogen lamp types



DIMENSIONS (mm)	Diameter	Depth	Cut-out
R201SCN-01	80	95	70
R201SCN-03	80	95	70
R201SCN-13	80	95	70
R208SCN-01	93	95	82
R208SCN-03	93	95	82
R208SCN-13	93	95	82



Scan here for more product information and options

DOWNLIGHTS

ZAK MAINS VOLTAGE

PRODUCT	R201SCN-01	R201SCN-03	R201SCN-13
Total Power (W):	50	50	50
Operating Temperature (°C):	-20+40	-20+40	-20+40
Pre-Built Emergency:	No	No	No
Weight (kg)	0.095	0.095	0.095
Carton Qty:	50	50	50
Trade:	€8.90	€11.40	€11.40

PRODUCT	R208SCN-01	R208SCN-03	R208SCN-13
Total Power (W):	50	50	50
Operating Temperature (°C):	-20+40	-20+40	-20+40
Pre-Built Emergency:	No	No	No
Weight (kg)	0.13	0.13	0.13
Carton Qty:	50	50	50
Trade:	€11.40	€13.50	€13.50

DOWNLIGHTS

SALLY MAINS

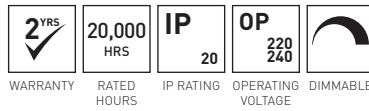
VOLTAGE

CONSTRUCTION:

- Pressed steel trim
- Spring steel ceiling retaining springs
- GU10 lampholder

FEATURES & BENEFITS:

- Spring loaded lamp holder for ease of lampchange
- C/w bracket, terminal block & GU10 lampholder
- Enclosed recessed GZ fitting with integral air cooling slots



DIMENSIONS (mm)	Diameter	Depth	Cut-out
RS201E-01	80	82	65
RS201E-02	80	82	65
RS201E-03	80	82	65
RS201E-13	80	82	65
RS208E-01	99	85	75
RS208E-02	99	85	75
RS208E-03	99	85	75
RS208E-13	99	85	75



Scan here for more product information and options

DOWNLIGHTS

SALLY MAINS

VOLTAGE

PRODUCT	RS201E-01	RS201E-02	RS201E-03
Total Power (W):	50	50	50
Operating Temperature (°C):	-20+40	-20+40	-20+40
Pre-Built Emergency:	No	No	No
Weight (kg)	0.19	0.19	0.19
Carton Qty:	50	50	50
Trade:	€6.50	€7.10	€7.10

PRODUCT	RS201E-13	RS208E-01	RS208E-02
Total Power (W):	50	50	50
Operating Temperature (°C):	-20+40	-20+40	-20+40
Pre-Built Emergency:	No	No	No
Weight (kg)	0.19	0.19	0.19
Carton Qty:	50	50	50
Trade:	€7.10	€9.80	€10.80

PRODUCT	RS208E-03	RS208E-13
Total Power (W):	50	50
Operating Temperature (°C):	-20+40	-20+40
Pre-Built Emergency:	No	No
Weight (kg)	0.19	0.19
Carton Qty:	50	50
Trade:	€10.80	€10.80

DOWNLIGHTS

RIDA MAINS VOLTAGE

CONSTRUCTION:

- Pressed steel trim
- Spring steel ceiling retaining springs
- GU10 lampholder



FEATURES & BENEFITS:

- Mains voltage straight and directional downlight
- Low voltage recessed straight downlight
- C/w stainless steel bracket, terminal block and high quality ceramic GU10 lamp holder
- Compatible with dichroic and aluminium halogen lamp types



DIMENSIONS (mm)

	Diameter	Depth	Cut-out
R201PS-01	80	90	60
R201PS-03	80	90	60
R201PS-13	80	90	60
R208PS-01	105	90	85
R208PS-03	80	90	60
R208PS-13	105	90	85



Scan here for more product information and options

DOWNLIGHTS

RIDA MAINS VOLTAGE

PRODUCT	R201PS-01	R201PS-03	R201PS-13
Total Power (W):	50	50	50
Operating Temperature (°C):	-20+40	-20+40	-20+40
Pre-Built Emergency:	No	No	No
Weight (kg)	0.1	0.1	0.1
Carton Qty:	100	100	100
Trade:	€4.60	€5.10	€5.60

PRODUCT	R208PS-01	R208PS-03	R208PS-13
Total Power (W):	50	50	50
Operating Temperature (°C):	-20+40	-20+40	-20+40
Pre-Built Emergency:	No	No	No
Weight (kg)	0.19	0.19	0.19
Carton Qty:	50	50	50
Trade:	€8.10	€9.00	€9.00

DOWNLIGHTS
FIRE RATED



DOWNLIGHTS FIRE RATED

FIRE RATED DOWNLIGHTS BY ROBUS



ROBUS FIRE RATED DOWNLIGHTS ARE TESTED TO EN FIRE STANDARDS IN SOLID TIMBER, I-JOISTS & METAL WEB JOISTS CEILING CONSTRUCTIONS.

DESIGNED AND TESTED TO RETAIN THE INTEGRITY OF 30, 60 & 90 MINUTE FIRE RATED CEILINGS - COMPLIANT WITH BUILDING REGULATIONS PARTS B, C AND E.

30 MINS

A 30 minute fire rated ceiling has the joists spaced at 600mm centres and uses a single layer of 12.5mm gypsum board.

30 minute fire rated ceilings are the most common and are used in 2-storey buildings, flats and maisonettes.

60 MINS

A 60 minute fire rated ceiling has the joists spaced at 600mm centres and uses two layers of 15mm gypsum board.

90 MINS

A 90 minute fire rated ceiling has the joists spaced at 450mm centres and uses two layers of 15mm gypsum board.

Ceiling Type	Solid Timber Joist			Metal Webbed	I-Joist
	30min	60min	90min	30min	30min
Ultimum	Y	Y	Y	Y	Y
Ultimum Tilt	Y	Y	Y	Y	Y
Ultimum +	Y	Y	Y	Y	Y
Triumph	Y	Y	Y	Y	Y
Triumph Tilt	Y	Y	Y	Y	Y
Triumph Slim	Y	Y	Y	Y	Y
Ramada	Y	Y	Y	Y	Y
Starling	Y	Y	Y	Y	Y
Capella	Y	Y	Y	Y	Y

Test evidence and ceiling manufacturer details available from ROBUS Technical.
Email: technical@robus.com



SURFACE FITTINGS

236

GOLF LED

256

EAGLE LED 7W & 10W

240

GOLF LED CCT3 SELECTABLE

257

EAGLE LED 14W

242

GOLF LED CCT3 MODULAR

258

EAGLE LED 24W

244

GOLF LED SLIM

260

PORTAL LED

246

GOLF LED RETROFIT TRAY

262

ROCCO LED

247

LUNATE LED QUAD POWER FITTING

264

COMPACT LED ROUND

250

ORB LED CCT3 SURFACE FITTING

265

COMPACT LED SQUARE

252

HAWK LED

267

OYSTER LED

254

HAWK LED DUAL POWERED

SURFACE FITTINGS

GOLF LED




CONSTRUCTION:

- High impact resistance polycarbonate body
- High efficiency polycarbonate pro-diffuser

FEATURES & BENEFITS:

- >50% energy savings compared to fluorescent
- Utilises high quality, long life SMD technology
- Sensor version rated at 150W so can switch a total of 14x10W or 9x15W fittings. Ideal for corridor and stairway applications
- High efficiency Pro-diffuser allows maximum light transmission, provides low glare, creates even light distribution – no hot spots
- Wide operating ambient temperature range of -20°C to +35°C
- Suitable for switching by external PIR, Microwave or Photocell



DIMENSIONS (mm)	Height/Depth	Diameter
R075LED-01	90	272
R075LEDE-01	90	272
R075LEDS-01	90	272
R100LED-01	118	330
R100LEDE-01	118	330
R100LEDES-01	118	330
R100LEDS-01	118	330
R150LED-01	118	330
R150LED3SD-01	118	330
R150LEDE-01	118	330
R150LEDES-01	118	330
R150LEDS-01	118	330

ACCESSORIES

R162TRIM-03	GOLF TRIM for 16W 2D / 7.5W LED fittings, Chrome
R282TRIM-03	GOLF TRIM for 28W 2D / 10W LED fittings, Chrome

EMERGENCY

	Total Emergency Light Output (lm)
R075LEDE-01	180
R100LEDE-01	180
R100LEDES-01	180
R150LEDE-01	180
R150LEDES-01	180



Scan here for more product information and options

SURFACE FITTINGS

GOLF LED

PRODUCT	R075LED-01	R075LEDE-01	R075LEDS-01	R100LED-01
Total Power (W):	7	7.2	7	10.6
Total Light Output (lm):	640	650	640	860
Efficacy (lm/cctW):	91	90	91	82
CCT (K)	4000	4000	4000	4000
CCT Selectable:	No	No	No	No
CRI:	80	80	80	80
Operating Temperature (°C):	-20+35	-10 +35	-20 +35	-20 +35
Pre-Built Emergency:	No	Yes	No	No
Weight (kg)	0.9	1.2	0.9	1.4
Carton Qty:	6	6	6	6
Trade:	€52.40	€104.60	€126.45	€53.10

PRODUCT	R100LEDE-01	R100LEDES-01	R100LEDS-01	R150LED-01
Total Power (W):	10.6	10.2	10.2	14.6
Total Light Output (lm):	860	860	860	1250
Efficacy (lm/cctW):	67	82	82	86
CCT (K)	4000	4000	4000	4000
CCT Selectable:	No	No	No	No
CRI:	80	80	80	80
Operating Temperature (°C):	-10 +35	-10 +35	-20 +35	-20 +35
Pre-Built Emergency:	Yes	Yes	No	No
Weight (kg)	1.8	1.8	1.45	1.4
Carton Qty:	6	6	6	6
Trade:	€107.75	€155.30	€107.75	€60.20

PRODUCT	R150LED3SD-01	R150LEDE-01	R150LEDES-01	R150LEDS-01
Total Power (W):	14.6	14.6	14.6	14.6
Total Light Output (lm):	1250	1250	1250	1250
Efficacy (lm/cctW):	86	86	86	86
CCT (K)	4000	4000	4000	4000
CCT Selectable:	No	No	No	No
CRI:	80	80	80	80
Operating Temperature (°C):	-20+35	-10 +35	-10 +35	-20 +35
Pre-Built Emergency:	No	Yes	Yes	No
Weight (kg)	1.52	1.8	1.8	1.4
Carton Qty:	6	6	6	6
Trade:	€116.70	€117.25	€177.50	€126.75

CODE (Options)	DESCRIPTION	PRICE
DAE	Dali Addressable Emergency	+ €200.00
STE	Self Test Emergency	+ €155.00
DD,AD,SWD	Dali,1-10v,Switch Dim	+ €90.00
3SD	3 Step Dimming	+ €90.00
PCELL	Photocell	+ €75.00
MD	Phase Dim	+ €90.00

GOLD LED



GOLD LED
CARRICKMINES, DUBLIN



SURFACE FITTINGS

GOLF LED CCT3 SELECTABLE

CONSTRUCTION:

- Polycarbonate Body & Trim
- Polycarbonate Opal diffuser

FEATURES & BENEFITS:

- High efficiency Pro-diffuser allows maximum light transmission, provides low glare, creates even light distribution – no hot spots
- Utilises high quality SMD LED's which provide low power consumption, high efficacy and long rated LED life
- Sensor version rated at 150W so can switch a total of 14x10W or 9x15W fittings so is ideal for corridor and stairway applications
- Wide operating ambient temperature range of -20°C to +35°C
- Can be switched by microwave, external PIR and/or photocell



5 YRS	50000 HRS	76-93 LmW	IK 09	IP 65	OP 220 240	A 110°	3000 4000 6500	III
WARRANTY	RATED HOURS	LUMENS PER W	IK RATING	IP RATING	OPERATING VOLTAGE	BEAM ANGLE	CCT SELECTABLE	SAFETY CLASS

DIMENSIONS (mm)	Height/Depth	Diameter
R100LEDCCT3-01	118	330
R150LEDCCT3-01	118	330
R150LEDCCT3S-01	118	330

ACCESSORIES

R282TRIM-03	GOLF TRIM for 28W 2D / 10W LED fittings, Chrome
-------------	---



Scan here for more product information and options

SURFACE FITTINGS

GOLF LED CCT3

SELECTABLE

PRODUCT	R100LEDCCT3-01	R150LEDCCT3-01
Total Power (W):	11 10.8 11	15.80 15.20 16.00
Total Light Output (lm):	840 990 950	1240 1420 1360
Efficacy (lm/cctW):	76 92 86	78 93 85
CCT (K)	3000 4000 6500	3000 4000 6500
CCT Selectable:	Selectable	Selectable
CRI:	80	80
Operating Temperature (°C):	-20+35	-20+35
Pre-Built Emergency:	No	No
Weight (kg)	1.23	1.23
Carton Qty:	6	6
Trade:	€60.30	€69.70

PRODUCT	R150LEDCCT3S-01
Total Power (W):	15.80 15.20 16.00
Total Light Output (lm):	1240 1420 1360
Efficacy (lm/cctW):	78 93 85
CCT (K)	3000 4000 6500
CCT Selectable:	Selectable
CRI:	80
Operating Temperature (°C):	-20+35
Pre-Built Emergency:	No
Weight (kg)	1.23
Carton Qty:	6
Trade:	€120.40

CODE (Options)	DESCRIPTION	PRICE
STE	Self test Emergency	+ €155.00
SEN	MW Sensor	+ €80.00
DD,AD,SWD	Dali,1-10v,Switch Dim	+ €90.00
3SD	3 Step Dimming	+ €90.00
PCELL	Photocell	+ €75.00

SURFACE FITTINGS

GOLF LED CCT3 MODULAR

CONSTRUCTION:

- High impact resistant polycarbonate Body & Trim
- Polycarbonate Opal diffuser

FEATURES & BENEFITS:

- Uniquely modular fitting which allows the addition of both a Plug In Emergency Pack (RM1WEMPK-PSU) and Plug In MW Sensor (RMMWS-01) to a standard fitting
- CCT selectable fitting with CCT switch on driver allows selection between 3000K, 4000K and 6500K
- High efficiency Pro-diffuser allows maximum light transmission, provides low glare, creates even light distribution
- Chrome trim available (R282TRIM-03)
- Wide operating ambient temperature range of -20°C to +35°C
- Suitable for switching by PIR, Microwave or Photocell



5 YRS WARRANTY	50000 HR'S RATED HOURS	78-101 LmW LUMENS PER W	IK 09 IK RATING	IP 65 IP RATING	OP 220/240 OPERATING VOLTAGE	110° BEAM ANGLE	3000 4000 6500 CCT SELECTABLE	SAFETY CLASS	DUAL WATTAGE
--------------------------	-------------------------------------	--------------------------------------	---------------------------	---------------------------	--	---------------------------	---	---------------------	---------------------

DIMENSIONS (mm)	Height/Depth	Diameter
RM100LEDCCT3-01	118	330
RM150LEDCCT3-01	118	330

ACCESSORIES

R282TRIM-03	GOLF TRIM for 28W 2D / 10W LED fittings, Chrome
RM1WEMPK-PSU	GOLF MODULAR 1W, 3 Hour Plug In Emergency Pack with LifePO4
RMMWS-01	GOLF MODULAR, Microwave Sensor




Scan here for more product information and options

SURFACE FITTINGS


GOLF LED CCT3 MODULAR

PRODUCT	RM100LEDCCT3-01	RM150LEDCCT3-01
Total Power (W):	10.3 10.0 10.3	9.5 9.2 9.5 14.5 13.9 14.4
Total Light Output (lm):	890 970 910	850 920 880 1130 1280 1180
Efficacy (lm/cctW):	87 97 89	90 101 94 78 92 82
CCT (K)	3000 4000 6500	3000 4000 6500
CCT Selectable:	Selectable	Selectable
CRI:	80	80
Operating Temperature (°C):	-20+35	-20+35
Pre-Built Emergency:	No	No
Weight (kg)	1.28	1.28
Carton Qty:	6	6
Trade:	€75.10	€83.90


CODE (Options)	DESCRIPTION	PRICE
STE	Self Test Emergency	+ €155.00
3SD	3 Step Dimming	+ €90.00
PCELL	Photocell	+ €75.00




Standard Version




Emergency Version




Microwave Sensor
Version



Microwave Sensor
& Emergency
Version



Front of Standard & Emergency Version



Front of Microwave Sensor & Microwave
Sensor & Emergency Version

SURFACE FITTINGS

GOLF LED SLIM


CONSTRUCTION:

- Polycarbonate Body, Trim & Opal diffuser



FEATURES & BENEFITS:

- Slim profile with a height of only 90mm
- Colour temperature can be selected on completion to suit application
- Sensor version rated at 150W so can switch on a total of 14x10W or 9x15W fittings
- Microwave sensor details: Detection range: 5m Adjustable time delay: 5s, 30s, 90s, 3min, 20min, 30min Adjustable lux settings: 2lux, 10lux, 30lux, 50lux, Disable Mounting height: 2.5-6m
- Provides 3 hour emergency discharge duration
- Suitable for switching by PIR, Microwave or Photocell



DIMENSIONS (mm)

RS100LEDCCT3-01	90	330
RS100LEDCCT3E-01	90	330
RS100LEDCCT3S-01	90	330
RS100LEDCCT3ES-01	90	330
RS150LEDCCT3-01	90	330
RS150LEDCCT3E-01	90	330

Height/Depth

Diameter

EMERGENCY

RS100LEDCCT3E-01	130/140/140
RS100LEDCCT3ES-01	130/140/140
RS150LEDCCT3E-01	140/150/150

Total Emergency Light Output (lm)

130/140/140
130/140/140
140/150/150



Scan here for more product information and options

SURFACE FITTINGS

GOLF LED SLIM

PRODUCT	RS100LEDCCT3-01	RS100LEDCCT3E-01
Total Power (W):	9.9 9.8 10.0	12.2 11.8 12.1
Total Light Output (lm):	830 910 900	830 900 900
Efficacy (lm/cctW):	84 94 91	69 76 75
CCT (K)	3000 4000 6500	3000 4000 6500
CCT Selectable:	Selectable	Selectable
CRI:	85	85
Operating Temperature (°C):	-20+40	-5+35
Pre-Built Emergency:	No	Yes
Weight (kg)	0.87	1.09
Carton Qty:	6	6
Trade:	€47.20	€100.65

PRODUCT	RS100LEDCCT3S-01	RS100LEDCCT3ES-01
Total Power (W):	9.9 9.8 10.0	12.2 11.8 12.1
Total Light Output (lm):	830 910 900	830 900 900
Efficacy (lm/cctW):	84 94 91	69 76 75
CCT (K)	3000 4000 6500	3000 4000 6500
CCT Selectable:	Selectable	Selectable
CRI:	85	85
Operating Temperature (°C):	-20+40	-5+35
Pre-Built Emergency:	No	Yes
Weight (kg)	0.93	1.12
Carton Qty:	6	6
Trade:	€100.65	€146.10

PRODUCT	RS150LEDCCT3-01	RS150LEDCCT3E-01
Total Power (W):	14.7 14.3 14.7	16.8 16.7 16.7
Total Light Output (lm):	1200 1340 1310	1150 1260 1250
Efficacy (lm/cctW):	82 94 89	69 76 75
CCT (K)	3000 4000 6500	3000 4000 6500
CCT Selectable:	Selectable	Selectable
CRI:	85	85
Operating Temperature (°C):	-20+40	-5+35
Pre-Built Emergency:	No	Yes
Weight (kg)	0.87	1.09
Carton Qty:	6	6
Trade:	€59.60	€113.40

SURFACE FITTINGS GOLF LED RETROFIT TRAY

CONSTRUCTION:

- Pressed Steel Plate
- Aluminium Substrate LED PCB
- PVC Cable Clamp



5 YRS ✓	50000 HRS	105 LmW	OP 220 240	110-120°	4000	↓
WARRANTY	RATED HOURS	LUMENS PER W	OPERATING VOLTAGE	BEAM ANGLE	CCT	SAFETY CLASS

FEATURES & BENEFITS:

- Universal Retrofit LED tray, will fit many existing 2D fittings
- Reduced initial cost as only the gear tray of the standard 2D fittings is replaced with low energy LED
- Actual photometric performance dependent on fitting and diffuser into which plate is installed
- R100LEDRETE provides 3 hour emergency duration. 220 lumens in emergency mode, 21% of maintained output

PRODUCT	R100LEDRET	R100LEDRETE
Total Power (W):	10	10
Total Light Output (lm):	1050	1050
Efficacy (lm/cctW):	105	105
CCT (K)	4000	4000
CCT Selectable:	No	No
CRI:	80	80
Operating Temperature (°C):	-20 +35	-10 +35
Pre-Built Emergency:	No	Yes
Weight (kg)	0.7	0.85
Carton Qty:	10	10
Trade:	€50.70	€101.40

DIMENSIONS (mm)	Height/Depth	Diameter
R100LEDRET	35	254
R100LEDRETE	35	254

EMERGENCY
R100LEDRETE

Total Emergency
Light Output (lm)
220



Scan here for more product information and options



5 YRS WARRANTY	50000 RATED HRS	125-134 LmW PER W	IK 06 IK RATING	IP 20 IP RATING	OP 220 240 OPERATING VOLTAGE	110° BEAM ANGLE	3000 4000 6500 CCT SELECTABLE	III SAFETY CLASS
--------------------------	---------------------------	--------------------------------	---------------------------	---------------------------	--	---------------------------	---	----------------------------

PRODUCT

RLT4CCT3-01

Total Power (W):	11 16 20 23
	11W: 1390 1390 1390
	16W: 1960 1980 1960
Total Light Output (lm):	20W: 2490 2530 2490
	23W: 2740 2810 2750
	11W: 131 134 131
	16W: 129 134 130
Efficacy (lm/cctW):	20W: 127 133 127
	23W: 125 132 125
CCT (K)	3000 4000 6500
CCT Selectable:	Selectable
CRI:	80
Operating Temperature (°C):	-20+40
Pre-Built Emergency:	No
Weight (kg)	2.1
Carton Qty:	5
Trade:	€200.60

DIMENSIONS (mm)	Height/Depth	Diameter
RLT4CCT3-01	107	430

ACCESSORIES

R16EMPK-PSU	1.6W Plug In Emergency Pack with LiFePO4 battery
RMC030SL	Plug In MW Sensor

CODE (Options)	DESCRIPTION	PRICE
E	Emergency	+ €110.00
STE	Self Test Emergency	+ €155.00
SEN	MW Sensor	+ €80.00
DD,AD,SWD	Dali, 1-10v, Switch Dim	+ €90.00
3SD	3 Step Dimming	+ €90.00
MD	Phase Dim	+ €90.00

SURFACE FITTINGS LUNATE LED QUAD POWER FITTING

CONSTRUCTION:

- Pressed steel, powder coated base
- Polycarbonate opal diffuser
- Quad power Osram driver
- Aluminium LED plate


FEATURES & BENEFITS:

- Modular design allowing plug and play conversion into emergency, microwave sensor and emergency + sensor versions
- High quality driver with a switch allowing selection power between 11W, 16W 20W and 23W
- CCT selection switch on the LED plate allowing selection between 3000K, 4000K and 6500K
- Very high efficacy exceeding 120lm/W providing over 50% energy savings over fluorescent counterparts
- Suitable for ceiling and wall mounting



Scan here for more product information and options

LUNATE LED QUAD POWER FITTING



**LUNATE LED QUAD
POWER FITTING**

SURFACE FITTINGS

ORB LED CCT3

SURFACE FITTING



CONSTRUCTION:

- High impact resistant polycarbonate housing providing an Impact Rating of IK10
- Hinged gear tray

FEATURES & BENEFITS:

- Optional trim accessories available - plain and eyelid in white, black and grey
- Colour temperature selectable between 3000K, 4000K and 6500K
- Slim profile with a height of only 60mm
- Sensor's maximum LED load of 90W allows control of up to 5 fittings
- Emergency version has a LiFePO4 battery
- Wide operating ambient temperature range of -20°C to +40°C
- Suitable for switching by PIR, Microwave or Photocell



DIMENSIONS (mm)	Height/Depth	Diameter
RRB14CCT3-01	60	285
RRB14CCT3E-01	60	285
RRB14CCT3S-01	60	285

ACCESSORIES

RRBSCREW	ORB LED Surface Mount Anti Tamper Screws
RRBTRIMEY-01	ORB 14W LED Surface Mount Trim Eyelid White
RRBTRIMEY-04	ORB 14W LED Surface Mount Trim Eyelid Black
RRBTRIMEY-24	ORB 14W LED Surface Mount Trim Eyelid Grey
RRBTRIMP-01	ORB 14W LED Surface Mount Trim Plain White
RRBTRIMP-04	ORB 14W LED Surface Mount Trim Plain Black
RRBTRIMP-24	ORB 14W LED Surface Mount Trim Plain Grey

EMERGENCY

RRB14CCT3E-01

Total Emergency
Light Output (lm)
160/160/160



Scan here for more product information and options

SURFACE FITTINGS

ORB LED CCT3

SURFACE FITTING

PRODUCT	RRB14CCT3-01	RRB14CCT3E-01
Total Power (W):	13.9 13.3 13.6	14.2 13.8 14.0
Total Light Output (lm):	1230 1340 1270	1140 1250 1180
Efficacy (lm/cctW):	89 101 94	80 90 84
CCT (K)	3000 4000 6500	3000 4000 6500
CCT Selectable:	Selectable	Selectable
CRI:	80	80
Operating Temperature (°C):	-20+40	0+40
Pre-Built Emergency:	No	Yes
Weight (kg)	0.82	0.97
Carton Qty:	8	8
Trade:	€78.30	€153.10

PRODUCT	RRB14CCT3S-01
Total Power (W):	13.9 13.3 13.6
Total Light Output (lm):	1230 1340 1270
Efficacy (lm/cctW):	89 101 94
CCT (K)	3000 4000 6500
CCT Selectable:	Selectable
CRI:	80
Operating Temperature (°C):	-20+40
Pre-Built Emergency:	No
Weight (kg)	0.87
Carton Qty:	8
Trade:	€132.70

CODE (Options)	DESCRIPTION	PRICE
SEN	Sensor	+ €50.00
PCELL	Photocell	+ €75.00

SURFACE FITTINGS HAWK LED



CONSTRUCTION:

- Polycarbonate body, trim and opal diffuser with impact rating of IK10
- Aluminum, hinged gear tray
- High quality, long life SMD LED's
- Stainless steel TORX T20 screws

FEATURES & BENEFITS:

- Available in standard and emergency versions. Integral sensor, dual or 3 step light level control and DALI or Analogue dimming for Daylight Harvesting options are available
- A high security, anti-tamper companion to the EAGLE range
- Wide operating ambient temperature range of -20°C to +35°C
- Complies with requirements of the ECA. Enhanced Capital Allowances may be claimed on the cost of the luminaires, installation and transport to site



DIMENSIONS (mm)	Height/Depth	Diameter
RHKM01040-01	91	330
RHKM01040E-01	91	330
RHKM01540-01	91	330
RHKM01540E-01	91	330

ACCESSORIES

RHKMCD-04	Black Cross-grid Trim accessory for Hawk Medium
RHKMCD-24	Grey Cross-grid Trim accessory for Hawk Medium
RHKMCD-01	HAWK MEDIUM EXTENSION COLLAR, White
RHKMEY-24	Grey Eyelid Trim accessory for Hawk Medium
RHKMTRIM-04	Black Trim accessory for Hawk Medium
RHKMTRIM-24	Grey Trim accessory for Hawk Medium

EMERGENCY

RHKM01040E-01	120
RHKM01540E-01	210

Total Emergency Light Output (lm)

120
210



Scan here for more product information and options

SURFACE FITTINGS

HAWK LED

PRODUCT	RHKM01040-01	RHKM01040E-01
Total Power (W):	9.6	11.6
Total Light Output (lm):	1050	1070
Efficacy (lm/cctW):	109	93
CCT (K)	4000	4000
CCT Selectable:	No	No
CRI:	80	80
Operating Temperature (°C):	-20+35	-10+35
Pre-Built Emergency:	No	Yes
Weight (kg)	1.282	1.54
Carton Qty:	6	6
Trade:	€131.55	€238.20

PRODUCT	RHKM01540-01	RHKM01540E-01
Total Power (W):	12.7	16
Total Light Output (lm):	1400	1410
Efficacy (lm/cctW):	110	82
CCT (K)	4000	4000
CCT Selectable:	No	No
CRI:	80	80
Operating Temperature (°C):	-20+35	-10+35
Pre-Built Emergency:	No	Yes
Weight (kg)	1.282	1.54
Carton Qty:	6	6
Trade:	€149.30	€255.95

CODE (Options)	DESCRIPTION	PRICE
E	Emergency	+ €110.00
STE	Self Test Emergency	+ €155.00
SEN	MW Sensor	+ €80.00
DD,AD,SWD	Dali, 1-10v, Switch Dim	+ €90.00
3SD	3 Step Dimming	+ €90.00
PCELL	Photocell	+ €75.00
MD	Phase Dim	+ €90.00

SURFACE FITTINGS

HAWK LED DUAL POWERED



CONSTRUCTION:

- Strong and durable IK10 rated diffuser/ enclosure
- 2x conduit side entry points for trunking positioned 180° apart in both trim and base

FEATURES & BENEFITS:

- Fitting can be either 23W or 35W - dual-wattage driver delivering 2 light outputs selectable by a switch on the driver
- Efficacy of 109-117lm/W to comply with Part L1 & L2 UK Building Regulations and eligible for Enhanced Capital Allowances
- Aesthetic design unity allows mix and match of HAWK and EAGLE light fittings at different sizes and lumen packages
- Unique clip and detachable hinge EAGLET gear tray for easy installation and maintenance
- Wide ambient operating temperature range of -20°C to +35°C

5 YRS WARRANTY	50000 HR RATED HOURS	109-117 LmW LUMENS PER W	IK 10 IK RATING	IP 65 IP RATING	OP 220/240 OPERATING VOLTAGE	110° BEAM ANGLE	4000 CCT	III SAFETY CLASS	DUAL WATTAGE DUAL WATTAGE
--------------------------	-----------------------------------	---------------------------------------	---------------------------	---------------------------	--	---------------------------	--------------------	----------------------------	-------------------------------------

PRODUCT

RHKLDP40-01

Total Power (W):	21.4 34.4
Total Light Output (lm):	2340 4020
Efficacy (lm/cctW):	109 117
CCT (K)	4000
CCT Selectable:	No
CRI:	80
Operating Temperature (°C):	-20+35
Pre-Built Emergency:	No
Weight (kg)	1.56
Carton Qty:	6
Trade:	€206.20

DIMENSIONS (mm)	Height/Depth	Diameter
RHKLDP40-01	91	420

CODE (Options)	DESCRIPTION	PRICE
E	Emergency	+ €110.00
STE	Self Test Emergency	+ €155.00
SEN	MW Sensor	+ €80.00
DD,AD,SWD	Dali,1-10v,Switch Dim	+ €90.00
3SD	3 Step Dimming	+ €90.00
PCELL	Photocell	+ €75.00
MD	Phase Dim	+ €90.00



Scan here for more product information and options

**HAWK LED
DUAL POWERED**

SURFACE FITTINGS

EAGLE LED 7 & 10W



CONSTRUCTION:

- Polycarbonate body, trim and opal diffuser with impact rating of IK10
- Aluminum, hinged gear tray
- High quality, long life SMD LED's

FEATURES & BENEFITS:

- Common aesthetic across the EAGLE range allows mix and match of fittings in the building of different lumen packages and physical size
- For fast and simple installation, the fitting has:
- Twist & lock trim for easy gear tray access
- Clip and detach hinged tray accesses termination area
- Swift inside 4 pole loop in/out connector
- Single gear tray to base locking screw
- Available to complement Standard & Emergency versions are, Dual Power, 3 Step Corridor function, DALI & Analogue dimming

5 YRS WARRANTY	50000 HR'S RATED HOURS	102-109 LmW LUMENS PER W	IK 10 IK RATING	IP 65 IP RATING	OP 220/240 OPERATING VOLTAGE	110° BEAM ANGLE	4000 CCT	III SAFETY CLASS
--------------------------	-------------------------------------	---------------------------------------	---------------------------	---------------------------	--	---------------------------	--------------------	----------------------------

PRODUCT	REES7P040-01	REEM01040-01
Total Power (W):	6.5	9.6
Total Light Output (lm):	660	1050
Efficacy (lm/cctW):	102	109
CCT (K)	4000	4000
CCT Selectable:	No	No
CRI:	80	80
Operating Temperature (°C):	-20+35	-20+35
Pre-Built Emergency:	No	No
Weight (kg)	0.915	1.282
Carton Qty:	8	6
Trade:	€85.40	€113.80

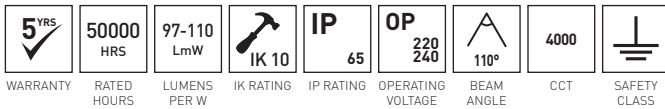
DIMENSIONS (mm)	Height/Depth	Diameter
REES7P040-01	91	272
REEM01040-01	91	330

ACCESSORIES

REELTRIM-03	Chrome Trim accessory for Eagle Large
REELTRIM-13	Br. Chrome Trim accessory for Eagle Large
REEMTRIM-13	Br. Chrome Trim accessory for Eagle Medium
REESTRIM-03	Chrome Trim accessory for Eagle Small
REESTRIM-13	Br. Chrome Trim accessory for Eagle Small



Scan here for more product information and options



PRODUCT	REEM01540-01	REEM01540E-01
Total Power (W):	12.7	14.7
Total Light Output (lm):	1400	1410
Efficacy (lm/cctW):	110	97
CCT (K)	4000	4000
CCT Selectable:	No	No
CRI:	80	80
Operating Temperature (°C):	-20+35	-10+35
Pre-Built Emergency:	No	Yes
Weight (kg)	1.282	1.54
Carton Qty:	6	6
Trade:	€131.55	€248.85

DIMENSIONS (mm)	Height/Depth	Diameter
REEM01540-01	91	330
REEM01540E-01	91	330

ACCESSORIES

REELTRIM-03	Chrome Trim accessory for Eagle Large
REELTRIM-13	Br. Chrome Trim accessory for Eagle Large
REEMTRIM-13	Br. Chrome Trim accessory for Eagle Medium
REESTRIM-03	Chrome Trim accessory for Eagle Small
REESTRIM-13	Br. Chrome Trim accessory for Eagle Small

EMERGENCY
REEM01540E-01

Total Emergency
Light Output (lm)
160



SURFACE FITTINGS EAGLE LED 14W

CONSTRUCTION:

- Polycarbonate body, trim and opal diffuser with impact rating of IK10
- Aluminum, hinged gear tray
- High quality, long life SMD LED's

FEATURES & BENEFITS:

- Common aesthetic across the EAGLE range allows mix and match of fittings in the building of different lumen packages and physical size
- For fast and simple installation, the fitting has:
 - Twist & lock trim for easy gear tray access
 - Clip and detach hinged tray accesses termination area
 - Swift inside 4 pole loop in/out connector
 - Single gear tray to base locking screw
- Available to complement Standard & Emergency versions are, Dual Power, 3 Step Corridor function, DALI & Analogue dimming



Scan here for more
product information
and options

SURFACE FITTINGS

EAGLE LED 24W



CONSTRUCTION:

- Polycarbonate body, trim and opal diffuser with impact rating of IK10
- Aluminum, hinged gear tray
- High quality, long life SMD LED's

FEATURES & BENEFITS:

- Common aesthetic across the EAGLE range allows mix and match of fittings in the building of different lumen packages and physical size
- For fast and simple installation, the fitting has:
 - Twist & lock trim for easy gear tray access
 - Clip and detach hinged tray accesses termination area
 - Swift inside 4 pole loop in/out connector
 - Single gear tray to base locking screw
- Available to complement Standard & Emergency versions are, Dual Power, 3 Step Corridor function, DALI & Analogue dimming

5 YRS	50000 HRS	95-109 LmW	IK 10	IP 65	OP 220 240	110°	4000	II
WARRANTY	RATED HOURS	LUMENS PER W	IK RATING	IP RATING	OPERATING VOLTAGE	BEAM ANGLE	CCT	SAFETY CLASS

PRODUCT	REEL02440-01	REEL02440E-01
Total Power (W):	21.4	24.3
Total Light Output (lm):	2340	2300
Efficacy (lm/cctW):	109	95
CCT (K)	4000	4000
CCT Selectable:	No	No
CRI:	80	80
Operating Temperature (°C):	-20+35	-10+35
Pre-Built Emergency:	No	Yes
Weight (kg)	2.1	2.45
Carton Qty:	6	6
Trade:	€184.85	€291.50

DIMENSIONS (mm)	Height/Depth	Diameter
REEL02440-01	91	420
REEL02440E-01	91	420

ACCESSORIES

REELTRIM-03	Chrome Trim accessory for Eagle Large
REELTRIM-13	Br. Chrome Trim accessory for Eagle Large
REEMTRIM-13	Br. Chrome Trim accessory for Eagle Medium
REESTRIM-03	Chrome Trim accessory for Eagle Small
REESTRIM-13	Br. Chrome Trim accessory for Eagle Small


CODE (Options)	DESCRIPTION	PRICE
E	Emergency	+ €110.00
STE	Self Test Emergency	+ €155.00
SEN	MW Sensor	+ €80.00
DD,AD,SWD	Dali,1-10v,Switch Dim	+ €90.00
3SD	3 Step Dimming	+ €90.00
PCELL	Photocell	+ €75.00

EMERGENCY
REEL02440E-01

Total Emergency
Light Output (lm)
260



Scan here for more product information and options



SURFACE FITTINGS

PORTAL LED

CONSTRUCTION:

- Polycarbonate base and opal diffuser
- Cold rolled steel mounting bracket
- Aluminium LED plate

FEATURES & BENEFITS:

- Available in standard, emergency, sensor, and emergency + sensor versions
- Equipped with CCT switch allowing selection between 3000K, 4000K and 6500K
- Easy wiring through the double cable entries with added silicon grommets
- 4-way, twin push-in connector block for easy loop-in/ loop-out accessible via trap door in the base of the fitting
- Slim profile of 60mm height
- Sensor versions: Dip switches located on back of fitting to control: Detection area, hold time, lux setting, stand by time and stand by dimming level



DIMENSIONS (mm)	Height/Depth	Diameter
RP010CCT3-01	60	300
RP010CCT3E-01	60	300
RP010CCT3S-01	60	300
RP010CCT3ES-01	60	300
RP018CCT3-01	60	300
RP018CCT3E-01	60	300
RP018CCT3S-01	60	300
RP018CCT3ES-01	60	300

EMERGENCY

RP018CCT3E-01	230
RP018CCT3ES-01	230

Total Emergency Light Output (lm)

230
230



Scan here for more product information and options

SURFACE FITTINGS

PORTAL LED

PRODUCT	RP010CCT3-01	RP010CCT3E-01	RP010CCT3S-01
Total Power (W):	9.1 8.9 9.1	9.7 9.4 9.7	10.7 10.5 10.7
Total Light Output (lm):	980 1060 1050	1010 1100 1090	890 970 960
Efficacy (lm/cctW):	108 120 116	105 117 1113	83 92 90
CCT (K)	3000 4000 6500	3000 4000 6500	3000 4000 6500
CCT Selectable:	Selectable	Selectable	Selectable
CRI:	80	80	80
Operating Temperature (°C):	-20+40	0+40	-20+40
Pre-Built Emergency:	No	No	No
Weight (kg)	0.84	0.97	0.87
Carton Qty:	5	5	5
Trade:	€50.00	€108.55	€102.85

PRODUCT	RP010CCT3ES-01	RP018CCT3-01	RP018CCT3E-01
Total Power (W):	11.1 10.9 11.1	17.2 16.6 17.3	18.1 17.4 18.0
Total Light Output (lm):	910 990 970	1780 1980 1880	1800 2000 1890
Efficacy (lm/cctW):	82 91 88	104 119 109	100 115 105
CCT (K)	3000 4000 6500	3000 4000 6500	3000 4000 6500
CCT Selectable:	Selectable	Selectable	Selectable
CRI:	80	80	80
Operating Temperature (°C):	-0+40	-20+40	0+40
Pre-Built Emergency:	No	No	Yes
Weight (kg)	1	0.84	0.97
Carton Qty:	5	5	5
Trade:	€154.30	€70.20	€140.40

PRODUCT	RP018CCT3S-01	RP018CCT3ES-01
Total Power (W):	19.5 18.7 19.4	19.5 18.6 19.2
Total Light Output (lm):	1710 1870 1760	1710 1870 1770
Efficacy (lm/cctW):	88 100 91	88 100 92
CCT (K)	3000 4000 6500	3000 4000 6500
CCT Selectable:	Selectable	Selectable
CRI:	80	80
Operating Temperature (°C):	-20+40	0+40
Pre-Built Emergency:	No	Yes
Weight (kg)	0.87	1
Carton Qty:	5	5
Trade:	€135.75	€210.60

SURFACE FITTINGS

ROCCO LED



NEW
for 2023



CONSTRUCTION:

- Die cast aluminium housing providing optimal heat dissipation and high resistance to weather conditions
- Polycarbonate opal diffuser
- High impact rating of IK10
- Stainless steel screws

5 YRS	50000 HRS	125 LmW	IK 10	IP 65	OP 220/240	110°	4000	III
WARRANTY	RATED HOURS	LUMENS PER W	IK RATING	IP RATING	OPERATING VOLTAGE	BEAM ANGLE	CCT	SAFETY CLASS

FEATURES & BENEFITS:

- Suitable for wall and ceiling mounting in indoor and outdoor parking areas, tunnels, walkways, building entrances, loading bays, fire assembly points
- Eyelid trim (RROEY-04) and plug-in emergency pack (R16EMPK-PSU) available as accessories
- Very high efficiency exceeding 125lm/W
- Wide operating ambient temperature range of -25°C to 45°C

PRODUCT

RR01840-04

Total Power (W):	18.4
Total Light Output (lm):	2300
Efficacy (lm/cctW):	125
CCT (K)	4000
CCT Selectable:	No
CRI:	80
Operating Temperature (°C):	-25+45
Pre-Built Emergency:	No
Weight (kg)	2.45
Carton Qty:	4
Trade:	€209.90

DIMENSIONS (mm)	Height/Depth	Diameter
RR01840-04	110	350

ACCESSORIES

R16EMPK-PSU	1.6W Plug In Emergency Pack with LiFePO4 battery
RROEY-04	Black Eyelid trim for ROCCO
RROSCREW	ROCCO LED Die Cast Surface Mount Anti Tamper Screws

CODE (Options)	DESCRIPTION	PRICE
E	Emergency	+ €110.00
STE	Self Test Emergency	+ €155.00
SEN	MW Sensor	+ €80.00
3SD	3 Step Dimming	+ €90.00
DD,AD,SWD	Dali,1-10v,Switch Dim	+ €90.00
DAE	Dali Addressable Emergency	+ €135.00



Scan here for more product information and options

ROCCO LED



SURFACE FITTINGS

COMPACT LED

ROUND

CONSTRUCTION:

- High impact (IK08) IP65 rated polycarbonate construction
- Prismatic diffuser



3 ^{YRS}	50000 HRS	78-89 LmW	IK 08	IP 65	OP 220 240	110°	4000	
WARRANTY	RATED HOURS	LUMENS PER W	IK RATING	IP RATING	OPERATING VOLTAGE	BEAM ANGLE	CCT	SAFETY CLASS

FEATURES & BENEFITS:

- High efficiency Pro-diffuser allows maximum light transmission, provides low glare, creates even light distribution
- Utilises high quality long life SMD technology
- High efficacy of 89lm/W
- Wide operating ambient temperature range of -20°C to +35°C
- Suitable for switching by PIR, Microwave or Photocell

PRODUCT	RC100LEDN-01	RC100LEDNE-01
Total Power (W):	11.4	12.5
Total Light Output (lm):	1020	980
Efficacy (lm/cctW):	89	78
CCT (K)	4000	4000
CCT Selectable:	No	No
CRI:	80	80
Operating Temperature (°C):	-20+35	-10+35
Pre-Built Emergency:	No	Yes
Weight (kg)	1	1.3
Carton Qty:	8	8
Trade:	€93.30	€168.00

DIMENSIONS (mm)	Height/Depth	Diameter
RC100LEDN-01	87	284
RC100LEDNE-01	87	284

CODE (Options)	DESCRIPTION	PRICE
E	Emergency	+ €110.00
STE	Self Test Emergency	+ €155.00
SEN	MW Sensor	+ €80.00
DD,AD,SWD	Dali,1-10v,Switch Dim	+ €90.00
3SD	3 Step Dimming	+ €90.00
PCELL	Photocell	+ €75.00

EMERGENCY
RC100LEDNE-01

Total Emergency
Light Output (lm)
150



Scan here for more product information and options

SURFACE FITTINGS

COMPACT LED SQUARE



3 YRS ✓	30000 HRS	97 LmW	IK 08	IP 65	OP 220 240	120°	4000	II
WARRANTY	RATED HOURS	LUMENS PER W	IK RATING	IP RATING	OPERATING VOLTAGE	BEAM ANGLE	CCT	SAFETY CLASS

PRODUCT

RC100LEDSQ-01

Total Power (W):	10
Total Light Output (lm):	970
Efficacy (lm/cctW):	97
CCT (K)	4000
CCT Selectable:	No
CRI:	80
Operating Temperature (°C):	-20+35
Pre-Built Emergency:	No
Weight (kg)	0.7
Carton Qty:	8
Trade:	€85.40

DIMENSIONS (mm)	Length	Height/Depth	Width
RC100LEDSQ-01	253	85	253

CODE (Options)	DESCRIPTION	PRICE
E	Emergency	+ €110.00
STE	Self Test Emergency	+ €155.00
SEN	MW Sensor	+ €80.00
DD,AD,SWD	Dali,1-10v,Switch Dim	+ €90.00
3SD	3 Step Dimming	+ €90.00
PCELL	Photocell	+ €75.00

CONSTRUCTION:

- High impact (IK08) IP65 rated polycarbonate construction
- Opal diffuser

FEATURES & BENEFITS:

- Opal polycarbonate diffuser provides low glare and creates an even light distribution without hotspots
- Cool light colour provides clear visibility with high CRI for security lighting
- Strong and durable protection against vandalism with long service life
- Can be switched by microwave, PIR, Microwave or Photocell



Scan here for more product information and options

OYSTER LED

SURFACE FITTINGS OYSTER LED



3^{YRS} ✓	30000 HRS	65 LmW	IP 44	OP 220 240	A 120°	4000	
WARRANTY	RATED HOURS	LUMENS PER W	IP RATING	OPERATING VOLTAGE	BEAM ANGLE	CCT	SAFETY CLASS

PRODUCT

R24WLED40EU-01

Total Power (W):	26.2
Total Light Output (lm):	1710
Efficacy (lm/cctW):	65
CCT (K)	4000
CCT Selectable:	No
CRI:	80
Operating Temperature (°C):	-20+40
Pre-Built Emergency:	No
Weight (kg)	0.94
Carton Qty:	6
Trade:	€149.30

DIMENSIONS (mm)	Height/Depth	Diameter
R24WLED40EU-01	105	395

CODE (Options)	DESCRIPTION	PRICE
E	Emergency	+ €110.00
STE	Self Test Emergency	+ €155.00
SEN	MW Sensor	+ €80.00
DD,AD,SWD	Dali,1-10v,Switch Dim	+ €90.00
3SD	3 Step Dimming	+ €90.00
NL	Night Light	+ €46.00

CONSTRUCTION:


- Powder coated aluminium
- Twist and lock PMMA opal diffuser
- Aluminium/FR-4 laminate PCB

FEATURES & BENEFITS:

- Strong and durable construction provides long service life
- Diffuser allows maximum light output and provides low glare
- Compared to compact fluorescent:
- Energy savings of over 50% providing paybacks of <12 months
- No maintenance cost for replacement lamps
- Suitable for use 24/7
- Suitable for external PIR, microwave or photocell switching



Scan here for more product information and options



OUTDOOR

270

REMY LED FLOOD LIGHT

274

HILUME LED FLOOD LIGHT

278

OHIO LED BULKHEAD

280

SOL SOLAR LED WALL LIGHT

282

ORB LED CCT3 SURFACE
FITTING

284

WHITESTAR LED BULKHEAD

286

TOGA LED BULKHEAD

287

TRALEE LED WALL LIGHT

288

TWILIGHT LED WALL LIGHT

290

APEX LED WALL & SPIKE LIGHT

292

ECLIPSE LED WALL LIGHT

293

BEACON LED BOLLARD

294

ORIENT LED BOLLARD

296

VITA CIRCULAR LED KIT

298

EWOK LED GROUND LIGHTS

299

ASYMMETRIC LED GROUND
LIGHT

300

TIBO LED BRICK LIGHT

302

GARDEN SPIKES AND SPOT
LIGHTS

OUTDOOR REMY LED FLOOD LIGHT



CONSTRUCTION:

- Moulded polycarbonate bezel
- Tempered glass frosted diffuser
- Die cast aluminium body (10W is all polycarbonate)
- Galvanised mounting bracket
- Stainless steel external fixings

FEATURES & BENEFITS:

- Pre-drilled, angled mounting bracket for fast and simple installation
- No warm up or cool down period required by LED
- Suitable for switching by external PIR, Microwave or Photocell
- Manual override function on PIR
- 600mm arm accessory for use with 10W, 20W and 30W allows projected illumination for signage and other display purposes
- Available in Black & White

WARRANTY	RATED HOURS	LUMENS PER W	IK RATING	IP RATING	OPERATING VOLTAGE	BEAM ANGLE	CCT	TILT ANGLE	SAFETY CLASS	SAFETY CLASS

DIMENSIONS (mm)

	Length	Height/Depth	Width
RRE1030-04	150	73	148
RRE1040-04	150	73	148
RRE1040-01	150	73	148
RRE1030P-04	200	90	148
RRE1040P-04	200	90	148
RRE1040P-01	200	90	148
RRE2030-04	150	73	148
RRE2040-04	150	73	148
RRE2040-01	150	73	148
RRE2040P-04	200	90	148
RRE2040P-01	200	90	148
RRE3030-04	170	85	173
RRE3040-04	170	85	173
RRE3040-01	170	85	173
RRE3040P-04	233	96	173
RRE3040P-01	233	96	173
RRE5030-04	220	85	225
RRE5040-04	220	85	225
RRE5040-01	220	85	225

ACCESSORIES

R10FSA-01	LED floodlight signage arm, for use with REMY LED floods, White
R10FSA-04	LED floodlight signage arm, for use with REMY LED floods, Black
RMCSPIKE-04	Plastic spike, black. For use with Remy up to 30w, Micro Activate up to 20w



Scan here for more product information and options

OUTDOOR REMY LED FLOOD LIGHT

PRODUCT	RRE1030-04	RRE1040-04	RRE1040-01	RRE1030P-04
Total Power (W):	9.7	9.6	9.6	9.7
Total Light Output (lm):	800	880	880	800
Efficacy (lm/cctW):	82	92	92	82
CCT (K)	3000	4000	4000	3000
CCT Selectable:	No	No	No	No
CRI:	80	80	80	80
Operating Temperature (°C):	-20+40	-20+40	-20+40	-20+40
Pre-Built Emergency:	No	No	No	No
Weight (kg)	0.49	0.49	0.49	0.6
Carton Qty:	12	12	12	12
Trade:	€29.30	€29.30	€29.30	€55.20

PRODUCT	RRE1040P-04	RRE1040P-01	RRE2030-04	RRE2040-04
Total Power (W):	9.6	9.6	19.7	19.6
Total Light Output (lm):	880	880	1550	1730
Efficacy (lm/cctW):	92	92	79	90
CCT (K)	4000	4000	3000	4000
CCT Selectable:	No	No	No	No
CRI:	80	80	80	80
Operating Temperature (°C):	-20+40	-20+40	-20+40	-20+40
Pre-Built Emergency:	No	No	No	No
Weight (kg)	0.6	0.6	0.63	0.63
Carton Qty:	12	12	12	12
Trade:	€55.20	€55.20	€48.70	€48.70

PRODUCT	RRE2040-01	RRE2040P-04	RRE2040P-01	RRE3030-04
Total Power (W):	19.3	19.6	19.3	28.9
Total Light Output (lm):	1730	1730	1730	2530
Efficacy (lm/cctW):	90	90	90	87
CCT (K)	4000	4000	4000	3000
CCT Selectable:	No	No	No	No
CRI:	80	80	80	80
Operating Temperature (°C):	-20+40	-20+40	-20+40	-20+40
Pre-Built Emergency:	No	No	No	No
Weight (kg)	0.63	0.74	0.74	0.825
Carton Qty:	12	12	12	12
Trade:	€48.70	€81.20	€81.20	€77.90

OUTDOOR REMY LED FLOOD LIGHT

PRODUCT	RRE3040-04	RRE3040-01	RRE3040P-04	RRE3040P-01
Total Power (W):	28.7	28.7	28.7	28.7
Total Light Output (lm):	2750	2750	2750	2750
Efficacy (lm/cctW):	96	96	96	96
CCT (K)	4000	4000	4000	4000
CCT Selectable:	No	No	No	No
CRI:	80	80	80	80
Operating Temperature (°C):	-20+40	-20+40	-20+40	-20+40
Pre-Built Emergency:	No	No	No	No
Weight (kg)	0.83	0.83	0.9	0.9
Carton Qty:	6	12	12	12
Trade:	€77.90	€77.90	€103.90	€103.90

PRODUCT	RRE5030-04	RRE5040-04	RRE5040-01
Total Power (W):	46.6	46.7	46.7
Total Light Output (lm):	4020	4670	4670
Efficacy (lm/cctW):	86	100	100
CCT (K)	3000	4000	4000
CCT Selectable:	No	No	No
CRI:	80	80	80
Operating Temperature (°C):	-20+40	-20+40	-20+40
Pre-Built Emergency:	No	No	No
Weight (kg)	1.1	1.1	1.1
Carton Qty:	8	8	8
Trade:	€113.60	€113.60	€113.60



Scan here for more
product information
and options

**REMY LED
FLOOD LIGHT**



OUTDOOR HILUME LED FLOOD LIGHT

CONSTRUCTION:

- Black powder coated die cast aluminium body and polycarbonate bezel
- Tempered glass frosted diffuser
- Galvanised mounting bracket
- Stainless steel external fixings

FEATURES & BENEFITS:

- Die cast aluminium housing providing optimal heat dissipation and high resistance to weather conditions
- Complete with stainless steel screws
- Prewired with 1m of rubber flex
- A tempered glass frosted diffuser is used to provide an anti-vandal, low glare uniform light coverage of the area
- Pre-drilled angled mounting bracket with 180° adjustable angle
- Suitable for switching by PIR, Microwave or Photocell
- Available in Black & White



WARRANTY	RATED HOURS	LUMENS PER W	IK RATING	IP RATING	OPERATING VOLTAGE	BEAM ANGLE	CCT	TILT ANGLE	SAFETY CLASS

DIMENSIONS (mm)

	Length	Height/Depth	Width
RHL1030-04	114	62	114
RHL1040-04	114	62	114
RHL1040-01	114	62	114
RHL1030P-04	114	81	166
RHL1040P-04	114	81	166
RHL1040P-01	114	81	166
RHL2030-04	129	63	121
RHL2040-04	129	63	121
RHL2040-01	129	63	121
RHL2030P-04	129	82	175
RHL2040P-04	129	82	175
RHL2040P-01	129	82	175
RHL3030-04	144	63	132
RHL3040-04	144	63	132
RHL3040-01	144	63	132
RHL3030P-04	144	82	190
RHL3040P-04	190	82	144
RHL3040P-01	190	82	144
RHL5030-04	165	63	184
RHL5040-04	165	63	184
RHL5040-01	165	63	184
RHL5030P-04	224	82	184
RHL5040P-04	224	82	184
RHL5040P-01	224	82	184
RHL10030-04	285	63	283
RHL10040-04	285	63	283
RHL10040-01	285	63	283

ACCESSORIES

R10FSA-01	LED floodlight signage arm, for use with REMY LED floods, White
R10FSA-04	LED floodlight signage arm, for use with REMY LED floods, Black
RMCSPIKE-04	Plastic spike, black. For use with Remy up to 30w, Micro Activate up to 20w



Scan here for more product information and options

OUTDOOR HILUME LED FLOOD LIGHT

PRODUCT	RHL1030-04	RHL1040-04	RHL1040-01	RHL1030P-04
Total Power (W):	11.1	10.6	10.6	11.1
Total Light Output (lm):	960	980	980	960
Efficacy (lm/cctW):	87	93	93	87
CCT (K)	3000	4000	4000	3000
CCT Selectable:	No	No	No	No
CRI:	80	80	80	80
Operating Temperature (°C):	-20+40	-20+40	-20+40	-20+40
Pre-Built Emergency:	No	No	No	No
Weight (kg)	0.34	0.34	0.34	0.4
Carton Qty:	12	12	12	12
Trade:	€17.80	€17.80	€17.80	€40.10

PRODUCT	RHL1040P-04	RHL1040P-01	RHL2030-04	RHL2040-04
Total Power (W):	10.6	10.6	20.4	19.7
Total Light Output (lm):	980	980	1640	1730
Efficacy (lm/cctW):	93	93	80	88
CCT (K)	4000	4000	3000	4000
CCT Selectable:	No	No	No	No
CRI:	80	80	80	80
Operating Temperature (°C):	-20+40	-20+40	-20+40	-20+40
Pre-Built Emergency:	No	No	No	No
Weight (kg)	0.4	0.4	0.4	0.4
Carton Qty:	12	12	12	12
Trade:	€40.10	€40.10	€26.70	€26.70

PRODUCT	RHL2040-01	RHL2030P-04	RHL2040P-04	RHL2040P-01
Total Power (W):	19.7	20.4	19.7	19.7
Total Light Output (lm):	1730	1640	1730	1730
Efficacy (lm/cctW):	88	80	88	88
CCT (K)	4000	3000	4000	4000
CCT Selectable:	No	No	No	No
CRI:	80	80	80	80
Operating Temperature (°C):	-20+40	-20+40	-20+40	-20+40
Pre-Built Emergency:	No	No	No	No
Weight (kg)	0.4	0.45	0.45	0.45
Carton Qty:	12	12	12	12
Trade:	€26.70	€48.10	€48.10	€48.10

OUTDOOR HILUME LED FLOOD LIGHT

PRODUCT	RHL3030-04	RHL3040-04	RHL3040-01	RHL3030P-04
Total Power (W):	28.2	28	28	28.2
Total Light Output (lm):	2110	2190	2190	2110
Efficacy (lm/cctW):	75	78	78	75
CCT (K)	3000	4000	4000	3000
CCT Selectable:	No	No	No	No
CRI:	80	80	80	80
Operating Temperature (°C):	-20+40	-20+40	-20+40	-20+40
Pre-Built Emergency:	No	No	No	No
Weight (kg)	0.48	0.48	0.48	0.55
Carton Qty:	12	12	12	12
Trade:	€39.20	€39.20	€39.20	€61.40

PRODUCT	RHL3040P-04	RHL3040P-01	RHL5030-04	RHL5040-04
Total Power (W):	28	28	47.3	48.3
Total Light Output (lm):	2190	2190	3560	3900
Efficacy (lm/cctW):	78	78	75	81
CCT (K)	4000	4000	3000	4000
CCT Selectable:	No	No	No	No
CRI:	80	80	80	80
Operating Temperature (°C):	-20+40	-20+40	-20+40	-20+40
Pre-Built Emergency:	No	No	No	No
Weight (kg)	0.55	0.55	0.75	0.75
Carton Qty:	12	12	8	8
Trade:	€61.40	€61.40	€57.00	€57.00



Scan here for more
product information
and options

OUTDOOR HILUME LED FLOOD LIGHT

PRODUCT	RHL5040-01	RHL5030P-04	RHL5040P-04	RHL5040P-01
Total Power (W):	48.3	47.3	48.3	48.3
Total Light Output (lm):	3900	3560	3900	3900
Efficacy (lm/cctW):	81	75	81	81
CCT (K)	4000	3000	4000	4000
CCT Selectable:	No	No	No	No
CRI:	80	80	80	80
Operating Temperature (°C):	-20+40	-20+40	-20+40	-20+40
Pre-Built Emergency:	No	No	No	No
Weight (kg)	0.75	0.82	0.82	0.82
Carton Qty:	8	8	8	8
Trade:	€57.00	€78.30	€78.30	€78.30

PRODUCT	RHL10030-04	RHL10040-04	RHL10040-01
Total Power (W):	93.4	94.6	94.6
Total Light Output (lm):	7070	7440	7440
Efficacy (lm/cctW):	76	79	79
CCT (K)	3000	4000	4000
CCT Selectable:	No	No	No
CRI:	80	80	80
Operating Temperature (°C):	-20+40	-20+40	-20+40
Pre-Built Emergency:	No	No	No
Weight (kg)	1.67	1.67	1.67
Carton Qty:	5	5	5
Trade:	€104.10	€104.10	€104.10

OUTDOOR OHIO LED BULKHEAD

NEW
for 2023

CCT
selectable



CONSTRUCTION:

- Polycarbonate base and opal diffuser
- Integral rubber seal between mating surfaces
- Positive 4 screw diffuser to base fixing
- Class 2 fitting

FEATURES & BENEFITS:

- Circular or oval modern design using UV stabilised material
- Male/female connector between base mounted driver and diffuser mounted LED tray
- Complete with white and black trims
- LED replacement for 60W & 100W incandescent fittings
- UV stabilized
- Wide operating ambient temperature range of -20°C to +40°C

3 YRS ✓	30000 HRS	71-115 LmW	IK 08 🔨	IP 54	OP 220 240	A 120°	3000 4000 5700 6500	S 2
WARRANTY	RATED HOURS	LUMENS PER W	IK RATING	IP RATING	OPERATING VOLTAGE	BEAM ANGLE	CCT	SAFETY CLASS

DIMENSIONS (mm)	Length	Height/Depth	Diameter	Width
RHC0830-01	NA	55	176	NA
RHC1230-01	NA	55	211	NA
RHC1240-01	NA	55	211	NA
RHC12CCT3P-01	NA	60	211	NA
RHC18CCT3-01	NA	60	211	NA
RHV18CCT3-01	NA	60	211	NA
RHV0830-01	200	55	NA	100
RHV1230-01	230	55	NA	105
RHV1240-01	230	55	NA	105
RHV12CCT3P-01	230	60	NA	105



Scan here for more product information and options

OUTDOOR OHIO LED BULKHEAD

PRODUCT	RHC0830-01	RHC1230-01	RHC1240-01	RHC12CCT3P-01
Total Power (W):	8.8	11.7	12.1	12.1 11.6 12.1
Total Light Output (lm):	640	910	950	1070 1220 1190
Efficacy (lm/cctW):	73	78	79	89 105 99
CCT (K)	3000	3000	4000	3000 4000 5700
CCT Selectable:	No	No	No	Selectable
CRI:	80	80	80	80
Operating Temperature (°C):	-20+40	-20+40	-20+40	-20+40
Pre-Built Emergency:	No	No	No	No
Weight (kg)	0.31	0.41	0.41	0.51
Carton Qty:	20	20	20	20
Trade:	€33.30	€36.70	€36.70	€60.00

PRODUCT	RHC18CCT3-01	RHV18CCT3-01	RHV0830-01	RHV1230-01
Total Power (W):	17.8 16.9 17.9	17.3 16.4 17.4	8.8	12
Total Light Output (lm):	1430 1680 1570	1440 1710 1620	660	860
Efficacy (lm/cctW):	80 99 87	80 95 90	75	71
CCT (K)	3000 4000 6500	3000 4000 6500	3000	3000
CCT Selectable:	Selectable	Selectable	No	No
CRI:	80	80	80	80
Operating Temperature (°C):	-20+40	-20+40	-20+40	-20+40
Pre-Built Emergency:	No	No	No	No
Weight (kg)	0.45	0.45	0.27	0.31
Carton Qty:	20	20	20	20
Trade:	€45.50	€45.45	€33.30	€36.70

PRODUCT	RHV1240-01	RHV12CCT3P-01
Total Power (W):	12	11.3 11.0 11.4
Total Light Output (lm):	930	1090 1250 1210
Efficacy (lm/cctW):	77	97 115 107
CCT (K)	4000	3000 4000 5700
CCT Selectable:	No	Selectable
CRI:	80	80
Operating Temperature (°C):	-20+40	-20+40
Pre-Built Emergency:	No	No
Weight (kg)	0.31	0.345
Carton Qty:	20	20
Trade:	€36.70	€60.00

OUTDOOR SOL SOLAR LED WALL LIGHT

CONSTRUCTION:

- ABS, UV-stabilised housing with polycarbonate diffuser with stainless steel screws



FEATURES & BENEFITS:

- Suitable for use in outdoor common areas, gardens, hotels, pubs and restaurants
- Solar powered LED wall light, no need for mains power
- Wide operating ambient temperature range of 0°C to +40°C
- Two operation modes
- Movement detection range of 6m when installed at a height of 3m
- 1 year battery warranty



DIMENSIONS (mm)

	Length	Height/Depth	Width
RS0240P-01	145	79	96
RS0240P-04	145	79	96
RS0340P-01	212	109	140
RS0340P-04	212	109	140
RS0740P-01	270	109	221
RS0740P-04	270	109	221



Scan here for more product information and options

OUTDOOR SOL SOLAR LED WALL LIGHT

PRODUCT	RS0240P-01	RS0240P-04	RS0340P-01
Total Power (W):	1.5	1.5	3.2
Total Light Output (lm):	170	170	510
Efficacy (lm/cctW):	NA	NA	NA
CCT (K)	4000	4000	4000
CCT Selectable:	No	No	No
CRI:	80	80	80
Operating Temperature (°C):	0+40	0+40	0+40
Pre-Built Emergency:	No	No	No
Weight (kg)	0.21	0.21	0.43
Carton Qty:	20	20	12
Trade:	€30.10	€30.10	€56.20

PRODUCT	RS0340P-04	RS0740P-01	RS0740P-04
Total Power (W):	3.2	6.8	6.8
Total Light Output (lm):	510	980	980
Efficacy (lm/cctW):	NA	NA	NA
CCT (K)	4000	4000	4000
CCT Selectable:	No	No	No
CRI:	80	80	80
Operating Temperature (°C):	0+40	0+40	0+40
Pre-Built Emergency:	No	No	No
Weight (kg)	0.43	0.79	0.79
Carton Qty:	12	8	8
Trade:	€56.20	€103.80	€103.80

OUTDOOR ORB LED CCT3 SURFACE FITTING

CONSTRUCTION:

- High impact resistant polycarbonate housing providing an Impact Rating of IK10
- Hinged gear tray

FEATURES & BENEFITS:

- Optional trim accessories available - plain and eyelid in white, black and grey
- Colour temperature selectable between 3000K, 4000K and 6500K
- Slim profile with a height of only 60mm
- Sensor's maximum LED load of 90W allows control of up to 5 fittings
- Emergency version has a LiFePO4 battery
- Wide operating ambient temperature range of -20°C to +40°C
- Suitable for switching by PIR, Microwave or Photocell



DIMENSIONS (mm)	Height/Depth	Diameter
RRB14CCT3-01	60	285
RRB14CCT3E-01	60	285
RRB14CCT3S-01	60	285

ACCESSORIES


RRBSCREW	ORB LED Surface Mount Anti Tamper Screws
RRBTRIMEY-01	ORB 14W LED Surface Mount Trim Eyelid White
RRBTRIMEY-04	ORB 14W LED Surface Mount Trim Eyelid Black
RRBTRIMEY-24	ORB 14W LED Surface Mount Trim Eyelid Grey
RRBTRIMP-01	ORB 14W LED Surface Mount Trim Plain White
RRBTRIMP-04	ORB 14W LED Surface Mount Trim Plain Black
RRBTRIMP-24	ORB 14W LED Surface Mount Trim Plain Grey

EMERGENCY

RRB14CCT3E-01

Total Emergency
Light Output (lm)

160/160/160



Scan here for more product information and options

OUTDOOR ORB LED CCT3 SURFACE FITTING

PRODUCT	RRB14CCT3-01	RRB14CCT3E-01
Total Power (W):	13.9 13.3 13.6	14.2 13.8 14.0
Total Light Output (lm):	1230 1340 1270	1140 1250 1180
Efficacy (lm/cctW):	89 101 94	80 90 84
CCT (K)	3000 4000 6500	3000 4000 6500
CCT Selectable:	Selectable	Selectable
CRI:	80	80
Operating Temperature (°C):	-20+40	0+40
Pre-Built Emergency:	No	Yes
Weight (kg)	0.82	0.97
Carton Qty:	8	8
Trade:	€78.30	€153.10

PRODUCT	RRB14CCT3S-01
Total Power (W):	13.9 13.3 13.6
Total Light Output (lm):	1230 1340 1270
Efficacy (lm/cctW):	89 101 94
CCT (K)	3000 4000 6500
CCT Selectable:	Selectable
CRI:	80
Operating Temperature (°C):	-20+40
Pre-Built Emergency:	No
Weight (kg)	0.87
Carton Qty:	8
Trade:	€132.70

CODE (Options)	DESCRIPTION	PRICE
SEN	Sensor	+ €50.00
PCELL	Photocell	+ €75.00

OUTDOOR WHITESTAR LED BULKHEAD

CONSTRUCTION:

- ABS UV-stabilised housing with polycarbonate diffuser
- Stainless steel screws



FEATURES & BENEFITS:

- Complete with ceramic E27 lamp holder
- Can be used with energy saving LED & CFL lamps and max 60W incandescent
- Wide operating ambient temperature range of -20°C to +40°C
- PIR version: Has an all-round detection of 120°. Has an adjustable time delay (10secs – 4mins) and sensitivity 12m
- Photocell version: Switches light on automatically at dusk and remains on until daybreak. Comes on at 20 lux, goes off at 50 lux

2 YRS	20000 HRS	IP 44	OP 220 240	
WARRANTY	RATED HOURS	IP RATING	OPERATING VOLTAGE	SAFETY CLASS

DIMENSIONS (mm)	Length	Height/Depth	Width
R60BHPC-01	115	265	115
R60BHPC-04	115	265	115
R60BHPIR-01	115	275	115
R60BHPIR-04	115	275	115



Scan here for more product information and options

OUTDOOR WHITESTAR LED BULKHEAD

PRODUCT	R60BHPC-01	R60BHPC-04
Total Power (W):	60	60
Efficacy (lm/cctW):	NA	NA
Cap Type	E27	E27
Operating Temperature (°C):	-20+40	-20+40
Pre-Built Emergency:	No	No
Weight (kg)	0.53	0.53
Carton Qty:	16	16
Trade:	€57.40	€57.40

PRODUCT	R60BHPIR-01	R60BHPIR-04
Total Power (W):	60	60
Efficacy (lm/cctW):	NA	NA
Cap Type	E27	E27
Operating Temperature (°C):	-20+40	-20+40
Pre-Built Emergency:	No	No
Weight (kg)	0.62	0.62
Carton Qty:	16	16
Trade:	€57.40	€57.40

OUTDOOR TOGA LED BULKHEAD

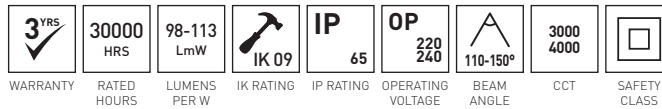


CONSTRUCTION:

- Polycarbonate Housing
- Polycarbonate Diffuser
- FR-4 PCB Material

FEATURES & BENEFITS:

- Standard and emergency versions
- Strong and durable polycarbonate housing and prismatic outer diffuser
- Polycarbonate Opal LED diffuser is low glare and provides even, diffused, shadow free light
- Sprung and hinged gear tray
- 200mm gland entry points on back and all 4 sides
- Rear screw mounting points moulded into base



PRODUCT	R4W30LEDBH-01	R4WLEDBH-01
Total Power (W):	4.4	4.5
Total Light Output (lm):	490	440
Efficacy (lm/cctW):	113	98
CCT (K)	3000	4000
CCT Selectable:	No	No
CRI:	80	80
Operating Temperature (°C):	-20+40	-20+40
Pre-Built Emergency:	No	No
Weight (kg)	0.42	0.43
Carton Qty:	12	12
Trade:	€42.60	€49.80

DIMENSIONS (mm)	Length	Height/Depth	Width
R4W30LEDBH-01	353	65.5	110
R4WLEDBH-01	353	65.5	110

CODE (Options)	DESCRIPTION	PRICE
SEN	MW Sensor	+ €80.00
3SD	3 Step Dimming	+ €90.00
PCELL	Photocell	+ €75.00
NL	Nightlight	+ €76.00



Scan here for more product information and options

OUTDOOR TRALEE LED WALL LIGHT



2 YRS ✓	20000 HRS	IP 44	OP 220 240	
WARRANTY	RATED HOURS	IP RATING	OPERATING VOLTAGE	SAFETY CLASS

PRODUCT	R135-13	R235-13
Total Power (W):	35	70
Efficacy (lm/cctW):	NA	NA
Cap Type	GU10	GU10
Operating Temperature (°C):	-20+40	-20+40
Pre-Built Emergency:	No	No
Weight (kg)	0.45	0.75
Carton Qty:	16	4
Trade:	€50.40	€86.10

DIMENSIONS (mm)	Height/Depth	Diameter
R135-13	104	62
R235-13	165	65

CONSTRUCTION:

- 304 stainless steel
- Corrosion resistant

FEATURES & BENEFITS:

- Suitable for use with halogen and selected LED and CFL lamps
- 304 stainless steel
- Corrosion resistant
- Complete with ceramic GU10 lamp holders
- IP44 sealing, for indoor & outdoor use
- Power consumption based on 35W halogen lamps



Scan here for more product information and options

OUTDOOR TWILIGHT LED WALL LIGHT



CONSTRUCTION:

- ABS, weather resistant housing
- Clip-on cover with no exposed screws

FEATURES & BENEFITS:

- LED replacement for 10W & 30W halogen
- Low energy consumption, high lumen output
- Weatherproof ABS housing
- Slim design surface mounted wall light, no cut holes required in the wall
- IP65 ideal for outdoor, lighting pathways
- High Impact rating of IK07
- Wide operating ambient temperature range of -20°C to +40°C

WARRANTY	RATED HOURS	LUMENS PER W	IK RATING	IP RATING	OPERATING VOLTAGE	BEAM ANGLE	CCT	SAFETY CLASS

DIMENSIONS (mm)	Length	Height/Depth	Diameter	Width
RTW0130RG-24	200	27	NA	80
RTW0130SQ-24	125	27	NA	125
RTW0230C-24	NA	27	150	NA
RTW0230RGL-24	80	27	NA	230
RTW0330C-24	NA	27	150	NA
RTW0330RG-24	80	27	NA	230
RTW0330SQ-24	125	27	NA	125



Scan here for more product information and options

OUTDOOR TWILIGHT LED WALL LIGHT

PRODUCT	RTW0130RG-24	RTW0130SQ-24	RTW0230C-24	RTW0230RGL-24
Total Power (W):	1.2	1.5	1.8	1.7
Total Light Output (lm):	30	60	80	80
Efficacy (lm/cctW):	32	46	47	48
CCT (K)	3000	3000	3000	3000
CCT Selectable:	No	No	No	No
CRI:	80	80	80	80
Operating Temperature (°C):	-20+40	-20+40	-20+40	-20+40
Pre-Built Emergency:	No	No	No	No
Weight (kg)	0.17	0.18	0.185	0.22
Carton Qty:	20	20	20	20
Trade:	€44.50	€44.50	€44.50	€49.80

PRODUCT	RTW0330C-24	RTW0330RG-24	RTW0330SQ-24
Total Power (W):	3.8	3.7	3.7
Total Light Output (lm):	310	290	260
Efficacy (lm/cctW):	84	80	70
CCT (K)	3000	3000	3000
CCT Selectable:	No	No	No
CRI:	80	80	80
Operating Temperature (°C):	-20+40	-20+40	-20+40
Pre-Built Emergency:	No	No	No
Weight (kg)	0.21	0.23	0.2
Carton Qty:	20	20	20
Trade:	€49.80	€64.00	€64.00

OUTDOOR APEX LED WALL & SPIKE LIGHT

CONSTRUCTION:

- Body manufactured from die cast aluminium with allen head type bezel machine screws and polycarbonate diffuser
- Finished with a dark grey electrophoresis powder coating

FEATURES & BENEFITS:

- Powder coated using electrophoresis process for high corrosion resistance
- Head adjustable angle of 90°
- Complete with stainless steel screws
- Pre-wired with 1m rubber flex
- Wide operating ambient temperature range of -20°C to +40°C
- Suitable for switching by external PIR, Microwave or Photocell



3 YRS WARRANTY	30000 HRHS RATED HOURS	35-40 LmW LUMENS PER W	IP 65 IP RATING	OP 100 240 OPERATING VOLTAGE	A 25° BEAM ANGLE	3000 4000 CCT	90° TILT ANGLE	III SAFETY CLASS
--------------------------	-------------------------------------	-------------------------------------	---------------------------	--	----------------------------	-------------------------	--------------------------	----------------------------

PRODUCT	RAX4530-25	RAX4540-25
Total Power (W):	4.5	4.4
Total Light Output (lm):	160	170
Efficacy (lm/cctW):	35	40
CCT (K)	3000	4000
CCT Selectable:	No	No
CRI:	80	80
Operating Temperature (°C):	-20+40	-20 +40
Pre-Built Emergency:	No	No
Weight (kg)	0.47	0.47
Carton Qty:	16	16
Trade:	€89.90	€89.90

DIMENSIONS (mm)	Length	Height/Depth	Width
RAX4530-25	103	100	73
RAX4540-25	100	70	73



Scan here for more product information and options

**APEX LED
WALL LIGHT**



OUTDOOR ECLIPSE LED WALL LIGHT



CONSTRUCTION:

- Die cast aluminium housing with polycarbonate diffuser
- Powder coated using electrophoresis process for high corrosion resistance

FEATURES & BENEFITS:

- LED replacement for 11W CFL wall lights
- Ingress protection to IP54, ideal for installation outdoors or in wet areas and ensures water or dust cannot enter the fitting so provides long life
- Complete with stainless steel screws
- Wide operating ambient temperature range of -20°C to +40°C
- Suitable for switching by external PIR, Microwave or Photocell
- LED replacement for 11W and 18W CFL wall lights

3 YRS ✓	30000 HRS	60 LmW	IP 54	OP 220 240	A 120°	3000	⏚
WARRANTY	RATED HOURS	LUMENS PER W	IP RATING	OPERATING VOLTAGE	BEAM ANGLE	CCT	SAFETY CLASS

PRODUCT	REL0630-25	REL1230-25
Total Power (W):	6	12
Total Light Output (lm):	370	720
Efficacy (lm/cctW):	60	60
CCT (K)	3000	3000
CCT Selectable:	No	No
CRI:	80	80
Operating Temperature (°C):	-20+40	-20+40
Pre-Built Emergency:	No	No
Weight (kg)	0.58	1.1
Carton Qty:	12	8
Trade:	€88.90	€142.20

DIMENSIONS (mm)	Length	Height/Depth	Width
REL0630-25	86	100	160
REL1230-25	129	149	249



Scan here for more product information and options



OUTDOOR BEACON LED BOLLARD

CONSTRUCTION:

- Extruded aluminium base/main body with die cast dome

2 YRS ✓	20000 HRS	IP 44	OP 220 240	
WARRANTY	RATED HOURS	IP RATING	OPERATING VOLTAGE	SAFETY CLASS

PRODUCT	L20065	L200110
Total Power (W):	60	60
Efficacy (lm/cctW):	NA	NA
Cap Type	E27	E27
Operating Temperature (°C):	-20+40	-20+40
Pre-Built Emergency:	No	No
Weight (kg)	1.25	3
Carton Qty:	2	2
Trade:	€145.10	€184.60

DIMENSIONS (mm)	Height/Depth	Diameter
L20065	650	170
L200110	1100	170

FEATURES & BENEFITS:

- Suitable for use with 60W Incandescent or selected LED and CFL lamps
- Complete with ceramic E27 lamp holder
- Base diameter 170mm. Dome and column 150mm
- Complete with stainless steel screws
- Wide operating ambient temperature range of -20°C to +40°C
- Suitable for switching by PIR, Microwave or Photocell



Scan here for more product information and options

OUTDOOR ORIENT LED BOLLARD


CONSTRUCTION:

- Die cast aluminium housing with PMMA diffuser
- High quality powder coating process for high corrosion resistance



FEATURES & BENEFITS:

- LED replacement for 120W linear halogen fittings
- Complete with stainless steel screws
- Very high efficacy of 92lm/W
- Wide operating ambient temperature range of -20°C to +40°C
- Suitable for switching by PIR, Microwave or Photocell sensors



PRODUCT	ROR204063-04	ROR204098-04
Total Power (W):	20.5	20.5
Total Light Output (lm):	1890	1890
Efficacy (lm/cctW):	92	92
CCT (K)	4000	4000
CCT Selectable:	No	No
CRI:	80	80
Operating Temperature (°C):	-25+40	-25+40
Pre-Built Emergency:	No	No
Weight (kg)	4.1	5.5
Carton Qty:	1	1
Trade:	€337.80	€373.40

DIMENSIONS (mm)	Height/Depth	Diameter
ROR204063-04	630	160
ROR204098-04	980	160

CODE (Options)	DESCRIPTION	PRICE
E	Emergency	+ €110.00



Scan here for more product information and options

**ORIENT LED
BOLLARD**



OUTDOOR VITA CIRCULAR LED KIT



CONSTRUCTION:

- Resin formed body with stainless steel trim

FEATURES & BENEFITS:

- Each head has 3 x 0.12W super bright Surface Mount LED's
- LED replacement for halogen decking lights
- Plug & Play kit containing 10 miniature fittings, each with 3 LEDs, 6W IP44 driver, cables and junction box
- Stainless steel cowl and spring clips
- Each fitting prewired with 5m cable
- Wide operating ambient temperature range of -20°C to +40°C

WARRANTY	RATED HOURS	LUMENS PER W	IK RATING	IP RATING	OPERATING VOLTAGE	BEAM ANGLE	CCT	SAFETY CLASS

DIMENSIONS (mm)	Height/Depth	Diameter
R3LED5S-01	25	30
R3LED5S-07	25	30
R3LED10SWW-01	25	30
R3LED10S-01	25	30
R3LED10S-07	25	30



Scan here for more product information and options

OUTDOOR VITA CIRCULAR LED KIT

PRODUCT	R3LED10S-01	R3LED10S-07	R3LED10SWW-01
Total Power (W):	3.6	3.6	4.5
CCT (K)	6500	NA	3000
Operating Temperature (°C):	-20+40	-20+40	-20+40
Pre-Built Emergency:	No	No	No
Weight (kg)	1.75	1.75	1.5
Carton Qty:	6	6	6
Trade:	€197.90	€197.90	€197.90

PRODUCT	R3LED5S-01	R3LED5S-07
Total Power (W):	1.8	1.8
CCT (K)	6500	NA
Operating Temperature (°C):	-20+40	-20+40
Pre-Built Emergency:	No	No
Weight (kg)	1.375	1.375
Carton Qty:	6	6
Trade:	€123.20	€123.20

OUTDOOR EWOK LED GROUND LIGHTS

CONSTRUCTION:

- Die cast aluminium body
- 3mm thick glass
- Grade 316 Stainless steel trim



FEATURES & BENEFITS:

- R6LED240S requires a 50mm PVC sleeve when installed in concrete
- R10LED240S requires a 100mm cut out, however it comes with mounting sleeve and when this is used, the cut out is 105mm.
- Suitable for walk-over application
- Pre-wired with 3m rubber flex
- Wide operating ambient temperature range of -20°C to +40°C

2 YRS	30000 HRS	20-30 LmW	IP 67	OP 220 240	6000	
WARRANTY	RATED HOURS	LUMENS PER W	IP RATING	OPERATING VOLTAGE	CCT	SAFETY CLASS

PRODUCT	R10LED240S-01	R6LED240S-01
Total Power (W):	1.5	0.7
Total Light Output (lm):	50	21
Efficacy (lm/cctW):	30	20
CCT (K)	6000	6000
CCT Selectable:	No	No
CRI:	75	75
Operating Temperature (°C):	-20+40	-20 +40
Pre-Built Emergency:	No	No
Weight (kg)	0.73	0.41
Carton Qty:	16	24
Trade:	€76.50	€42.70

DIMENSIONS (mm)	Height/Depth	Diameter
R6LED240S-01	98	60
R10LED240S-01	122	118



Scan here for more product information and options

OUTDOOR ASYMMETRIC LED GROUND LIGHT



CONSTRUCTION:

- Stainless steel front plate with very high resistance to corrosion
- 5mm hardened glass
- Die cast aluminium housing

WARRANTY	RATED HOURS	LUMENS PER W	IK RATING	IP RATING	OPERATING VOLTAGE	BEAM ANGLE	CCT	SAFETY CLASS

FEATURES & BENEFITS:

- 45° angle elevation, 25° beam width
- Suitable for loads up to 3 tonnes load at 15km/h
- Complete with plastic sleeve for sitting into brickwork/concrete with depth of 110mm
- Complete with IP67 loop-in loop-out T connector and mounting sleeve
- 0.5m flex between fitting and junction box
- Wide operating ambient temperature range of -20°C to +40°C

PRODUCT

R18ASGL

Total Power (W):	12.3
Total Light Output (lm):	1320
Efficacy (lm/cctW):	107
CCT (K)	3000
CCT Selectable:	No
CRI:	70
Operating Temperature (°C):	-20+40
Pre-Built Emergency:	No
Weight (kg)	1.6
Carton Qty:	4
Trade:	€364.90

DIMENSIONS (mm)	Height/Depth	Diameter
R18ASGL	121	164



Scan here for more product information and options

OUTDOOR TIBO LED BRICK LIGHT



CONSTRUCTION:

- Die-cast aluminium main body housing and trim
- Dark grey powder coat finishing process
- Polycarbonate opal diffuser
- Polycarbonate cover material
- Stainless steel fasteners
- Aluminium/FR-4 PCB

FEATURES & BENEFITS:

- High efficiency integral driver
- Double entry breakouts at both ends of sleeve to provide easy loop in/loop out cable function
- Wide operating temperature of -20°C to +40°C

WARRANTY	RATED HOURS	LUMENS PER W	IK RATING	IP RATING	OPERATING VOLTAGE	BEAM ANGLE	CCT	SAFETY CLASS

PRODUCT

RTI1330-25

Total Power (W):	12.9
Total Light Output (lm):	540
Efficacy (lm/cctW):	42
CCT (K)	3000
CCT Selectable:	No
CRI:	80
Operating Temperature (°C):	-20+40
Pre-Built Emergency:	No
Weight (kg)	0.85
Carton Qty:	8
Trade:	€78.30

DIMENSIONS (mm)

	Length	Height/Depth	Width
RTI1330-25	250	90	98



Scan here for more product information and options

**VITA CIRCULAR
LED KIT**



OUTDOOR GARDEN SPIKES AND SPOT LIGHTS

CONSTRUCTION:

LEE GARDEN SPIKE

- Die cast aluminium housing with glass front
- Complete with stainless steel screws

TRINITY 3IN1 LED SPIKE & WALL MOUNT FITTING

- 316 marine grade stainless steel front plate with very high resistance to corrosion
- Die cast aluminium housing with hardened glass
- Complete with plastic sleeve for sitting into brickwork/concrete

DUET 2in1 LED SPIKE & WALL MOUNT FITTING

- Wall bracket with pre-drilled hole
- Aluminium housing with polycarbonate lens
- Die-cast aluminium body
- Toughened glass



WARRANTY	RATED HOURS	LUMENS PER W	IP RATING	OPERATING VOLTAGE	BEAM ANGLE	CCT	TILT ANGLE	SAFETY CLASS

FEATURES & BENEFITS:

LEE GARDEN SPIKE

- Suitable for use with 50W Halogen or selected LED or CFL lamps
- Complete with ceramic GU10 lampholder
- Wide operating ambient temperature range of -20°C to +40°C
- Prewired with 1m rubber flex

TRINITY 3IN1 LED SPIKE & WALL MOUNT FITTING

- LED replacement for 20W Halogen
- Complete with stainless steel screws
- Suitable for walk over applications
- Prewired with 1.5m rubber flex
- Wide operating ambient temperature range of -20°C to +40°C

DUET 2in1 LED SPIKE & WALL MOUNT FITTING

- LED replacement for 20W halogen
- Head adjustable angle of 180°
- Complete with stainless steel screws
- Prewired with 1.5m rubber flex
- Wide operating ambient temperature range of -20°C to +40°C

DIMENSIONS (mm)	Length	Height/Depth	Diameter
LS50GU-04	135	280	98
R2IN13W	75	175	42
R3IN13W	110	110	116

ACCESSORIES

R12WLEDT LED supply transformer 12W IP44



Scan here for more product information and options

OUTDOOR GARDEN SPIKES AND SPOT LIGHTS

PRODUCT	LS50GU-04
Total Power (W):	50
Efficacy (lm/cctW):	NA
Cap Type	GU10
Operating Temperature (°C):	-20+40
Pre-Built Emergency:	No
Weight (kg)	0.5
Carton Qty:	10
Trade:	€36.70

PRODUCT	R2IN13W
Total Power (W):	4.4
Efficacy (lm/cctW):	50
Operating Temperature (°C):	-20+40
Pre-Built Emergency:	No
Weight (kg)	0.3
Carton Qty:	12
Trade:	€125.10

PRODUCT	R3IN13W
Total Power (W):	4
Efficacy (lm/cctW):	49
Operating Temperature (°C):	-20 +40
Pre-Built Emergency:	No
Weight (kg)	1.3
Carton Qty:	6
Trade:	€193.80



LED FLEXI-STRIP

310

VEGAS EXPRESS IP20

312

VEGAS EXPRESS IP67

314

VEGAS 12V WHITE

316

VEGAS 24V WHITE

318

VEGAS 12V & 24V LED RGB

320

VEGAS 24V LED RGBW

322

VEGAS 12V & 24V
TUNABLE WHITE

324

VEGAS 24V LONG RUN

328

VEGAS LED ACCESSORIES

334

MACAU 24V COB FLEXI-STRIP

336

MACAU ACCESSORIES

338

VEGAS LED DRIVERS

342

VEGAS LED CONTROLLERS

344

VEGAS LED 4 CHANNEL
RECEIVER

345

VEGAS LED 4 ZONES
RF REMOTE

346

VEGAS LED AMPLIFIERS

348

VEGAS DMX

349

VEGAS LED
WIFI CONTROLLER

350

VEGAS LED ACCESSORIES

352

ATLANTIC AC STRIP

356

PULSE 12V DC
LED FLEXI-STRIP

357

PULSE 12VDC LED PIR

358

PULSE CONNECT

359

PULSE CONNECT
STRIP KIT

360

PULSE CONNECT
DIGITAL STRIP KIT

362

VEGAS LED
EXTRUSIONS

364

VEGAS LED
END CAPS AND CLIPS

LED FLEXI-STRIP

Choosing the right LED flexi-strip products for your lighting needs does not have to be a daunting task. We've engineered our range of products to be easy to install, reliable and high quality. Our team of experts are happy to help with picking the perfect solution, but to help you get started here's a simple guide.

1. START WITH THE FLEXI-STRIP

INDOOR VS OUTDOOR

The best place to start is with the application, and we have you covered in both respects.

We offer an IP20 version for indoor applications & an IP67 version to withstand the elements of an outdoor application.

COLOUR

The effect you are trying to create is a big factor in flexi-strip choice and the VEGAS range has both warm and natural white whilst also covering RGB and RGBW options.

FLEXI-STRIP TYPE

We have created the right tools for the job with multiple flexi-strip types that can fit perfectly for every application.

We have SMD or COB options for dotted or dot less light.

If distance is a factor, we have a long run option with up to 30m in a single run.

2. DRIVE IT HOME

The heart of a flexi strip solution is the driver. Picking a 12v or 24v driver will depend on the application, and generally 12v is most useful for non-primary lighting where lumens output required is low. 24v drivers are suited for primary lighting and the focus is on higher lumens.

NON-DIMMABLE

Powering up the solution with a wide range of options, our IP20 non-dimmable drivers give the most flexibility with power options ranging from 15w to 320w in both 12v and 24v.

Our IP67 options bring the robustness and reliability needed for tough conditions, covering 60w to 200w in 12v and 24v.

DIMMABLE

Adding the extra layer of flexibility to the solution, a dimmable driver is a great option for complete lighting management.

12v and 24v options are available in 30w, 50w and 75w. Dimming is possible up to 320w with the use of a dimmable controller.

3. TAKING CONTROL

Rounding off the solution, you may opt for a specific controlling method to power-up, utilise or change your lighting aesthetic.

REMOTE CONTROL

Our handheld remotes are stylish, discreet, and easy to use. They extend control from up to 8m. We offer remote controls for single colour, RGB and RGBW flexi strip.

TOUCH WALL PANEL

With a 20m max distance the wall panel is an optimal physical controller for your lighting solution. We offer wall panels for single colour, RGB and RGBW flexi strip.

SMART CONTROLS / WI-FI

Taking your solution to the cloud and into the future, our range of connected controllers allow for smart home control via the ROBUS CONNECT app. These controllers are available for single colour, tuneable white, RGB and RGBW.

4 CHANNEL CONTROLLER & REMOTE

This controller and remote allows for four independently programmable zones creating complex lighting scenes at the touch of a button. This controller is available for single colour, RGB and RGBW.

4. CONNECTING

Lighting solutions are not always straight lines and we've designed a wide set of connectors that can help you connect and couple flexi strip to meet any need. Our new connectors have been redesigned with a lower profile, built-in LEDs for seamless coupling and no breaks in light, and ease of installation in mind. With a simple crimp and a little insulation gel, you will be able to couple meters of intricate flexi strip.

VEGAS CUT TO LENGTH SERVICE

OUR ROBUS CUSTOMISED CONVERSIONS TECHNICIANS WILL MODIFY YOUR ROBUS VEGAS LED FLEXI-STRIP LIGHTS TO MEET YOUR INDIVIDUAL PROJECT REQUIREMENTS.



Cut, solder and heat-shrink LED Flexi-strip light to the lengths you require



Goods can be dispatched to branch or end user and can be packed per specific room requirement



Include a specific lead length on request (standard lead length 1m)



Requirements can be advised from submission of suitable drawings



Provide project pricing



Customise any LED Flexi-strip light to enable ROBUS VEGAS CONNECT, Emergency, Analogue Dimming, DALI Dimming and Switch Dim



Provide pre and after sales technical support



**CUSTOMISED
CONVERSIONS**



Turn Around Time 1-5 working days

To avail of this service please contact your local ROBUS Area Sales Manager or our ROBUS Customised Conversions Team.

TEL:

IRE +353 1 709 9000
(option 2)

Freephone from UK
0800 973 220

EMAIL:

conversionsrequests@robus.com



VEGAS LED FLEXI-STRIP
GLOUCESTERSHIRE COLLEGE CYBER CRIME
CLASSROOM, GLOUCESTER QUAYS, UK

The very impressive design plans for the room included circular ceiling features and pelmets along the perimeter of the room. Exact measures of ROBUS VEGAS LED Flexi-strip lighting were needed to fit it out. The college availed of the ROBUS Customised Conversions Cut to Length service to ensure they were getting the right measurements of LED Flexi-strip.

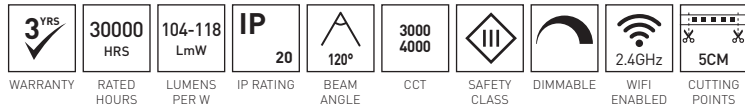
The ROBUS Customised Conversions team cut 49 meters of ROBUS VEGAS LED Strip (RVA14RGB2050) into 11 different lengths to suit the different areas of the classroom. Using this service took the hassle out of the measuring and installation of this project for the contractor.

LED FLEXI-STRIP VEGAS EXPRESS IP20



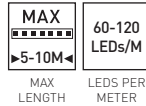
CONSTRUCTION:

- IP67 Version Encapsulated In Transparent Silicone
- Copper Substrate FPC PCB
- Prewired with 1000mm 20AWG wires



FEATURES & BENEFITS:

- Supplied in 1m, 3m and 5m strip lengths
- IP20 versions to suit indoor applications
- Single colour 3000K and 4000K and RGBW with 3000K and 4000K available in both IP20 and IP67
- Low power consumption of 4.8W per meter
- Maximum continuous strip length of 10m for single colour and 5m for RGBW
- Choose from 15W, 30W, 60W, 100W and 180W power supply to match the length of used striplight



DIMENSIONS (mm)	Length	Height/Depth	Width
RVA3K1	1000	2	8
RVA3K3	3000	2	8
RVA3K5	5000	2	8
RVA4K1	1000	2	8
RVA4K3	3000	2	8
RVA4K5	5000	2	8
RVARGB3K1	1000	2	12
RVARGB3K3	3000	2	12
RVARGB3K5	5000	2	12
RVARGB4K1	1000	12	12
RVARGB4K3	3000	12	12
RVARGB4K5	5000	12	12



Scan here for more product information and options

LED FLEXI-STRIP

VEGAS EXPRESS

IP20

PRODUCT	RVA3K1	RVA4K1	RVARGB3K1	RVARGB4K1
Total Power (W):	4.8	4.8	4.8	4.8
Total Light Output (lm/M):	500	510	580	610
CCT (K):	3000	4000	3000	4000
Colour of light:	White	White	RGB	RGB
CRI:	80	80	80	80
Reel Length (mm):	1000	1000	1000	1000
Weight per 1m (kg):	0.02	0.02	0.02	0.02
Carton Qty:	1	1	1	1
Trade:	€9.15	€9.15	€17.70	€17.70

PRODUCT	RVA3K3	RVA4K3	RVARGB3K3	RVARGB4K3
Total Power (W):	4.8	4.8	4.8	4.8
Total Light Output (lm/M):	500	510	580	610
CCT (K):	3000	4000	3000	4000
Colour of light:	White	White	RGB	RGB
CRI:	80	80	80	80
Reel Length (mm):	3000	3000	3000	3000
Weight per 1m (kg):	0.06	0.06	0.06	0.06
Carton Qty:	1	1	1	1
Trade:	€27.55	€27.55	€52.85	€52.85

PRODUCT	RVA3K5	RVA4K5	RVARGB3K5	RVARGB4K5
Total Power (W):	4.8	4.8	4.8	4.8
Total Light Output (lm/M):	500	510	580	610
CCT (K):	3000	4000	3000	4000
Colour of light:	White	White	RGB	RGB
CRI:	80	80	80	80
Reel Length (mm):	5000	5000	5000	5000
Weight per 1m (kg):	0.1	0.1	0.1	0.1
Carton Qty:	1	1	1	1
Trade:	€45.70	€45.70	€88.55	€88.55

LED FLEXI-STRIP VEGAS EXPRESS IP67



CONSTRUCTION:

- IP67 Version Encapsulated In Transparent Silicone
- Copper Substrate FPC PCB
- Prewired with 1000mm 20AWG wires

3 YRS WARRANTY	30000 HRS RATED HOURS	93-101 LmW LUMENS PER W	IP 67 IP RATING	120° BEAM ANGLE	3000 4000 CCT	III SAFETY CLASS	DIMMABLE	2.4GHz WIFI ENABLED	5CM CUTTING POINTS
--------------------------	------------------------------------	--------------------------------------	---------------------------	---------------------------	-------------------------	----------------------------	-----------------	-------------------------------	------------------------------

MAX 5-10M MAX LENGTH	60-120 LEDS/M LEDS PER METER
-----------------------------------	---

FEATURES & BENEFITS:

- Supplied in 1m, 3m and 5m strip lengths
- IP67 versions to suit outdoor applications
- Single colour 3000K and 4000K and RGBW with 3000K and 4000K available in both IP20 and IP67
- Low power consumption of 4.8W per meter
- Maximum continuous strip length of 10m for single colour and 5m for RGBW
- Choose from 15W, 30W, 60W, 100W and 180W power supply to match the length of used striplight

DIMENSIONS (mm)

	Length	Height/Depth	Width
RVA3K671	1000	4	10
RVA3K673	3000	4	10
RVA3K675	5000	4	10
RVA4K671	1000	4	10
RVA4K673	3000	4	10
RVA4K675	5000	4	10
RVARGB3K671	1000	5	14
RVARGB3K673	3000	5	14
RVARGB3K675	5000	5	14
RVARGB4K671	1000	5	14
RVARGB4K673	3000	5	14
RVARGB4K675	5000	5	14



Scan here for more product information and options

LED FLEXI-STRIP

VEGAS EXPRESS

IP67

PRODUCT	RVA3K671	RVA4K671	RVARGB3K671	RVARGB4K671
Total Power (W):	4.8	4.8	4.8	4.8
Total Light Output (lm/M):	480	485	480	500
CCT (K):	3000	4000	3000	4000
Colour of light:	White	White	RGB	RGB
CRI:	80	80	80	80
Reel Length (mm):	1000	1000	1000	1000
Weight per 1m (kg):	0.06	0.06	0.06	0.06
Carton Qty:	1	1	1	1
Trade:	€13.85	€13.85	€23.45	€23.45

PRODUCT	RVA3K673	RVA4K673	RVARGB3K673	RVARGB4K673
Total Power (W):	4.8	4.8	4.8	4.8
Total Light Output (lm/M):	480	485	480	500
CCT (K):	3000	4000	3000	4000
Colour of light:	White	White	RGB	RGB
CRI:	80	80	80	80
Reel Length (mm):	3000	3000	3000	3000
Weight per 1m (kg):	0.18	0.18	0.18	0.18
Carton Qty:	1	1	1	1
Trade:	€41.45	€41.45	€70.00	€70.00

PRODUCT	RVA3K675	RVA4K675	RVARGB3K675	RVARGB4K675
Total Power (W):	4.8	4.8	4.8	4.8
Total Light Output (lm/M):	480	485	480	500
CCT (K):	3000	4000	3000	4000
Colour of light:	White	White	RGB	RGB
CRI:	80	80	80	80
Reel Length (mm):	5000	5000	5000	5000
Weight per 1m (kg):	0.3	0.3	0.3	0.3
Carton Qty:	1	1	1	1
Trade:	€68.55	€68.55	€117.15	€117.15

LED FLEXI-STRIP VEGAS 12V WHITE

CONSTRUCTION:

- IP67 Version Encapsulated In Transparent Silicone
- Copper Substrate FPC PCB
- Prewired with 500mm 20AWG wires



3 YRS	30000 HRS	100-106 LmW	IP 20-67	120°	3000 4000	III	5CM
WARRANTY	RATED HOURS	LUMENS PER W	IP RATING	BEAM ANGLE	CCT	SAFETY CLASS	DIMMABLE CUTTING POINTS

MAX 10M	60 LEDs/M
MAX LENGTH	LEDS PER METER

FEATURES & BENEFITS:

- VEGAS single colour SMD2835 LED flexi-strip with 3M™ self-adhesive tape
- Low power consumption of 4.8W per meter
- Cutting points every 3 LEDs / 5cm
- Requires 12V LED driver (sold separately)
- For runs over 10m individual lengths should be connected in parallel
- 50m IP20 non-waterproof and 30m IP67 waterproof versions available
- Available in warm white and neutral white

DIMENSIONS (mm)

	Length	Height/Depth	Width
RVA48302050	50000	1.5	8
RVA48306730	30000	3	10
RVA48402050	50000	1.5	8
RVA48406730	30000	3	10



Scan here for more product information and options

LED FLEXI-STRIP VEGAS 12V WHITE

PRODUCT	RVA48302050	RVA48306730
Cut to length:	RVA48302050-CUT	RVA48306730-CUT
Total Power (W):	4.8	4.8
Total Light Output (lm/M):	500	480
CCT (K):	3000	3000
CCT Selectable:	No	No
Colour of light:	White	White
CRI:	80	80
Reel Length (mm):	50000	30000
Weight per 1m (kg):	0.02	0.06
Carton Qty:	500	150
Price Per M:	€9.00	€14.00

PRODUCT	RVA48402050	RVA48406730
Cut to length:	RVA48402050-CUT	RVA48406730-CUT
Total Power (W):	4.8	4.8
Total Light Output (lm/M):	510	510
CCT (K):	4000	4000
CCT Selectable:	No	No
Colour of light:	White	White
CRI:	80	80
Reel Length (mm):	50000	30000
Weight per 1m (kg):	0.75	0.06
Carton Qty:	500	150
Price Per M:	€9.00	€14.00

LED FLEXI-STRIP VEGAS 24V WHITE



CONSTRUCTION:

- IP67 Version Encapsulated In Transparent Silicone
- Copper Substrate FPC PCB
- Prewired with 500mm 20AWG wires

FEATURES & BENEFITS:

- VEGAS single colour SMD2835 LED flexi-strip with 3M™ self-adhesive tape
- Low power consumption of 9.6W per meter
- Cutting points every 6 LEDs / 5cm
- Requires 24V LED driver (sold separately)
- Voltage drop of 4V per 10m and maximum continuous run of 10m
- For runs over 10m individual lengths should be connected in parallel
- 50m IP20 non-waterproof and 30m IP67 waterproof versions available
- Available in warm white and neutral white
- Easy clip connector packs available as accessories

3 YRS	30000 HRS	71-112 LmW	IP 20-67	120°	2200 3000 4000	III	5CM
WARRANTY	RATED HOURS	LUMENS PER W	IP RATING	BEAM ANGLE	CCT	SAFETY CLASS	DIMMABLE CUTTING POINTS

MAX 10M	120 LEDS/M
MAX LENGTH	LEDS PER METER

DIMENSIONS (mm)	Length	Height/Depth	Width
RVA96226730	30000	3	10
RVA96302050	50000	1.5	8
RVA96306730	30000	3	10
RVA96402050	50000	1.5	8
RVA96406730	30000	3	10



Scan here for more product information and options

LED FLEXI-STRIP

VEGAS 24V WHITE

PRODUCT	RVA96226730	RVA96302050	RVA96306730
Cut to length:	RVA96226730-CUT	RVA96302050-CUT	RVA96306730-CUT
Total Power (W):	8.7	9.6	9.6
Total Light Output (lm/M):	620	1070	990
CCT (K):	2200	3000	3000
CCT Selectable:	No	No	No
Colour of light:	White	White	White
CRI:	80	80	80
Reel Length (mm):	30000	50000	30000
Weight per 1m (kg):	0.06	0.02	0.06
Carton Qty:	150	500	150
Price Per M:	€23.60	€16.40	€23.00

PRODUCT	RVA96402050	RVA96406730
Cut to length:	RVA96402050-CUT	RVA96406730-CUT
Total Power (W):	9.6	9.6
Total Light Output (lm/M):	1070	995
CCT (K):	4000	4000
CCT Selectable:	No	No
Colour of light:	White	White
CRI:	80	80
Reel Length (mm):	50000	30000
Weight per 1m (kg):	0.02	0.06
Carton Qty:	500	150
Price Per M:	€16.40	€23.00

LED FLEXI-STRIP VEGAS 12V & 24V LED RGB



CONSTRUCTION:

- IP67 Version Encapsulated In Transparent Silicone
- Copper Substrate FPC PCB
- Prewired with 500mm 20AWG wires

FEATURES & BENEFITS:

- VEGAS RGB colour changing SMD5050 LED flexi-strip with 3M™ self-adhesive tape
- Power consumption of 7.2W & 14.4W per meter
- Cutting points every 3 LEDs for 12V and 6 LEDs for 24V
- Requires 12V or 24V LED driver (sold separately)
- Voltage drop of 3.5V per 10m and maximum continuous run of 5m
- For runs over 5ms individual lengths should be connected in parallel
- Easy clip connector packs available as accessories



DIMENSIONS (mm)

	Length	Height/Depth	Width
RVA14RGB2050	50000	1.5	8
RVA14RGB6730	30000	4	10
RVA72RGB2050	50000	2	10
RVA72RGB6730	30000	4	12



Scan here for more product information and options

LED FLEXI-STRIP

VEGAS 12V & 24V

LED RGB

PRODUCT	RVA14RGB2050	RVA14RGB6730
Cut to length:	RVA14RGB2050-CUT	RVA14RGB6730-CUT
Total Power (W):	14.4	14.4
Colour of light:	RGB	RGB
CRI:	80	80
Reel Length (mm):	50000	30000
Weight per 1m (kg):	0.02	0.06
Carton Qty:	500	150
Price Per M:	€20.50	€26.30

PRODUCT	RVA72RGB2050	RVA72RGB6730
Cut to length:	RVA72RGB2050-CUT	RVA72RGB6730-CUT
Total Power (W):	7.2	7.2
Colour of light:	RGB	RGB
CRI:	80	80
Reel Length (mm):	50000	30000
Weight per 1m (kg):	0.02	0.06
Carton Qty:	500	150
Price Per M:	€14.00	€20.50

LED FLEXI-STRIP

VEGAS 24V LED

RGBW



CONSTRUCTION:

- IP67 Version Encapsulated In Transparent Silicone
- Copper Substrate FPC PCB
- Prewired with 500mm 20AWG wires

3 YRS	30000 HRS	70-78 LmW	IP 20-67	120°	3000 4000	III	2.4GHz	10CM	
WARRANTY	RATED HOURS	LUMENS PER W	IP RATING	BEAM ANGLE	CCT	SAFETY CLASS	DIMMABLE	WIFI ENABLED	CUTTING POINTS

MAX 10M	60 LEDS/M
MAX LENGTH	LEDS PER METER

FEATURES & BENEFITS:

- VEGAS RGBW colour changing SMD5050 LED flexi-strip with 3M™ self-adhesive tape
- Power consumption of 12W per meter
- Cutting points every 6 LEDs / 10 cm
- Requires 24V LED driver (sold separately)
- Voltage drop of 4.5V per 10m and maximum continuous run of 5m
- For runs over 10m individual lengths should be connected in parallel
- Easy clip connector packs available as accessories

DIMENSIONS (mm)	Length	Height/Depth	Width
RVA12RGBW2030-30	30000	2	12
RVA12RGBW2030-40	30000	2	12
RVA12RGBW6730-30	30000	4	14
RVA12RGBW6730-40	30000	4	14



Scan here for more product information and options

LED FLEXI-STRIP

VEGAS 24V LED

RGBW

PRODUCT	RVA12RGBW2030-30	RVA12RGBW2030-40
	RVA12RGBW2030-30-CUT	RVA12RGBW2030-40-CUT
Cut to length:		
Total Power (W):	12	12
Total Light Output (lm/M):	300	320
CCT (K):	3000	4000
CCT Selectable:	No	No
Colour of light:	RGBW	RGBW
CRI:	80	80
Reel Length (mm):	30000	30000
Weight per 1m (kg):	0.04	0.04
Carton Qty:	300	300
Price Per M:	€35.30	€35.30

PRODUCT	RVA12RGBW6730-30	RVA12RGBW6730-40
	RVA12RGBW6730-30-CUT	RVA12RGBW6730-40-CUT
Cut to length:		
Total Power (W):	12	12
Total Light Output (lm/M):	290	300
CCT (K):	3000	4000
CCT Selectable:	No	No
Colour of light:	RGBW	RGBW
CRI:	80	80
Reel Length (mm):	30000	30000
Weight per 1m (kg):	0.08	0.08
Carton Qty:	150	150
Price Per M:	€44.30	€44.30

LED FLEXI-STRIP VEGAS 12V & 24V TUNABLE WHITE



CONSTRUCTION:

- IP67 Version Encapsulated In Transparent Silicone
- Copper Substrate FPC PCB
- Prewired with 500mm 20AWG wires

3 YRS	30000 HRS	67-94 LmW	IP 20-67	120°	2700 6500	III	2.4GHz	5-8CM	
WARRANTY	RATED HOURS	LUMENS PER W	IP RATING	BEAM ANGLE	CCT TUNEABLE	SAFETY CLASS	DIMMABLE	WIFI ENABLED	CUTTING POINTS

MAX 10M	122-144 LEDS/M
MAX LENGTH	LEDS PER METER

FEATURES & BENEFITS:

- VEGAS Tunable colour changing (between 2700K and 6500K) SMD2835 LED flexi-strip with 3M™ self-adhesive tape
- Power consumption of 9.6 and 19.2W per meter
- Options available for indoor and outdoor applications
- Cutting points every 5 or 8 cm
- Requires 12V or 24V LED driver (sold separately)
- Easy clip connector packs available as accessories

DIMENSIONS (mm)

	Length	Height/Depth	Width
RVA192CCT22050	50000	2	10
RVA192CCT26730	30000	4	10
RVA96CCT22050	50000	2	10
RVA96CCT26730	30000	4	10



Scan here for more product information and options

LED FLEXI-STRIP

VEGAS 12V & 24V

TUNABLE WHITE

PRODUCT	RVA192CCT22050	RVA192CCT26730
Cut to length:	RVA192CCT22050-CUT	RVA192CCT26730-CUT
Total Power (W):	11.2-19.2	11.7-19.2
Total Light Output (lm/M):	940-1780	800-1520
CCT (K):	2700-6500	2700-6500
CCT Selectable:	Tuneable	Tuneable
Colour of light:	White	White
CRI:	80	80
Reel Length (mm):	50000	30000
Weight per 1m (kg):	0.016	0.065
Carton Qty:	500	150
Price Per M:	€29.60	€38.40

PRODUCT	RVA96CCT22050	RVA96CCT26730
Cut to length:	RVA96CCT22050-CUT	RVA96CCT26730-CUT
Total Power (W):	5.7-9.6	6.0-9.6
Total Light Output (lm/M):	520-910	430-800
CCT (K):	2700-6500	2700-6500
CCT Selectable:	Tuneable	Tuneable
Colour of light:	White	White
CRI:	80	80
Reel Length (mm):	50000	30000
Weight per 1m (kg):	0.016	0.065
Carton Qty:	500	150
Price Per M:	€20.00	€28.80

LED FLEXI-STRIP VEGAS 24V LONG RUN

NEW
for 2023



CONSTRUCTION:

- IP67 Version Encapsulated In Transparent Silicone
- Copper Substrate FPC PCB
- Prewired with 500mm 20AWG wires

3 YRS WARRANTY	30000 HRS RATED HOURS	100-119 LmW LUMENS PER W	IP 20-67 IP RATING	120° BEAM ANGLE	3000 4000 CCT	III SAFETY CLASS	DIMMABLE	2.4GHz WIFI ENABLED	5CM CUTTING POINTS
--------------------------	------------------------------------	---------------------------------------	---------------------------------	---------------------------	----------------------------	----------------------------	-----------------	-------------------------------	------------------------------

MAX 30M MAX LENGTH	60 LEDS/M LEDS PER METER
---------------------------------	---------------------------------------

FEATURES & BENEFITS:

- Unique design allows maximum 30m continuous strip length
- VEGAS single colour SMD2835 LED flexi-strip with 3M™ self-adhesive tape
- Low power consumption of 4.8W per meter
- Cutting points every 3 LEDs / 5cm
- Requires 12V LED driver (sold separately)
- IP20 and IP67 versions to suit indoor and outdoor applications
- Available in warm white and neutral white

DIMENSIONS (mm)

	Length	Height/Depth	Width
RVAL5242030-30	30000	2	10
RVAL5242030-40	30000	2	10
RVAL5246730-30	30000	4.5	12
RVAL5246730-40	30000	4.5	12



Scan here for more product information and options

LED FLEXI-STRIP

VEGAS 24V LONG RUN

PRODUCT	RVAL5242030-30	RVAL5242030-40
Total Power (W):	4.8	4.8
Total Light Output (lm/M):	540	570
CCT (K):	3000	4000
Colour of light:	White	White
CRI:	80	80
Reel Length (mm):	30000	30000
Weight per 1m (kg):	0.022	0.022
Carton Qty:	300	300
Price Per M:	€12.20	€12.20

PRODUCT	RVAL5246730-30	RVAL5246730-40
Total Power (W):	4.8	4.8
Total Light Output (lm/M):	480	520
CCT (K):	3000	4000
Colour of light:	White	White
CRI:	80	80
Reel Length (mm):	30000	30000
Weight per 1m (kg):	0.087	0.087
Carton Qty:	150	150
Price Per M:	€17.60	€17.20

VEGAS FLEXI-STRIP





LED FLEX-STRIP VEGAS LED IP20 ACCESSORIES

NEW
for 2023



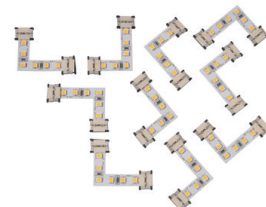
RVA4830LCN-L



RVA4840LCN-R




RVA9630LCN-L



RVA9630LCN-R



RVACCT1-C



RVACCT1-C12



RVACCT1-C2



RVACCT1-CX

VEGAS LED FLEXI-STRIP IP20 CLIP CONNECTORS

PRODUCT	DESCRIPTION	PACK QTY	TRADE
RVA4830LCN-L	L-STRIP Left Connector 4.8W / 12V 3000K	10	€2.60
RVA4830LCN-R	L-STRIP Right Connector 4.8W / 12V 3000K	10	€2.60
RVA4840LCN-L	L-STRIP Left Connector 4.8W / 12V 4000K	10	€2.60
RVA4840LCN-R	L-STRIP Right Connector 4.8W / 12V 4000K	10	€2.60
RVA9630LCN-L	L-STRIP Left Connector 9.6W / 24V 3000K	10	€3.25
RVA9630LCN-R	L-STRIP Right Connector 9.6W / 24V 3000K	10	€3.25
RVA9640LCN-L	L-STRIP Left Connector 9.6W / 24V 4000K	10	€3.20
RVA9640LCN-R	L-STRIP Right Connector 9.6W / 24V 4000K	10	€3.20
RVACCT1-C	12V/24V CCT1 IP20/Strip-To-Strip, Without Wires	10	€1.00
RVACCT1-C1	12V/24V CCT1 IP20/Strip-To-Driver, With 150mm Wire	10	€1.30
RVACCT1-C12	12V/24V CCT1 IP20/Strip-To-Driver, With 2000mm Wire	10	€4.40
RVACCT1-C2	12V/24V CCT1 IP20/Strip-To-Strip, With 150mm Wire	10	€1.80
RVACCT1-CX	12V/24V CCT1 IP20/Strip-To-Driver, Without Wires	10	€0.95
RVARGBN-C	12V/24V RGB Tunable IP20 LED Strip-To-Strip Without Wires	10	€1.55
RVARGBN-C1	12V/24V RGB Tunable IP20 LED Strip-To-Driver With 150mm Wire	10	€2.00
RVARGBN-C12	12V/24V RGB Tunable IP20 LED Strip-To-Driver With 2000mm Wire	10	€7.30
RVARGBN-C2	12V/24V RGB Tunable IP20 LED Strip-To-Strip With 150mm Wire	10	€3.15
RVARGBWN-C	12V/24V RGBW Tunable IP20 LED Strip-To-Strip Without Wires	10	€1.85
RVARGBWN-C1	12V/24V RGBW Tunable IP20 LED Strip-To-Driver With 150mm Wire	10	€2.55
RVARGBWN-C12	12V/24V RGBW Tunable IP20 LED Strip-To-Driver With 2000mm Wire	10	€8.30
RVARGBWN-C2	12V/24V RGBW Tunable IP20 LED Strip-To-Strip With 150mm Wire	10	€4.15



Scan here for more
product information
and options

LED FLEXI-STRIP VEGAS LED IP67 ACCESSORIES




RVA67-EC



RVA67N-C



RVA67N-C2



RVA67RGBW-C2



RVA67RGBN-C1



RVA67-G



RVA67-H

VEGAS LED FLEXI-STRIP IP67 CLIP CONNECTORS

PRODUCT	DESCRIPTION	PACK QTY	TRADE
RVA67-EC	12V/24V CCT1 IP67 LED Strip/ 5 End Caps And 10 Clips	1	€6.10
RVA67-G	GLUE For IP67 LED Strip Connectors	1	€4.20
RVA67-H	HEAT SHRINK For IP67 LED Strip Connectors	10	€3.30
RVA67N-C	12V/24V Single Colour IP67/Strip-To-Strip, Without Wires	10	€2.20
RVA67N-C1	12V/24V Single Colour IP67/Strip-To-Driver, With 150mm Wire	10	€2.80
RVA67N-C12	12V/24V Single Colour IP67/Strip-To-Driver, With 2000mm Wire	10	€8.10
RVA67N-C2	12V/24V Single Colour IP67/Strip-To-Strip, With 150mm Wire	10	€4.10
RVA67RGBN-C1	12V/24V RGB IP67/Strip-To-Driver, With 150mm Wire	10	€4.70
RVA67RGBN-C12	12V/24V RGB IP67/Strip-To-Driver, With 2000mm Wire	10	€10.00
RVA67RGBN-C2	12V/24V RGB IP67/Strip-To-Strip, With 150mm Wire	10	€5.90
RVA67RGBW-C2	24V RGBW IP67/Strip-To-Strip, With 150mm Wire	10	€3.30
RVA67RGBWN-C	24V RGBW IP67/Strip-To-Strip, Without Wires	10	€4.20
RVA67RGBWN-C1	24V RGBW IP67/Strip-To-Driver, With 150mm Wire	10	€5.50
RVA67RGBWN-C12	24V RGBW IP67/Strip-To-Driver, With 2000mm Wire	10	€10.80
RVA67RGBWN-C2	24V RGBW IP67/Strip-To-Strip, With 150mm Wire	10	€7.70




Scan here for more product information and options

LED FLEX-STRIP

VEGAS LED

ACCESSORIES



"L" CONNECTORS (PACK OF 3 PCS)

PRODUCT	DESCRIPTION	TRADE
RVARGBL-CONN	L Connector for RGB IP20 LED Strip	€9.00
RVARGBW-CONN	L Connector for 12W / 24V RGBW IP20 LED Strip	€14.00



"T" CONNECTORS (PACK OF 3 PCS)

PRODUCT	DESCRIPTION	TRADE
RVARGBT-CONN	T Connector for RGB IP20 LED Strip	€10.70
RVARGBW-T-CONN	T Connector for 12W / 24V RGBW IP20 LED Strip	€18.40



"X" CONNECTORS (PACK OF 3 PCS)

PRODUCT	DESCRIPTION	TRADE
RVARGBW-X-CONN	X Connector for 12W / 24V RGBW IP20 LED Strip	€23.20
RVARGBX-CONN	X Connector for RGB IP20 LED Strip	€13.60



L CONNECTOR FOR 12V/24V CCT1 IP20 LED STRIP

PRODUCT	DESCRIPTION	TRADE
RVACCT1-L	L Connector For 12V/24V CCT1 IP20 LED Strip	€5.70
RVACCT1-T	T Connector For 12V/24V CCT1 IP20 LED Strip	€7.45
RVACCT1-X	X Connector For 12V/24V CCT1 IP20 LED Strip	€9.30



Scan here for more product information and options

LED FLEXI-STRIP VEGAS LED CCT2 ACCESSORIES



RVA67CCT2-C



RVA67CCT2-C1



RVACCT2-C1



RVA67CCT2-C2



RVA67-G



RVA67-H

VEGAS LED FLEXI-STRIP CCT2 CLIP CONNECTORS

PRODUCT	DESCRIPTION	PACK QTY	TRADE
RVA67CCT2-C	12V/24V CCT2 Tunable IP67 LED Strip-To-Strip Without Wires	10	€5.80
RVA67CCT2-C1	12V/24V CCT2 Tunable IP67 LED Strip-To-Driver With 150mm Wire	10	€6.40
RVA67CCT2-C12	12V/24V CCT2 Tunable IP67/Strip-To-Driver, With 2000mm Wire	10	€8.00
RVA67CCT2-C2	12V/24V CCT2 Tunable IP67 LED Strip-To-Strip With 150mm Wire	10	€6.40
RVA67-G	GLUE For IP67 LED Strip Connectors	1	€4.20
RVA67-H	HEAT SHRINK For IP67 LED Strip Connectors	10	€3.30
RVACCT2-C1	12V/24V CCT2 IP20/Strip-To-Driver, With 150mm Wire	10	€1.70
RVACCT2N-C	12V/24V CCT2 Tunable IP20 LED Strip-To-Strip Without Wires	10	€1.35
RVACCT2N-C1	12V/24V CCT2 Tunable IP20 LED Strip-To-Driver With 150mm Wire	10	€2.00
RVACCT2N-C12	12V/24V CCT2 Tunable IP20 LED Strip-To-Driver With 2000mm Wire	10	€5.70
RVACCT2N-C2	12V/24V CCT2 Tunable IP20 LED Strip-To-Strip With 150mm Wire	10	€3.00



Scan here for more product information and options

VEGAS L-CONNECTOR IN EXTRUSION



**VEGAS L-CONNECTOR
IN EXTRUSION**



LED FLEXI STRIP MACAU 24V COB FLEXI-STRIP

NEW
for 2023



CONSTRUCTION:

- IP67 Version Encapsulated In Transparent Silicone
- Copper Substrate FPC PCB
- Prewired with 500mm 20AWG wires

3 YRS	30000 HRS	76-110 LmW	IP 20-67	OP 24	120°	3000 4000	III	2.4GHz
WARRANTY	RATED HOURS	LUMENS PER W	IP RATING	OPERATING VOLTAGE	BEAM ANGLE	CCT	SAFETY CLASS	DIMMABLE WIFI ENABLED

4.5CM	MAX 5M
CUTTING POINTS	MAX LENGTH

FEATURES & BENEFITS:

- MACAU Chip-On-Board LED flexi-strip with 3M™ self-adhesive tape
- Dot-less smooth light effect
- Power consumption of 14.7W/m
- Cutting points every 45mm
- Requires 24V LED driver (sold separately)
- Voltage drop of 2.6V per 10m and maximum continuous run of 5m
- For runs over 5m individual lengths should be connected in parallel
- High CRI of 90

DIMENSIONS (mm)

	Length	Height/Depth	Width
RMU1420-30	20000	1	10
RMU1420-40	20000	1	10
RMU1467-30	20000	4	12
RMU1467-40	20000	4	12
RMU720-30	50000	2	10
RMU720-40	50000	2	10
RMU767-30	50000	4.5	12
RMU767-40	50000	4.5	12
RMUCOBRGB20	20000	2	10
RMUCOBRGB67	20000	4	12



Scan here for more product information and options

LED FLEXI STRIP

MACAU 24V COB

FLEXI-STRIP

PRODUCT	RMU1420-30	RMU1420-40	RMU1467-30	RMU1467-40
Cut to length:	RMU1420-30-CUT	RMU1420-40-CUT	RMU1467-30-CUT	RMU1467-40-CUT
Total Power (W):	14.7	14.1	15.5	15.2
Total Light Output (lm/M):	1310	1460	1170	1350
CCT (K):	3000	4000	3000	4000
CCT Selectable:	No	No	No	No
Colour of light:	White	White	White	White
CRI:	90	90	90	90
Reel Length (mm):	20000	20000	20000	20000
Weight per 1m (kg):	0.007	0.007	0.08	0.08
Carton Qty:	200	200	100	100
Price Per M:	€48.70	€46.00	€57.60	€54.40

PRODUCT	RMU720-30	RMU720-40	RMU767-30	RMU767-40
Cut to length:	RMU720-30-CUT	RMU720-40-CUT	RMU767-30-CUT	RMU767-40-CUT
Total Power (W):	7.7	7.8	7.7	7.7
Total Light Output (lm/M):	750	860	670	730
CCT (K):	3000	4000	3000	4000
CCT Selectable:	No	No	No	No
Colour of light:	White	White	White	White
CRI:	80	80	80	80
Reel Length (mm):	50000	50000	50000	50000
Weight per 1m (kg):	0.01	0.01	0.08	0.08
Carton Qty:	1	1	150	150
Price Per M:	€17.20	€17.20	€23.60	€23.60

PRODUCT	RMUCOBRGB20	RMUCOBRGB67
Cut to length:	RMUCOBRGB20-CUT	RMUCOBRGB67-CUT
Total Power (W):	14	14
Total Light Output (lm/M):	NA	NA
CCT (K):	NA	NA
CCT Selectable:	NA	NA
Colour of light:	RGB	RGB
CRI:	NA	NA
Reel Length (mm):	20000	20000
Weight per 1m (kg):	0.7	1.8
Carton Qty:	200	100
Price Per M:	€33.00	€39.70

LED FLEXI-STRIP MACAU ACCESSORIES

NEW
for 2023



RMU67-C



RMU67-C1



RMU67-C2



RMU-C



RMU-C1



RMU-C2



RVA67-G



RVA67-H

MACAU LED FLEXI-STRIP CONNECTORS

PRODUCT	DESCRIPTION	PACK QTY	TRADE
RMU67-C	24V IP67/Strip-To-Strip, Without Wires	10	€5.90
RMU67-C1	24V IP67/Strip-To-Driver, With 150mm Wire	10	€6.40
RMU67-C12	24V COB IP67/Strip-To-Driver, With 2000mm Wire	10	€9.40
RMU67-C2	24V IP67/Strip-To-Strip, With 150mm Wire	10	€7.20
RMU67COBRGB-C	24V COB RGB IP67/Strip-To-Strip, Without Wires	10	€5.45
RMU67COBRGB-C1	24V COB RGB IP67/Strip-To-Driver, With 150mm Wire	10	€5.70
RMU67COBRGB-C2	24V COB RGB IP67/Strip-To-Strip, With 150mm Wire	10	€6.15
RMU67-EC	End Caps And Clips For COB 24V IP67 Strip	1	€6.20
RMU-C	24V IP20/Strip-To-Strip, Without Wires	10	€2.80
RMU-C1	24V IP20/Strip-To-Driver, With 150mm Wire	10	€4.60
RMU-C2	24V IP20/Strip-To-Strip, With 150mm Wire	10	€7.80
RMUCOBRGB-C	24V COB RGB IP20/Strip-To-Strip, Without Wires	10	€2.70
RMUCOBRGB-C1	24V COB RGB IP20/Strip-To-Driver, With 150mm Wire	10	€4.00
RMUCOBRGB-C2	24V COB RGB IP20/Strip-To-Strip, With 150mm Wire	10	€7.15
RVA67-G	GLUE For IP67 LED Strip Connectors	1	€4.20
RVA67-H	HEAT SHRINK For IP67 LED Strip Connectors	10	€3.30



Scan here for more
product information
and options

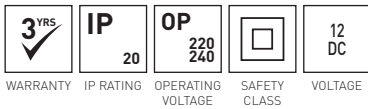


LED FLEXI-STRIP

VEGAS LED NON DIMMABLE DRIVERS IP20

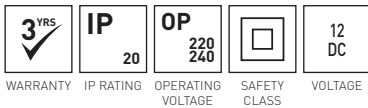


VEGAS LED FLEXI-STRIP IP20 CONSTANT VOLTAGE NON-DIMMABLE DRIVERS:



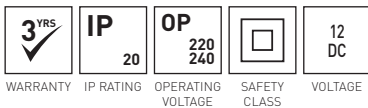
PRODUCT

12V Non-Dimmable Drivers:	RVA10012-PSU	RVA1512-PSU	RVA18012-PSU	RVA3012-PSU	RVA6012-PSU
Weight (kg):	0.37	0.04	0.41	0.12	0.22
Carton Qty:	20	165	15	48	35
Trade:	€115.90	€25.30	€225.10	€43.30	€69.40



PRODUCT

24V Non-Dimmable Drivers:	RVA10024-PSU	RVA15024-PSU	RVA1524-PSU	RVA25024-PSU	RVA3024-PSU
Weight (kg):	0.37	0.41	0.04	0.42	0.12
Carton Qty:	20	20	165	15	48
Trade:	€107.70	€136.20	€25.30	€262.60	€43.30



PRODUCT


24V Non-Dimmable Drivers:	RVA32024-PSU	RVA6024-PSU
Weight (kg):	0.44	0.22
Carton Qty:	15	35
Trade:	€323.00	€69.40

DIMENSIONS (mm)	Length	Height/Depth	Width
RVA10012-PSU	180	31	65
RVA10024-PSU	180	31	65
RVA15024-PSU	180	31	66
RVA1512-PSU	103	16	35.5
RVA1524-PSU	103	16	35.5
RVA18012-PSU	183	31	67
RVA25024-PSU	195	36	62
RVA3012-PSU	149	27	40
RVA3024-PSU	139	27	40
RVA32024-PSU	215	35	78
RVA6012-PSU	170	28	45
RVA6024-PSU	170	28	45

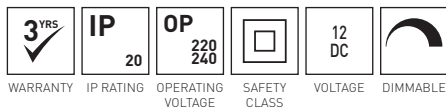


Scan here for more product information and options

LED FLEXI-STRIP VEGAS LED DIMMABLE DRIVERS IP20



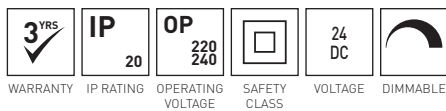
VEGAS LED FLEXI-STRIP IP20 TRIAC DIMMABLE DRIVERS:



WARRANTY IP RATING OPERATING VOLTAGE SAFETY CLASS VOLTAGE DIMMABLE

PRODUCT

12V Non-Dimmable Drivers:	RVA3012DU-PSU	RVA5012DUN-PSU	RVA7512DUN-PSU
Weight (kg):	0.12	0.45	0.6
Carton Qty:	50	25	20
Trade:	€65.30	€91.90	€158.30



WARRANTY IP RATING OPERATING VOLTAGE SAFETY CLASS VOLTAGE DIMMABLE

PRODUCT

24V Non-Dimmable Drivers:	RVA3024DU-PSU	RVA5024DUN-PSU	RVA7524DUN-PSU
Weight (kg):	0.12	0.45	0.45
Carton Qty:	50	25	20
Trade:	€65.30	€91.90	€158.30

DIMENSIONS (mm)

	Length	Height/Depth	Width
RVA3012DU-PSU	158	18	46
RVA3024DU-PSU	158	18	46
RVA5012DUN-PSU	180	32	66
RVA5024DUN-PSU	180	32	66
RVA7512DUN-PSU	205	35	71
RVA7524DUN-PSU	180	32	66

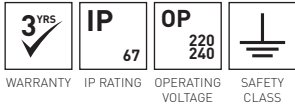


Scan here for more product information and options

LED FLEXI-STRIP VEGAS LED NON DIMMABLE DRIVERS IP67

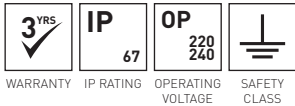


VEGAS LED FLEXI-STRIP IP67 CONSTANT VOLTAGE NON-DIMMABLE DRIVERS:



PRODUCT

24V Non-Dimmable Drivers:	RVA10012IP67-PSU	RVA20012IP67-PSU	RVA5012IP67-PSU
Weight (kg):	0.58	0.8	0.445
Carton Qty:	10	10	15
Trade:	€146.00	€206.40	€83.10



PRODUCT

24V Non-Dimmable Drivers:	RVA10024IP67-PSU	RVA20024IP67-PSU	RVA6024IP67N-PSU
Weight (kg):	0.58	0.8	0.53
Carton Qty:	10	10	25
Trade:	€146.00	€206.40	€72.60

DIMENSIONS (mm)	Length	Height/Depth	Width
RVA10012IP67-PSU	212	38	46
RVA10024IP67-PSU	212	38	46
RVA20012IP67-PSU	221	36	61
RVA20024IP67-PSU	221	36	61
RVA5012IP67-PSU	158	36	53
RVA6024IP67N-PSU	216	30	42



Scan here for more product information and options

VEGAS 12V & 24V TUNABLE WHITE
MOTOR TRADE ASSOCIATION OF AUSTRALIA



LED FLEXI-STRIP

VEGAS LED CONTROLLERS



VEGAS CONTROLLER SINGLE COLOUR

- Single colour dimming controller
- C/w hand held remote
- Hand held remote can operate from a distance of 8m
- Use with VEGAS LED drivers
- IP rated enclosure available (RVBIP2)
- Working voltage: 12-24VDC
- Current: 6A x 3 channel
- Connection mode: Common Anode
- Only required for dimmable operations




VEGAS CONTROLLER RGB

- Colour changing and dimming RGB controller
- C/w hand held remote
- Hand held remote can operate from a distance of 8m
- Use with VEGAS LED drivers
- IP rated enclosure available (RVBIP2)
- Working voltage: 12-24VDC
- Current: 10A x 3 channel
- Connection mode: Common Anode



VEGAS CONTROLLER RGBW

- Colour changing and dimming RGBW controller
- C/w hand held remote
- Hand held remote can operate from a distance of 8m
- Use with VEGAS LED drivers
- IP rated enclosure available (RVBIP2)
- Working voltage: 12-24V
- Current: 6A x 4 channel
- Connection mode: Common Anode:



DIMENSIONS (mm)	Length	Height/Depth	Width
RVACCT1-CRTL	82	33	83
RVARGB-CRTL	82	33	83
RVARGBW-CRTL	91	24	92

PRODUCT

	RVACCT1-CRTL	RVARGB-CRTL	RVARGBW-CRTL
Total Power (W):	432	432	576
Total Voltage (V):	12-24	12-24	12-24
Housing Colour:	Black	Black	Black
Weight (kg):	0.3	0.3	0.3
Carton Qty:	30	30	40
Trade:	€76.30	€76.30	€150.80



Scan here for more product information and options

LED FLEXI-STRIP VEGAS LED WALL PANEL CONTROLLERS



VEGAS WALL PANEL CONTROLLER, SINGLE COLOUR

- Complete with wall mounted touch panel
- Max. distance between wall panel and controller of up to 20m
- Use with VEGAS range of drivers
- Current: 3 channels x 10A
- Connection mode: common anode



VEGAS WALL PANEL CONTROLLER, RGB

- Complete with wall mounted touch panel
- Max. distance between wall panel and controller of up to 20m
- Use with VEGAS range of drivers
- Current: 3 channels x 10A
- Connection mode: common anode



VEGAS WALL PANEL CONTROLLER, RGB + WHITE

- Complete with wall mounted touch panel
- Max. distance between wall panel and controller of up to 20m
- Use with VEGAS range of drivers
- Current: 4 channels x 8A
- Connection mode: common anode:



WARRANTY IP RATING SAFETY CLASS

DIMENSIONS (mm)	Length	Height/Depth	Width
RVACCT1-WP	86	34	86
RVARGB-WP	86	34	86
RVARGBW-WP	86	34	86

PRODUCT

	RVACCT1-WP	RVARGB-WP	RVARGBW-WP
Total Power (W):	720	720	768
Total Voltage (V):	12-24	12-24	12-24
Weight (kg):	0.41	0.41	0.3
Carton Qty:	33	33	33
Trade:	€172.10	€172.10	€188.50



Scan here for more product information and options

LED FLEXI-STRIP VEGAS LED 4 CHANNEL RECEIVER



CONSTRUCTION:

- White ABS housing
- Large screw terminals

FEATURES & BENEFITS:

- 4 channel receiver suitable for entire VEGAS range
- For use with RVA4Z-RC remote controller
- 4 independently programmable zones allowing complex lighting scenes
- 2.4GHz RF technology providing up to 20m operation range
- Pulse Width Modulation dimmin



PRODUCT

Housing Colour:

RVA4CH-REC

White

Weight (kg):

0.1

Carton Qty:

10

Trade:

€82.00

DIMENSIONS (mm)

RVA4CH-REC

Length

160

Height/Depth

25

Width

46



Scan here for more product information and options

LED FLEXI-STRIP VEGAS LED 4 ZONES RF REMOTE



PRODUCT

Housing Colour:	RVA4Z-RC Black
Weight (kg):	0.095
Carton Qty:	10
Trade:	€62.30

DIMENSIONS (mm)	Length	Height/Depth	Width
RVA4Z-RC	150	20	40

CONSTRUCTION:

- Black ABS housing
- 2xAAA battery powered

FEATURES & BENEFITS:

- Remote control suitable for entire VEGAS range
- 4 independently programmable zones allowing complex lighting scenes
- 2.4GHz RF technology providing up to 20m operation range
- Pulse Width Modulation dimming technology
- Requires 2xAAA battery (not supplied)



Scan here for more product information and options

LED FLEXI-STRIP VEGAS AMPLIFIER SINGLE COLOUR

CONSTRUCTION:

- Powder coated pressed steel housing
- Large screw terminals
- Screw slots allowing surface mounting

FEATURES & BENEFITS:

- Signal amplifier for synchronous operation over long distance
- Use with ROBUS VEGAS LED drivers
- Only required when single colour flex-strip is dimmed for systems over 10m
- IP rated enclosure available (RVBIP2)
- Working voltage: 12-24VDC
- Current: 6A x 2 channel
- Connection mode: Common Anode



WARRANTY IP RATING SAFETY CLASS DIMMABLE

PRODUCT

	RVACCT1-AMP
Total Power (W):	288
Housing Colour:	Black
Weight (kg):	0.13
Carton Qty:	50
Trade:	€59.90

DIMENSIONS (mm)	Length	Height/Depth	Width
RVACCT1-AMP	80	34	73



Scan here for more product information and options

NEW
for 2023



PRODUCT	RVARGB-AMP	RVARGBW-AMP
Total Power (W):	432	768
Housing Colour:	Black	Black
Weight (kg):	0.13	0.18
Carton Qty:	50	54
Trade:	€59.90	€82.00

DIMENSIONS (mm)	Length	Height/Depth	Width
RVARGB-AMP	80	34	73
RVARGBW-AMP	94	24	92

LED FLEXI-STRIP VEGAS AMPLIFIER - RGB & RGBW

CONSTRUCTION:

- Powder coated pressed steel housing
- Large screw terminals
- Screw slots allowing surface mounting

FEATURES & BENEFITS:

- Signal amplifier for synchronous operation over long distance
- Use with ROBUS VEGAS LED drivers
- Required for lengths longer than 5m RGB
- IP rated enclosure available (RVBIP2)
- Working voltage: 12-24VDC
- Current: 6A x 2 Channel output power 216/432W
- Connection mode: Common Anode



Scan here for more
product information
and options

LED FLEXI-STRIP VEGAS DMX

NEW
for 2023



VEGAS WALL PANEL CONTROLLER, SINGLE COLOUR

- Complete with wall mounted touch panel
- Max. distance between wall panel and controller of up to 20m
- Use with VEGAS range of drivers
- Current: 3 channels x 10A
- Connection mode: common anode



VEGAS WALL PANEL CONTROLLER, RGB

- Complete with wall mounted touch panel
- Max. distance between wall panel and controller of up to 20m
- Use with VEGAS range of drivers
- Current: 3 channels x 10A
- Connection mode: common anode



VEGAS WALL PANEL CONTROLLER, RGB + WHITE

- Complete with wall mounted touch panel
- Max. distance between wall panel and controller of up to 20m
- Use with VEGAS range of drivers
- Current: 4 channels x 8A
- Connection mode: common anode:



DIMENSIONS (mm)	Length	Height/Depth	Width
EX5	86	36	86
EX8S	86	36	86
LT-854-5A	175	33	42

PRODUCT

	EX5	EX8S	LT-854-5A
Total Power (W):	NA	NA	480
Total Voltage (V):	12-24	12-24	12-24
Weight (kg):	0.27	0.27	0.31
Carton Qty:	1	1	1
Trade:	€202.90	€334.30	€182.90



Scan here for more product information and options

LED FLEXI-STRIP WIFI CONTROLLER



- Single colour dimming controller
- Controlled by the ROBUS CONNECT App via Wi-Fi
- Multiple controllers can be controlled via the App
- Compatible with Google Home and Amazon's Alexa voice control
- 12-24V DC supply - the controller works with the full

- Colour changing and dimming CCT2 tunable controller
- Smart device enabled, works with iOS and Android via the Robus Connect app
- Connects with Amazon Alexa and Google Home via Wi-Fi with no need for a hub
- Multiple Controllers can be controlled via s

PRODUCT	RVACCT1-WIFI
Total Power (W):	120 240
Operating Voltage:	12-24
Housing Colour:	White
Weight (kg):	0.042
Carton Qty:	100
Trade:	€65.60

PRODUCT	RVACCT2-WIFI
Total Power (W):	120 240
Operating Voltage:	12-24
Housing Colour:	White
Weight (kg):	0.042
Carton Qty:	100
Trade:	€65.60

- RGB dimming controller
- Controlled by the ROBUS CONNECT App via Wi-Fi
- Multiple controllers can be controlled via the App
- Compatible with Google Home and Amazon's Alexa voice control
- 12-24V DC supply - the controller works with the full range of

- RGBW dimming controller
- Controlled by the ROBUS CONNECT App via WiFi
- Multiple controllers can be controlled via the App
- Compatible with Google Home and Amazon's Alexa voice control
- 12-24V DC supply - the controller works with the full range of

PRODUCT	RVARGB-WIFI
Total Power (W):	120 240
Operating Voltage:	12-24
Housing Colour:	White
Weight (kg):	0.042
Carton Qty:	100
Trade:	€65.60

PRODUCT	RVARGBW-WIFI
Total Power (W):	120 240
Operating Voltage:	12-24
Housing Colour:	White
Weight (kg):	0.042
Carton Qty:	100
Trade:	€68.90

DIMENSIONS (mm)	Length	Height/Depth	Width
RVACCT1-WIFI	99	21	39
RVACCT2-WIFI	99	21	39
RVARGB-WIFI	99	21	39
RVARGBW-WIFI	99	21	39



Scan here for more product information and options

LED FLEXI-STRIP VEGAS LED ACCESSORIES



20WAG 2 CORES DC LINES WIRE FOR SINGLE COLOUR LED STRIP, 50M

PRODUCT	RVACCT1W50
Reel Length (mm):	50
Trade:	€4.00



20WAG 4 CORES DC LINES WIRE FOR RGB LED STRIP, 50M

PRODUCT	RVARGBW50
Reel Length (mm):	50
Trade:	€6.60



22WAG 5 CORES DC LINES WIRE FOR RGBW LED STRIP, 50M

PRODUCT	RVARGBWW50
Reel Length (mm):	50
Trade:	€8.00



VEGAS IP RATED BOX

PRODUCT	DESCRIPTION	TRADE
RVBIP1	Small	€31.00
RVBIP2	Large	€31.00



Scan here for more product information and options

VEGAS LED FLEXI-STRIP
ENABLE IRELAND, CORK, IRELAND



LED FLEXI-STRIP ATLANTIC AC STRIP



CONSTRUCTION:

- Full PVC construction
- Copper Substrate FPC PCB

3 YRS WARRANTY	30000 HRS RATED HOURS	101-105 LmW LUMENS PER W	IP 65 IP RATING	110° BEAM ANGLE	3000 4000 CCT	SAFETY CLASS	DIMMABLE	20CM CUTTING POINTS
--------------------------	------------------------------------	---------------------------------------	---------------------------	---------------------------	-------------------------	---------------------	-----------------	-------------------------------

MAX 50M MAX LENGTH	80 LEDS/M LEDS PER METER
---------------------------------	---------------------------------------

FEATURES & BENEFITS:

- Full PVC construction with IP65 rating and high UV resistance making it suitable for indoor and outdoor applications
- Driverless design with on-board constant current IC driver and rectifier for direct 220-240V AC power supply - no need for additional drivers
- Over-voltage, over-current and over temperature protection with on-board IC driver
- Maximum run length of 50m with cut points every 20cm
- Available through the Cut to Length service offered by the ROBUS Conversions team
- AC Strip that passes EMC class C harmonics at wattages >25W

PRODUCT

	RAA8306550	RAA8406550
Cut to length:	RAA8306550-CUT	RAA8406550-CUT
Total Power (W):	8.3	8.1
Total Light Output (lm/M):	840	850
CCT (K):	3000	4000
CCT Selectable:	No	No
Colour of light:	White	White
CRI:	80	80
Reel Length (mm):	1000	1000
Weight per 1m (kg):	0.14	0.14
Carton Qty:	50	50
Price Per M:	€56.90	€56.90

DIMENSIONS (mm)	Length	Height/Depth	Width
RAA8306550	1000	7	16
RAA8406550	1000	7	16

ACCESSORIES

RAACP	ATLANTIC AC Strip Cut Pack
RAAHS15	ATLANTIC AC Strip Heat Shrink (150mm/5pcs per bag)
RAAS	ATLANTIC AC Strip Scissors Accessory



Scan here for more product information and options

ATLANTIC AC STRIP





ATLANTIC AC STRIP
BRINDABELLA BUSINESS PARK, AUSTRALIA



LED FLEXI-STRIP PULSE 12V DC LED FLEXI-STRIP



CONSTRUCTION:

- Copper substrate FPC strip PCB with silicone cover
- Complete with plug top power supply with 1.2m input cable
- Polycarbonate housing

WARRANTY	RATED HOURS	LUMENS PER W	IP RATING	OPERATING VOLTAGE	CCT	SAFETY CLASS	DIMMABLE	CUTTING POINTS

MAX LENGTH	LEDS PER METER

FEATURES & BENEFITS:

- Nothing else required
- No tools needed to install
- Has 24 modes of operation built into it
- Remotely dim, brighten, change the colours and colour changing effects with a simple press of a button
- Complete kit with total plug and play connectivity
- 5 metres cuttable RGB flexi-strip with integral adhesive tape and clips
- Pre-programmed RGB controller
- 36W regulated 12 VDC constant voltage driver

PRODUCT

	R5MSIK-CW	R5MSIK-RGB	R5MSIK-WW
Total Power (W):	24	24	24
Total Light Output (lm/M):	1250	NA	1200
CCT (K):	4000	NA	3000
CCT Selectable:	No	No	No
Colour of light:	White	RGB	White
CRI:	70	NA	70
Reel Length (mm):	5000	5000	5000
Weight per 1m (kg):	0.5	0.5	0.5
Carton Qty:	10	10	10
Trade:	€78.20	€106.70	€78.20

DIMENSIONS (mm)

	Length	Height/Depth	Width
R5MSIK-CW	5000	2.5	10
R5MSIK-RGB	5000	2	10
R5MSIK-WW	5000	2	10



Scan here for more product information and options



PRODUCT

Total Power (W):	72	RPUPIR-01
Loading (W):	72	
Time Settings:	10min	
Lux Settings:	15lx	
Motion Detection Area:	6	
Weight per 1m (kg):	0.05	
Carton Qty:	80	
Trade:	€49.40	

DIMENSIONS (mm)	Length	Height/Depth	Width
RPUPIR-01	350	26	50

LED FLEXI-STRIP PULSE 12VDC LED PIR

CONSTRUCTION:

- Polycarbonate housing and sensor dome
- Prewired with 2x150mm flex with jack-type connectors

FEATURES & BENEFITS:

- Suitable for use with Pulse LED strip light kits
- Detection angle of 100°
- Time delay 10min, lux setting 15lux
- Maximum mounting height of 5m
- Maximum detection range 3m
- Operating voltage of 12-24V DC
- Complete with mounting screws and 3M™ double sided adhesive
- Wide operating temperature range of -20°C to +40°C



Scan here for more product information and options

LED FLEXI-STRIP PULSE CONNECT

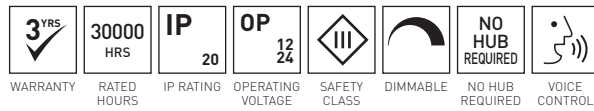


CONSTRUCTION:

- Polycarbonate housing
- Prewired with 150mm flex with jack-type connector

FEATURES & BENEFITS:

- PULSE CONNECT 96W WIFI CONTROLLER IP20 SINGLE COLOUR AND RGB
- This WIFI Single Colour or RGB Dimming Controller works with a selection of ROBUS PULSE LED Flexi-strip drivers and LED Flexi-strip. Once wired, simply attach the ROBUS PULSE LED Flexi-strip to any surface you desire - under cabinets, window displays, kitchen islands etc. Control multiple controllers at once using the ROBUS CONNECT App.



PRODUCT	R5MCCT1-WIFI	R5MRGB-WIFI
Total Power (W):	<1	<1
Weight (kg):	0.016	0.016
Carton Qty:	250	250
Trade:	€64.00	€64.00

DIMENSIONS (mm)	Length	Height/Depth	Width
R5MCCT1-WIFI	204	10	23
R5MRGB-WIFI	204	10	23



Scan here for more product information and options



LED FLEXI-STRIP PULSE CONNECT STRIP KIT

CONSTRUCTION:

- Copper substrate FPC strip PCB with silicone cover
- Complete with plug top power supply with 1.2m input cable
- Polycarbonate housing

3 YRS	30000 HRS	31 LmW	IP 20	OP 220 240	3000			NO HUB REQUIRED	
WARRANTY	RATED HOURS	LUMENS PER W	IP RATING	OPERATING VOLTAGE	CCT	SAFETY CLASS	DIMMABLE	NO HUB REQUIRED	VOICE CONTROL

FEATURES & BENEFITS:

- PULSE CONNECT 5M IP20 LED STRIPKIT – CCT2 TUNABLE & RGBW (RGB+3000K)
Complete with 5M LED Flexi-strip, driver and WIFI controller, everything you need to get set up without buying any additional accessories. Available in Tunable White and RGBW. If you select the ROBUS RGBW PULSE LED Flexistrip Kit, you'll be able to create a classic under cabinet glow, a disco in the kitchen and any scene in between.

PRODUCT

R5MSIK-RGBW

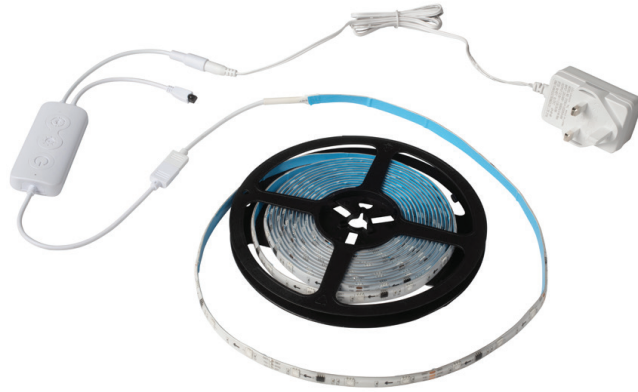
Total Power (W):	22.4
Total Light Output (lm/M):	690
CCT (K):	3000
CRI:	80
Weight (kg):	0.38
Carton Qty:	10
Trade:	€181.40

DIMENSIONS (mm)	Length	Height/Depth	Width
R5MSIK-RGBW	5000	3	12



Scan here for more product information and options

LED FLEXI-STRIP PULSE CONNECT DIGITAL STRIP KIT

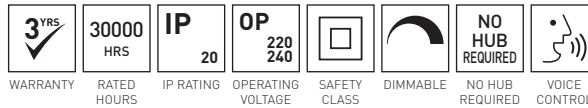


CONSTRUCTION:

- Copper substrate FPC strip PCB with silicone cover
- Complete with plug top power supply with 1.2m input cable
- Polycarbonate housing

FEATURES & BENEFITS:

- PULSE CONNECT 5M DIGITAL LED STRIP KIT RGB IP44
The 5M PULSE DIGITAL LED Strip kit comes complete with everything you need to install. The digital kit gives fully animated scenes and chase sequences, with a built in microphone the strip can react to any music or sounds playing. Control it from the included remote or with the ROBUS CONNECT app where you can make your own sequences to match your occasion.



PRODUCT

	R5MSIK-RGBD
Total Power (W):	24
Total Light Output (lm/M):	NA
CCT (K):	NA
CRI:	NA
Weight (kg):	0.33
Carton Qty:	40
Trade:	€157.40

DIMENSIONS (mm)	Length	Height/Depth	Width
R5MSIK-RGBD	5000	2	10



Scan here for more product information and options

**PULSE CONNECT
DIGITAL STRIP KIT**



LED FLEXI-STRIP EXTRUSIONS FOR LED FLEXI-STRIP



ANGLED, 45°

- 45° angled extrusion for use in corner installations
- Anodised aluminium
- Supplied in 2m lengths complete with end caps and mounting clips

PRODUCT	REXA172-23
Carton Qty:	30
Trade:	€78.00

DIMENSIONS (mm)	Length	Height/Depth	Width
REXA172-23	2000	18	26



CIRCULAR, 24MM

- Circular extrusion with push on PC diffuser. Suitable for suspension or surface mounting
- Anodised aluminium
- Supplied in 2m lengths complete with end caps, suspension 1m wires and mounting clips

PRODUCT	REXC242-23
Carton Qty:	30
Trade:	€115.40

DIMENSIONS (mm)	Length	Diameter
REXC242-23	2000	24



PLASTER-IN PROFILE, 14MM HEIGHT, 20.7MM WIDTH

- Anodised aluminium profile with polycarbonate opal diffuser
- Supplied in 2m lengths
- Complete with mounting screws and end caps

PRODUCT	REXP142-23
Carton Qty:	20
Trade:	€87.70

DIMENSIONS (mm)	Length	Height/Depth	Width
REXP142-23	2000	14	20.7



RECESSED, 9.6MM DEEP, 16MM INNER WIDTH

- Low profile recessed extrusion with push on PC diffuser
- Wide enough to fit all Vegas and Macau strip (including VEGAS RGBW IP67) and new IP20 connectors
- Anodised aluminium
- Supplied in 2m lengths complete with end caps

PRODUCT	REXR092-23
Carton Qty:	30
Trade:	€30.90

DIMENSIONS (mm)	Length	Height/Depth	Width
REXR092-23	2000	9.5	18



RECESSED, 21.7MM DEEP, 20.4MM INNER WIDTH

- Recessed extrusion with push on PC diffuser
- Deep enough to create a dotless effect when using VEGAS strip and wide enough to fit ATLANTIC AC strip
- Anodised aluminium
- Supplied in 2m lengths complete with end caps

PRODUCT	REXR212-23
Carton Qty:	20
Trade:	€48.60

DIMENSIONS (mm)	Length	Height/Depth	Width
REXR212-23	2000	21	30



Scan here for more product information and options

LED FLEXI-STRIP EXTRUSIONS FOR LED FLEXI-STRIP



RECESSED/SUSPENDED, 52MM

- Recessed extrusion with push on PC diffuser
- Anodised aluminium
- Supplied in 2m lengths complete with end caps, suspension wires
- suitable for both recessed and suspended applications

PRODUCT	REXR522-23
Carton Qty:	30
Trade:	€197.50

DIMENSIONS (mm)	Length	Height/Depth	Width
REXR522-23	2000	52	35



SURFACE, 9.6MM DEEP, 16MM INNER WIDTH

- Low profile surface mounted extrusion with push on PC diffuser
- Wide enough to fit all Vegas and Macau strip (including VEGAS RGBW IP67) and new IP20 connectors
- Anodised aluminium
- Supplied in 2m lengths complete with end caps and mounting clips

PRODUCT	REXS092-23
Carton Qty:	30
Trade:	€22.20

DIMENSIONS (mm)	Length	Height/Depth	Width
REXS092-23	2000	9.5	18



SURFACE MOUNTED, 21.7MM DEEP, 20.4MM INNER WIDTH

- Surface mounted extrusion with push on PC diffuser
- Deep enough to create a dotless effect when using VEGAS strip and wide enough to fit ATLANTIC AC strip
- Supplied in 2m lengths complete with end caps and mounting clips

PRODUCT	REXS212-23
Carton Qty:	20
Trade:	€46.70

DIMENSIONS (mm)	Length	Height/Depth	Width
REXS212-23	2000	21	23.5



MOUNTING CLIP FOR REXS212-23

- Mounting Clip For REXS212-23

PRODUCT	REXS212-C
Carton Qty:	1
Trade:	€2.60

DIMENSIONS (mm)	Height/Depth	Width
REXS212-C	21	23.5



WALKOVER, 7MM

- Extrusion for use in walk over applications
- Push on PC diffuser
- Anodised aluminium
- Supplied in 1m lengths complete with end caps and mounting clips

PRODUCT	REXSW071-23
Carton Qty:	100
Trade:	€21.00

DIMENSIONS (mm)	Length	Height/Depth	Width
REXSW071-23	2000	7	18



Scan here for more product information and options

LED FLEXI-STRIP EXTRUSIONS FOR LED FLEXI-STRIP END CAPS AND CLIPS



REXR522-EC



REXA172-EC



REXC242-EC



REXR212-EC



REXS092-C



REXS092-EC



REXS212-EC

PRODUCT	DESCRIPTION	PACK QTY	TRADE
REXR522-EC	End Cap For REXR522-23 Extrusion, No Hole	1	€1.80
REXA172-EC	End Cap For REXA172-23 Extrusion, No Hole	1	€1.80
REXC242-EC	End Cap For REXC242-23 Extrusion, No Hole	1	€1.80
REXR092-EC	End Cap For REXR092-23 Extrusion No Hole	1	€1.90
REXR212-EC	End Cap For REXR212-23 Extrusion No Hole	1	€1.90
REXS092-C	Mounting Clip For REXS092-23 Extrusion	1	€1.80
REXS092-EC	End Cap For REXS092-23 Extrusion No Hole	1	€1.90
REXS212-EC	End Cap For REXS212-23 Extrusion No Hole	1	€1.90

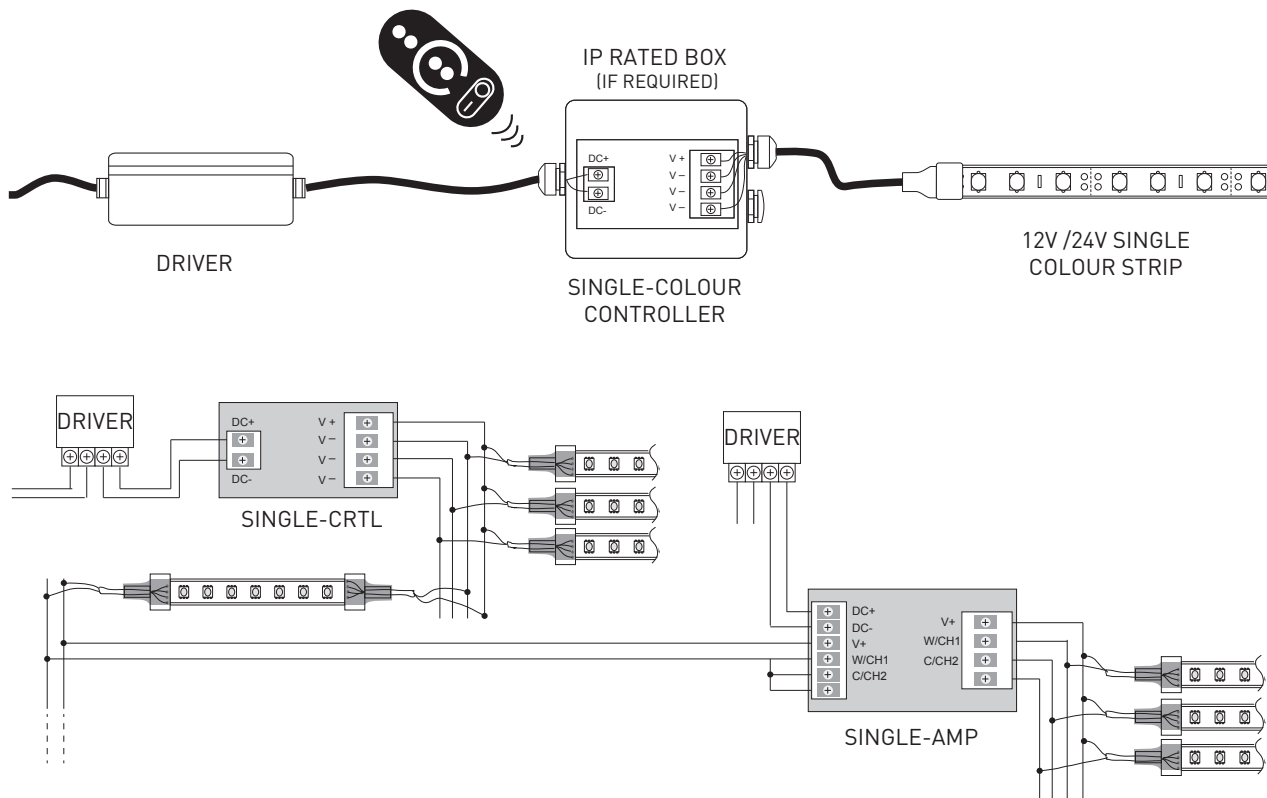


Scan here for more
product information
and options



LED FLEXI-STRIP VEGAS 12V LED WHITE

HOW TO CONNECT 12V VEGAS SINGLE COLOUR LED FLEXI-STRIP WITH CONTROLLER AND POWER SUPPLY



EXAMPLE INSTALLATION SINGLE COLOUR CONTROLLER - 10M VEGAS IP20 4.8W/M STRIP

	CODE	2M	5M	10M	11-20M	21-30M	31-40M	41-50M
LED Strip	RVA48X02050	1	1	1	2	3	4	5
Single Colour Controller	RVACCT1-CRTL	1	1	1	1	1	1	1
Single Colour Amplifier	RVACCT1-AMP	0	0	0	1	2	3	4
12V CV Non-Dim LED Driver 15W	RVA1512-PSU	1	0	0	0	0	0	0
12V CV Non-Dim LED Driver 30W	RVA3012-PSU	0	1	0	0	0	0	0
12V CV Non-Dim LED Driver 60W	RVA6012-PSU	0	0	1	2	3	4	5

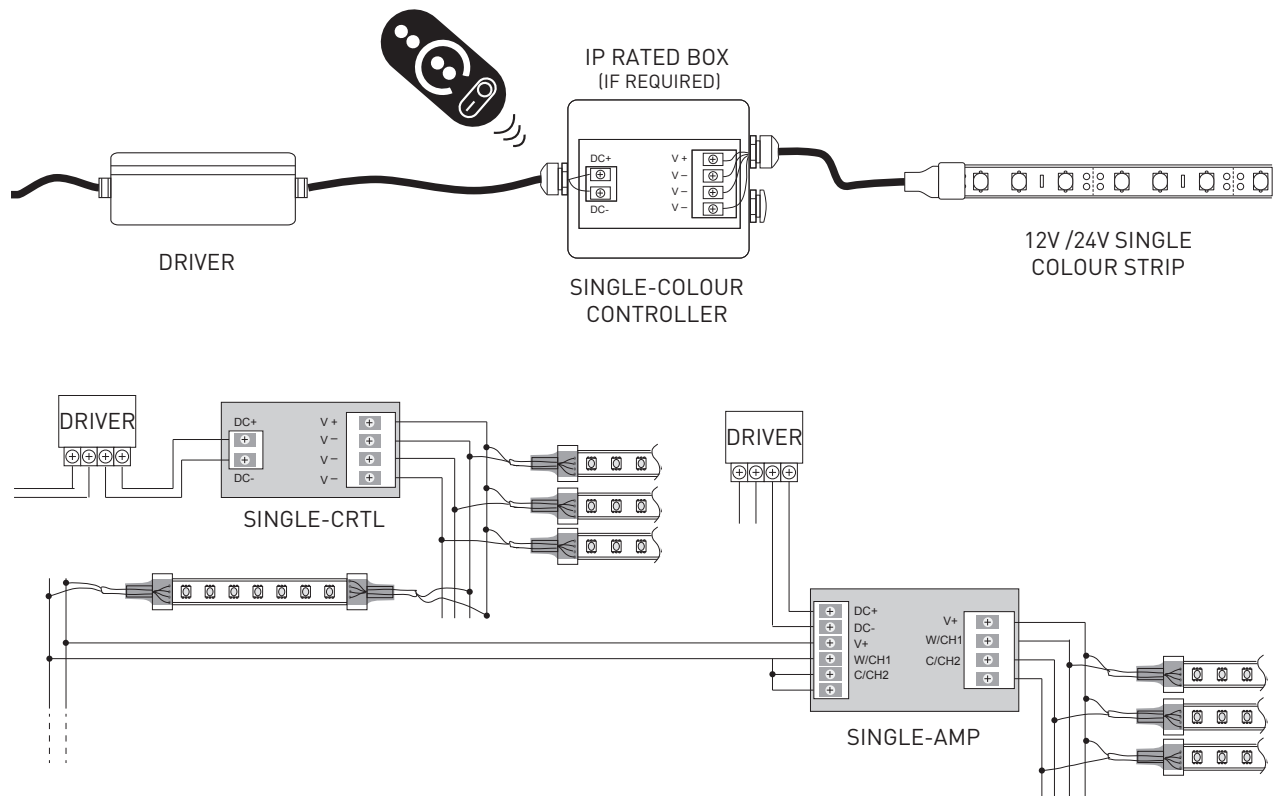
Note: Controller and amplifier only required for white flexi-strip that is to be dimmed.

EXAMPLE INSTALLATION SINGLE COLOUR CONTROLLER - 10M VEGAS 4.8W/M 12V STRIP IP67

	CODE	2M	5M	10M	11-20M	21-30M	31-40M	41-50M
LED Strip	RVA48X06730	1	1	1	2	3	4	5
Single Colour Controller	RVACCT1-CRTL	1	1	1	1	1	1	1
Single Colour Amplifier	RVACCT1-AMP	0	0	0	1	2	3	4
12V CV Non-Dim LED Driver 60W IP67	RVA6012IP67N-PSU	1	1	1	2	3	4	5
IP Rated Box	RVBIP2	1	1	1	2	3	4	5

LED FLEXI-STRIP VEGAS 24V LED WHITE

HOW TO CONNECT 24V VEGAS SINGLE COLOUR LED FLEXI-STRIP WITH CONTROLLER AND POWER SUPPLY



EXAMPLE INSTALLATION SINGLE COLOUR CONTROLLER - 10M VEGAS IP20 9.6W/M STRIP

	CODE	2M	5M	10M	11-20M	21-30M	31-40M	41-50M
LED Strip	RVA96X02050	1	1	1	2	3	4	5
Single Colour Controller	RVACCT1-CRTL	1	1	1	1	1	1	1
Single Colour Amplifier	RVACCT1-AMP	0	0	0	1	2	3	4
24V CV Non-Dim LED Driver 30W	RVA3024-PSU	1	0	0	0	0	0	0
24V CV Non-Dim LED Driver 60W	RVA6024-PSU	0	1	0	0	0	0	0
24V CV Non-Dim LED Driver 100W	RVA10024-PSU	0	0	1	2	3	4	5

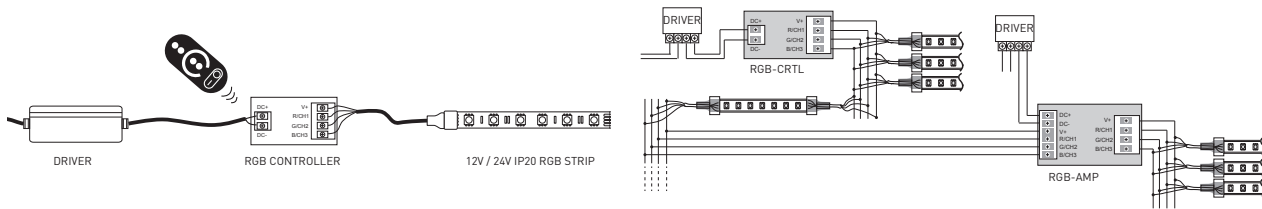
Note: Controller and amplifier only required for white flexi-strip that is to be dimmed.

EXAMPLE INSTALLATION SINGLE COLOUR CONTROLLER - 10M VEGAS 4.8W/M 12V STRIP IP67

	CODE	2M	5M	10M	11-20M	21-30M	31-40M	41-50M
LED Strip	RVA96X06730	1	1	1	2	3	4	5
Single Colour Controller	RVACCT1-CRTL	1	1	1	1	1	1	1
Single Colour Amplifier	RVACCT1-AMP	0	0	0	1	2	3	4
24V CV Non-Dim LED Driver 50W IP67	RVA6024IP67N-PSU	1	1	1	2	3	4	5
IP Rated Box	RVBIP2	1	1	1	2	3	4	5

LED FLEXI-STRIP VEGAS 24V RGB LED

HOW TO CONNECT 12V/24V VEGAS RGB LED FLEXI-STRIP WITH CONTROLLER AND POWER SUPPLY



Note: The signal to the amp can come from any part of the system where the RGB and common are available.

EXAMPLE INSTALLATION RGB CONTROLLER - 5M VEGAS RGB IP20 7.2W/M 12V STRIP

	CODE	2M	5M	10M	11-15M	16-20M	21-25M	26-30M
LED Strip	RVA72RGB2050	1	1	2	3	4	5	6
RGB Controller	RVARGB-CRTL	1	1	1	1	1	1	1
RGB Amplifier	RVARGB-AMP	0	0	1	2	3	4	5
12V CV Non-Dim LED Driver 30W	RVA3012-PSU	1	0	0	0	0	0	0
12V CV Non-Dim LED Driver 60W	RVA6012-PSU	0	1	2	3	4	5	6

EXAMPLE INSTALLATION RGB CONTROLLER - 5M VEGAS RGB IP20 14.4W/M 24V STRIP

	CODE	2M	5M	10M	11-15M	16-20M	21-25M	26-30M
LED Strip	RVA14RGB2050	1	1	2	3	4	5	6
RGB Controller	RVARGB-CRTL	1	1	1	1	1	1	1
RGB Amplifier	RVARGB-AMP	0	0	1	2	3	4	5
24V CV Non-Dim LED Driver 30W	RVA3024-PSU	1	0	0	0	0	0	0
24V CV Non-Dim LED Driver 100W	RVA10024-PSU	0	1	2	3	4	5	6

EXAMPLE INSTALLATION RGB CONTROLLER - 5M VEGAS RGB 7.2W/M 12V STRIP IP67

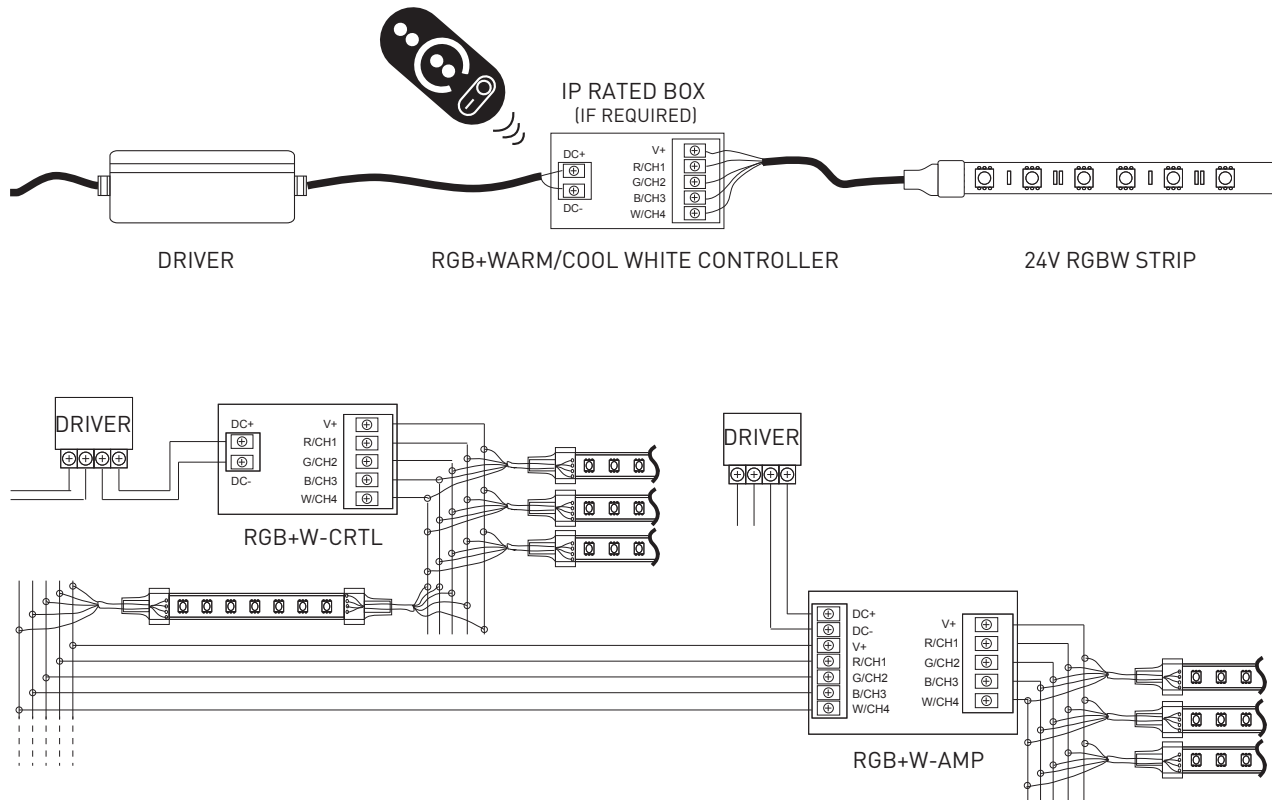
	CODE	2M	5M	5-10M	11-15M	16-20M	21-25M	26-30M
LED Strip	RVA72RGB6730	1	1	2	3	4	5	6
RGB Controller	RVARGB-CRTL	1	1	1	1	1	1	1
RGB Amplifier	RVARGB-AMP	0	0	1	2	3	4	5
12V CV Non-Dim LED Driver 60W IP67	RVA6012IP67N-PSU	1	1	2	3	4	5	6
IP Rated Box	RVBIP2	1	1	2	3	4	5	6

EXAMPLE INSTALLATION RGB CONTROLLER - 5M VEGAS RGB 14.4W/M 24V STRIP IP67

	CODE	2M	5M	5-10M	11-15M	16-20M	21-25M	26-30M
LED Strip	RVA14RGB6730	1	1	2	3	4	5	6
RGB Controller	RVARGB-CRTL	1	1	1	1	1	1	1
RGB Amplifier	RVARGB-AMP	0	0	1	2	3	4	5
24V CV Non-Dim LED Driver 60W IP67	RVA6024IP67N-PSU	1	0	0	0	0	0	0
24V CV Non-Dim LED Driver 100W IP67	RVA10024IP67-PSU	0	1	2	3	4	5	6
IP Rated Box	RVBIP2	1	1	2	3	5	5	6

LED FLEXI-STRIP VEGAS 24V RGBW LED

HOW TO CONNECT 24V VEGAS RGBW LED FLEXI-STRIP WITH CONTROLLER AND POWER SUPPLY



Note: The signal to the amp can come from any part of the system where the RGBW and common are available.

EXAMPLE INSTALLATION RGBW CONTROLLER - 5M VEGAS RGBW 12W/M 24V STRIP IP67

	CODE	2M	5M	5-10M	11-15M	16-20M	21-25M	26-30M
LED Strip	RVA12RBW6710-x0	1	1	2	3	4	5	6
RGBW Controller	RVARGBW-CRTL	1	1	1	1	1	1	1
RGBW Amplifier	RVARGBW-AMP	0	0	1	2	3	4	5
24V CV Non-Dim LED Driver 60W IP67	RVA6024IP67N-PSU	1	0	0	0	0	0	0
24V CV Non-Dim LED Driver 100W IP67	RVA10024IP67-PSU	0	1	2	3	4	5	6
IP Rated Box	RVBIP2	1	1	2	3	4	5	6

EXAMPLE INSTALLATION RGBW CONTROLLER - 5M VEGAS RGBW 12W/M 24V STRIP IP67

	CODE	2M	5M	5-10M	11-15M	16-20M	21-25M	26-30M
LED Strip	RVA12RBW2030-x0	1	1	2	3	4	5	6
RGBW Controller	RVARGBW-CRTL	1	1	1	1	1	1	1
RGBW Amplifier	RVARGBW-AMP	0	0	1	2	3	4	5
24V CV Non-Dim LED Driver 60W IP67	RVA6024-PSU	1	0	0	0	0	0	0
24V CV Non-Dim LED Driver 100W IP67	RVA10024-PSU	0	1	2	3	4	5	6

LED FLEXI-STRIP DRIVER COMPATIBILITY LIST

DRIVER COMPATIBILITY LIST FOR SINGLE COLOUR LED FLEXI-STRIP

CODE	DESCRIPTION	METERS PER DRIVER
DIMMABLE 12V, IP20 FOR SINGLE COLOUR 4.8W/M LED FLEXI-STRIP		
RVA3012DU-PSU	VEGAS 30W, 12V, IP20 driver, triac dimmable	1m – 6m
RVA5012DU-PSU	VEGAS 50W, 12V, IP20 driver, triac dimmable	7m – 10m
RVA7512DU-PSU	VEGAS 75W, 12V, IP20 driver, triac dimmable	11m – 15m
DIMMABLE 24V, IP20 FOR SINGLE COLOUR 9.6W/M LED FLEXI-STRIP		
RVA3024DU-PSU	VEGAS 30W, 24V, IP20 driver, triac dimmable	1m – 3m
RVA5024DU-PSU	VEGAS 50W, 24V, IP20 driver, triac dimmable	4m – 5m
RVA7524DU-PSU	VEGAS 75W, 24V, IP20 driver, triac dimmable	6m – 7m
DIMMABLE 24V, IP20 FOR SINGLE COLOUR 14W/M LED FLEXI-STRIP		
RVA3024DU-PSU	VEGAS 30W, 24V, IP20 driver, triac dimmable	1m-2m
RVA5024DU-PSU	VEGAS 50W, 24V, IP20 driver, triac dimmable	3m
RVA7524DU-PSU	VEGAS 75W, 24V, IP20 driver, triac dimmable	4m-5m

CODE	DESCRIPTION	METERS PER DRIVER
NON-DIMMABLE 12V, IP20 FOR SINGLE COLOUR 4.8W/M LED FLEXI-STRIP		
RVA1512-PSU	VEGAS 15W, 12V, IP20 constant voltage driver, non-dimmable	1m – 3m
RVA3012-PSU	VEGAS 30W, 12V, IP20 constant voltage driver, non-dimmable	4m – 6m
RVA6012-PSU	VEGAS 60W, 12V, IP20 constant voltage driver, non-dimmable	7m – 12m
RVA10012-PSU	VEGAS 100W, 12V, IP20 constant voltage driver, non-dimmable	13m – 20m
RVA18012-PSU	VEGAS 180W, 12V, IP20 constant voltage driver, non-dimmable	21m – 37m
NON-DIMMABLE 24V, IP20 FOR SINGLE COLOUR 9.6W/M LED FLEXI-STRIP		
RVA1524-PSU	VEGAS 15W, 24V, IP20 constant voltage driver, non-dimmable	1m
RVA3024-PSU	VEGAS 30W, 24V, IP20 constant voltage driver, non-dimmable	2m – 3m
RVA6024-PSU	VEGAS 60W, 24V, IP20 constant voltage driver, non-dimmable	4m – 6m
RVA10024-PSU	VEGAS 100W, 24V, IP20 constant voltage driver, non-dimmable	7m – 10m
RVA15024-PSU	VEGAS 150W, 24V, IP20 constant voltage driver, non-dimmable	11m – 15m
RVA25024-PSU	VEGAS 250W, 24V, IP20 constant voltage driver, non-dimmable	16m – 26m
RVA32024-PSU	VEGAS 320W, 24V, IP20 constant voltage driver, non-dimmable	27m – 33m
NON-DIMMABLE 24V, IP20 FOR SINGLE COLOUR 14W/M LED FLEXI-STRIP		
RVA3024-PSU	VEGAS 30W, 24V, IP20 constant voltage driver, non-dimmable	1m-2m
RVA6024-PSU	VEGAS 60W, 24V, IP20 constant voltage driver, non-dimmable	3m-4m
RVA10024-PSU	VEGAS 100W, 24V, IP20 constant voltage driver, non-dimmable	5m-6m
RVA15024-PSU	VEGAS 150W, 24V, IP20 constant voltage driver, non-dimmable	7m-10m
RVA25024-PSU	VEGAS 250W, 24V, IP20 constant voltage driver, non-dimmable	11m-17m
RVA32024-PSU	VEGAS 320W, 24V, IP20 constant voltage driver, non-dimmable	18m-21m

CODE	DESCRIPTION	METERS PER DRIVER
NON-DIMMABLE 12V, IP67 FOR SINGLE COLOUR 4.8 W/M LED FLEXI-STRIP		
RVA6012IP67N-PSU	VEGAS 60W, 12V, IP67 constant voltage driver, non-dimmable	1m – 12m
RVA10012IP67-PSU	VEGAS 100W, 12V, IP67 constant voltage driver, non-dimmable	13m – 20m
RVA20012IP67-PSU	VEGAS 200W, 12V, IP67 constant voltage driver, non-dimmable	21m – 41m
NON-DIMMABLE 24V, IP67 FOR SINGLE COLOUR 9.6 W/M LED FLEXI-STRIP		
RVA6024IP67N-PSU	VEGAS 60W, 24V, IP67 constant voltage driver, non-dimmable	1m – 6m
RVA10024IP67-PSU	VEGAS 100W, 24V, IP67 constant voltage driver, non-dimmable	7m – 10m
RVA20024IP67-PSU	VEGAS 200W, 24V, IP67 constant, voltage driver, non-dimmable	11m – 20m
NON-DIMMABLE 24V, IP67 FOR SINGLE COLOUR 14W/M LED FLEXI-STRIP		
RVA6024IP67N-PSU	VEGAS 60W, 24V, IP20 constant voltage driver, non-dimmable	1m-3m
RVA10024IP67-PSU	VEGAS 100W, 24V, IP20 constant voltage driver, non-dimmable	4m-6m
RVA20024IP67-PSU	VEGAS 150W, 24V, IP20 constant voltage driver, non-dimmable	7m-13m

LED FLEXI-STRIP DRIVER COMPATIBILITY LIST


DRIVER COMPATIBILITY LIST FOR RGB, RGBW LED FLEXI-STRIP

CODE	DESCRIPTION	METERS PER DRIVER
NON-DIMMABLE 12V, IP20 FOR RGB 7.2W/M LED FLEXI-STRIP		
RVA1512-PSU	VEGAS 15W, 12V, IP20 constant voltage driver, non-dimmable	1m – 2m
RVA3012-PSU	VEGAS 30W, 12V, IP20 constant voltage driver, non-dimmable	3m – 4m
RVA6012-PSU	VEGAS 60W, 12V, IP20 constant voltage driver, non-dimmable	5m – 8m
RVA10012-PSU	VEGAS 100W, 12V, IP20 constant voltage driver, non-dimmable	9m – 13m
RVA18012-PSU	VEGAS 180W, 12V, IP20 constant voltage driver, non-dimmable	14m – 25m
NON-DIMMABLE 24V, IP20 FOR RGB 14.4W/M LED FLEXI-STRIP		
RVA1524-PSU	VEGAS 15W, 24V, IP20 constant voltage driver, non-dimmable	1m
RVA3024-PSU	VEGAS 30W, 24V, IP20 constant voltage driver, non-dimmable	2m
RVA6024-PSU	VEGAS 60W, 24V, IP20 constant voltage driver, non-dimmable	3m – 4m
RVA10024-PSU	VEGAS 100W, 24V, IP20 constant voltage driver, non-dimmable	5m – 6m
RVA15024-PSU	VEGAS 150W, 24V, IP20 constant voltage driver, non-dimmable	7m – 10m
RVA25024-PSU	VEGAS 250W, 24V, IP20 constant voltage driver, non-dimmable	11m – 17m
RVA32024-PSU	VEGAS 320W, 24V, IP20 constant voltage driver, non-dimmable	18m – 22m

CODE	DESCRIPTION	METERS PER DRIVER
NON-DIMMABLE 12V, IP67 FOR RGB 7.2W/M LED FLEXI-STRIP		
RVA6012IP67N-PSU	VEGAS 60W, 12V, IP67 constant voltage driver, non-dimmable	1m – 8m
RVA10012IP67-PSU	VEGAS 100W, 12V, IP67 constant voltage driver, non-dimmable	9m – 13m
RVA20012IP67-PSU	VEGAS 200W, 12V, IP67 constant voltage driver, non-dimmable	14m – 26m
NON-DIMMABLE 24V, IP67 FOR RGB 14.4W/M LED FLEXI-STRIP		
RVA6024IP67N-PSU	VEGAS 60W, 24V, IP67 constant voltage driver, non-dimmable	1m – 4m
RVA10024IP67-PSU	VEGAS 100W, 24V, IP67 constant voltage driver, non-dimmable	5m – 6m
RVA20024IP67-PSU	VEGAS 200W, 24V, IP67 constant voltage driver, non-dimmable	7m – 13m

CODE	DESCRIPTION	METERS PER DRIVER
NON-DIMMABLE 24V, IP20 FOR RGBW 12W/M LED FLEXI-STRIP		
RVA1524-PSU	VEGAS 15W, 24V, IP20 constant voltage driver, non-dimmable	1m
RVA3024-PSU	VEGAS 30W, 24V, IP20 constant voltage driver, non-dimmable	2m
RVA6024-PSU	VEGAS 60W, 24V, IP20 constant voltage driver, non-dimmable	3m – 5m
RVA10024-PSU	VEGAS 100W, 24V, IP20 constant voltage driver, non-dimmable	6m – 8m
RVA15024-PSU	VEGAS 150W, 24V, IP20 constant voltage driver, non-dimmable	9m – 12m
RVA25024-PSU	VEGAS 250W, 24V, IP20 constant voltage driver, non-dimmable	13m – 20m
NON-DIMMABLE 24V, IP67 FOR RGBW 12W/M LED FLEXI-STRIP		
RVA6024IP67N-PSU	VEGAS 60W, 24V, IP67 constant voltage driver, non-dimmable	1m – 5m
RVA10024IP67-PSU	VEGAS 100W, 24V, IP67 constant voltage driver, non-dimmable	6m – 8m
RVA20024IP67-PSU	VEGAS 200W, 24V, IP67 constant voltage driver, non-dimmable	7m – 16m

DALI Dimmable option available via conversions for 24V VEGAS



TRACKS & PROJECTORS

374

TROY LED TRACK PROJECTOR

376

TREK LED TRACK PROJECTOR

378

TRAM LED TRACK PROJECTOR

380

ACORN SINGLE CIRCUIT
SPOTS & KITS

382

PETITE SINGLE CIRCUIT
SPOTS & KITS

384

TRACK

387

TRACK ACCESSORIES

TRACK & PROJECTORS

TROY LED TRACK PROJECTOR

CONSTRUCTION:

- Powder coated aluminium housing
- Polycarbonate lens, silver reflector and cover
- Polycarbonate Mechanical/Electrical track adapter
- FR-4 laminate PCB

FEATURES & BENEFITS:

- Modern looking attractive aesthetic
- Quality feel and finish
- Provides excellent heat dissipation for the
- LED's for longer life
- Exceptional lumen output with little depreciation over time
- High quality CITIZEN ELECTRONICS COB LED
- Solid state technology



3 YRS ✓	30000 HRS	96-99 LmW	IP 20	OP 220 240	A 40°	3000 4000	90°	350°	III
WARRANTY	RATED HOURS	LUMENS PER W	IP RATING	OPERATING VOLTAGE	BEAM ANGLE	CCT	TILT ANGLE	SWIVEL	SAFETY CLASS

DIMENSIONS (mm)	Length	Height/Depth	Width
RTY1030-01	97	132	65
RTY1030-04	97	132	65
RTY1040-01	97	132	65
RTY1040-04	97	132	65



Scan here for more product information and options

TRACK & PROJECTORS

TROY LED TRACK PROJECTOR

PRODUCT	RTY1030-01	RTY1030-04
Total Power (W):	9.7	9.7
Total Light Output (lm):	930	930
Efficacy (lm/cctW):	96	96
CCT (K)	3000	3000
CCT Selectable:	No	No
CRI:	80	80
Operating Temperature (°C):	-20+40	-20+40
Pre-Built Emergency:	No	No
Housing Colour:	White	Black
Weight (kg)	0.27	0.27
Carton Qty:	36	36
Trade:	€78.30	€78.30

PRODUCT	RTY1040-01	RTY1040-04
Total Power (W):	9.4	9.4
Total Light Output (lm):	930	930
Efficacy (lm/cctW):	99	99
CCT (K)	4000	4000
CCT Selectable:	No	No
CRI:	80	80
Operating Temperature (°C):	-20+40	-20+40
Pre-Built Emergency:	No	No
Housing Colour:	White	Black
Weight (kg)	0.27	0.27
Carton Qty:	36	36
Trade:	€81.80	€81.80

ECA eligible

SEAI approved

Triple E registered

TRACK & PROJECTORS

TREK LED TRACK PROJECTOR

CONSTRUCTION:

- Powder coated aluminium housing
- Polycarbonate lens, silver reflector and cover
- Polycarbonate Mechanical/Electrical track adapter
- FR-4 laminate PCB

FEATURES & BENEFITS:

- Modern looking attractive aesthetic
- Quality feel and finish
- Provides excellent heat dissipation for the LED's for longer life
- Exceptional lumen output with little depreciation over time
- High quality CITIZEN ELECTRONICS COB LED
- No ultra-violet or infra-red emitted in the light beam



3 YRS WARRANTY	30000 HR'S RATED HOURS	106 LmW LUMENS PER W	IP 20 IP RATING	OP 220 240 OPERATING VOLTAGE	A 38° BEAM ANGLE	4000 CCT	180° TILT ANGLE	350° SWIVEL	III SAFETY CLASS
--------------------------	-------------------------------------	-----------------------------------	------------------------------	--	-------------------------------	--------------------	---------------------------	-----------------------	----------------------------

PRODUCT	RTK1240-01	RTK1240-04
Total Power (W):	10.9	10.9
Total Light Output (lm):	1150	1150
Efficacy (lm/cctW):	106	106
CCT (K)	4000	4000
CCT Selectable:	No	No
CRI:	80	80
Operating Temperature (°C):	-20+40	-20+40
Pre-Built Emergency:	No	No
Housing Colour:	White	Black
Weight (kg)	0.42	0.42
Carton Qty:	20	20
Trade:	€120.90	€120.90

ECA eligible
SEAI approved
Triple E registered

DIMENSIONS (mm)	Length	Height/Depth	Width
RTK1240-01	100	166	62
RTK1240-04	100	166	62



Scan here for more product information and options

**TREK LED TRACK
PROJECTOR**



TRACK & PROJECTORS

TRAM LED TRACK PROJECTOR

CONSTRUCTION:

- Powder coated aluminium housing
- Polycarbonate lens, silver reflector and cover
- Polycarbonate Mechanical/Electrical track adapter

FEATURES & BENEFITS:

- Comparable to 35W metal halide fittings
- Suitable for use with ROBUS single circuit tracks
- Die cast aluminium and polycarbonate housing with polycarbonate reflector
- Wide operating ambient temperature range of -20°C to 40°C
- Adjustable rotation angle of 350° and tilt of 210°
- Dimmable range of 10-100%, adjustable via knob on driver's housing



3 YRS	30000 HRS	86-90 LmW	IP 20	OP 220 240	A 38°	3000 4000	210°	350°	III
WARRANTY	RATED HOURS	LUMENS PER W	IP RATING	OPERATING VOLTAGE	BEAM ANGLE	CCT	TILT ANGLE	SWIVEL	SAFETY CLASS

DIMENSIONS (mm)	Length	Height/Depth	Width
RTM2540-01	146	186	90
RTM2540-04	146	186	90
RTM3530-01	161	190	105
RTM3530-04	161	190	105
RTM3540-01	161	190	105
RTM3540-04	161	190	105



Scan here for more product information and options

TRACK & PROJECTORS TRAM LED TRACK PROJECTOR

PRODUCT	RTM2540-01	RTM2540-04	RTM3530-01	RTM3530-04
Total Power (W):	25	25	32.8	32.8
Total Light Output (lm):	2240	2240	2820	2820
Efficacy (lm/cctW):	90	90	86	86
CCT (K)	4000	4000	3000	3000
CCT Selectable:	No	No	No	No
CRI:	80	80	80	80
Operating Temperature (°C):	-20+40	-20+40	-20+40	-20+40
Pre-Built Emergency:	No	No	No	No
Housing Colour:	White	Black	White	Black
Weight (kg)	0.79	0.79	0.79	0.79
Carton Qty:	12	12	12	12
Trade:	€209.80	€209.80	€238.30	€238.30

PRODUCT	RTM3540-01	RTM3540-04
Total Power (W):	34.1	34.1
Total Light Output (lm):	3060	3060
Efficacy (lm/cctW):	90	90
CCT (K)	4000	4000
CCT Selectable:	No	No
CRI:	80	80
Operating Temperature (°C):	-20+40	-20+40
Pre-Built Emergency:	No	No
Housing Colour:	White	Black
Weight (kg)	0.79	0.79
Carton Qty:	12	12
Trade:	€245.40	€245.40

ECA eligible

SEAI approved

Triple E registered

TRACK & PROJECTORS

ACORN SINGLE CIRCUIT SPOTS & KITS

CONSTRUCTION:

- Simple twist and lock provides track head mechanical & electrical connection to track
- 1m length of polyester painted, extruded aluminium track
- 3 diecast aluminium heads inc 50W halogen lamps

FEATURES & BENEFITS:

- Suitable for use with GU10 halogen and LED lamps
- Die cast aluminium housing
- Polycarbonate track adaptor
- 90° adjustable tilt and 350° rotation angle
- Wide ambient temperature range of -20°C to +40°C



WARRANTY	RATED HOURS	IP RATING	OPERATING VOLTAGE	TILT ANGLE	SWIVEL	SAFETY CLASS

DIMENSIONS (mm)	Length	Height/Depth	Diameter	Width
R888GZ-01	88	134	55	-
R888GZ-13	88	134	55	-
R888GZ3-01	1000	160	-	35
R888GZ3-13	1000	160	-	35



Scan here for more product information and options

TRACK & PROJECTORS ACORN SINGLE CIRCUIT SPOTS & KITS

PRODUCT	R888GZ-01	R888GZ-13
Total Power (W):	50	50
Operating Temperature (°C):	-20+40	-20+40
Pre-Built Emergency:	No	No
Housing Colour:	White	Other
Weight (kg)	0.266	0.266
Carton Qty:	24	24
Trade:	€29.00	€34.80

PRODUCT	R888GZ3-01	R888GZ3-13
Total Power (W):	50	50
Operating Temperature (°C):	-20+40	-20+40
Pre-Built Emergency:	No	No
Housing Colour:	White	Other
Weight (kg)	1.55	1.55
Carton Qty:	6	6
Trade:	€104.30	€139.00

TRACK & PROJECTORS

PETITE SINGLE CIRCUIT SPOTS & KITS

CONSTRUCTION:

- Simple twist and lock provides track head mechanical & electrical connection to track
- 1m length of polyester painted, extruded aluminium track
- 3 diecast aluminium heads inc 50W halogen lamps

FEATURES & BENEFITS:

- High quality track finish which is light and easy to install
- Attractive good quality track heads complete with lamps
- Fast and simple installation requiring only one electrical supply
- Fittings can be installed at any point along the track
- Fittings have adjustable heads
- Additional fittings, lengths of track, joiners and direction changing accessories available



WARRANTY	RATED HOURS	IP RATING	OPERATING VOLTAGE	TILT ANGLE	SWIVEL	SAFETY CLASS

DIMENSIONS (mm)	Length	Height/Depth	Diameter	Width
RS806GZ-01	52	120	45	-
RS806GZ-13	52	120	45	-
RS806GZ3-13	1000	160	-	35



Scan here for more product information and options

TRACK & PROJECTORS PETITE SINGLE CIRCUIT SPOTS & KITS

PRODUCT	RS806GZ-01	RS806GZ-13
Total Power (W):	50	50
Operating Temperature (°C):	-20+40	-20+40
Pre-Built Emergency:	No	No
Housing Colour:	White	Other
Weight (kg)	0.433	0.433
Carton Qty:	24	24
Trade:	€29.00	€34.80

PRODUCT	RS806GZ3-13
Total Power (W):	50
Operating Temperature (°C):	-20+40
Pre-Built Emergency:	No
Housing Colour:	Other
Weight (kg)	1.73
Carton Qty:	6
Trade:	€127.50

TRACK & PROJECTORS

TRACK

CONSTRUCTION:

- Powder coated aluminium extrusion
- Copper conductor rails
- Live, neutral and earth conductors

FEATURES & BENEFITS:

- Available in Black, White and Brushed Chrome
- Sleek and sturdy design
- Suitable for mounting on most surfaces
- Lengths of track may be linked with accessories
- Tracks can be cut in order to reduce their length
- Can be suspended using the RTSK15 suspension kit



DIMENSIONS (mm)	Length	Height/Depth	Width
R1T-01	1000	18	35
R1T-04	1000	18	35
R1T-13	1000	18	35
R2T-01	2000	18	35
R2T-04	2000	18	35
R3T-01	3000	18	35
R3T-04	3000	18	35



Scan here for more product information and options

TRACK & PROJECTORS TRACK

PRODUCT	R1T-01	R1T-04	R1T-13	R2T-01
Weight (kg)	0.616	0.616	0.616	1.16
Carton Qty:	12	12	12	12
Trade:	€37.40	€39.20	€50.50	€72.60

PRODUCT	R2T-04	R3T-01	R3T-04
Weight (kg)	1.16	1.74	1.74
Carton Qty:	12	12	12
Trade:	€72.60	€92.30	€92.30

**ACORN SINGLE CIRCUIT
SPOTS & KITS**



TRACK & PROJECTORS

TRACK ACCESSORIES




FEATURES & BENEFITS:

- Injection moulded plastic adaptor with accessible screw terminals for mating fittings to single phase track

DIMENSIONS (mm)

	Length	Height/Depth	Width
RTA-01	35	35	35



FEATURES & BENEFITS:

- Injection moulded plastic power connection and blanking off piece for use with mains voltage track, single phase
- Accessible screw terminals

DIMENSIONS (mm)

	Length	Height/Depth	Width
RL-01	108	18	108
RL-04	108	18	108



FEATURES & BENEFITS:

- Power connection constructed from injection moulded plastic
- 20mm knock out at rear
- Accessible screw terminals

DIMENSIONS (mm)

	Length	Height/Depth	Width
RT-01	178	18	108
RT-04	178	18	108



FEATURES & BENEFITS:

- Power connection constructed from injection moulded plastic
- Can only be attached from the right side
- 20mm knock out at rear
- Accessible screw terminals

DIMENSIONS (mm)

	Length	Height/Depth	Width
RLE-01	108	18	35
RLE-04	108	18	35
RLE-13	108	18	35



FEATURES & BENEFITS:

- In line connector for single circuit track
- 20mm knock allows for wiring point into coupler
- Accessible screw terminals

DIMENSIONS (mm)

	Length	Height/Depth	Width
RC-01	178	18	35
RC-04	178	18	35
RC-13	178	18	35



FEATURES & BENEFITS:

- Easy to install kit allowing suspension of lighting tracks
- Suspension distance up to 1.5m
- Nickel-plated base with ABS cover

DIMENSIONS (mm)

	Length	Height/Depth	Width
RTSK15	1500	-	-




Scan here for more product information and options

**TROY & TREK LED
TRACK PROJECTORS**
SPECIALISED CONCEPT STORE, NORWICH







KITCHEN & FURNITURE

392

SPEAR CCT2 LED STRIPLIGHT

394

COMMODORE LED
CABINET LIGHT

397

ROYAL LED CABINET
DOWNLIGHT

KITCHEN & FURNITURE

SPEAR CCT2 LED STRIPLIGHT

CONSTRUCTION:

- White self-coloured polycarbonate housing
- Polycarbonate diffuser
- Polycarbonate mounting bracket
- FR-4 laminate PCB

FEATURES & BENEFITS:

- Provides a solution for all wall cabinet sizes replacing traditional T4 fluorescent
- The fittings can easily be hidden behind pelmet or cornice so the lighting effect is visible, but not the fitting
- Fittings can be globally switched or enables each fitting to be individually switched and colour temperature selected for preferred light colour and ambience
- Suitable for use in rooms that are not normally heated or have a high operational temperature



DIMENSIONS (mm)	Length	Height/Depth	Width
RLEDSTR10X-01	620	43	22
RLEDSTR14X-01	815	43	22
RLEDSTR3X-01	275	43	22
RLEDSTR4X-01	395	43	22
RLEDSTR8X-01	520	43	22

ACCESSORIES

RLSTR1000LEAD	Spear Link Lead 1000mm
RLSTR250LEAD	Spear Link Lead 250mm
RLSTR500LEAD	Spear Link Lead 500mm



Scan here for more product information and options

KITCHEN & FURNITURE

SPEAR CCT2 LED STRIPLIGHT

PRODUCT	RLEDSTR10X-01	RLEDSTR14X-01	RLEDSTR3X-01
Total Power (W):	9.4	13.5	3.3
Total Light Output (lm):	1090 1160	1570 1670	380 400
Efficacy (lm/cctW):	118 123	117 123	119-125
CCT (K)	3000 4000	3000 4000	3000 4000
CCT Selectable:	Selectable	Selectable	Selectable
CRI:	80	80	80
Weight (kg)	0.23	0.28	0.1
Carton Qty:	10	10	10
Trade:	€38.50	€41.90	€24.50

PRODUCT	RLEDSTR4X-01	RLEDSTR8X-01
Total Power (W):	4.3	6.7
Total Light Output (lm):	520 550	800 850
Efficacy (lm/cctW):	122 127	120 127
CCT (K)	3000 4000	3000 4000
CCT Selectable:	Selectable	Selectable
CRI:	80	80
Weight (kg)	0.14	0.19
Carton Qty:	10	10
Trade:	€27.80	€31.50

KITCHEN & FURNITURE

COMMODORE LED CABINET LIGHT

CONSTRUCTION:

- Carbon steel and aluminium housing
- White / Brushed chrome powder coating finish
- Polycarbonate diffuser
- Carbon steel bracket
- FR4 laminate PCB

FEATURES & BENEFITS:

- Strong and durable and won't easily chip if knocked
- Choice of colour finish to match or contrast most decors
- The fittings will operate in areas that are kept cold or hot such as display cases for items that may deteriorate if exposed to low or high ambient temperatures
- The head can be semi-recessed, or surface mounted in the base



3 YRS ✓	30000 HRS	83-88 LmW	IP 20	OP 220 240	A 110°	3000 4000	⏚
WARRANTY	RATED HOURS	LUMENS PER W	IP RATING	OPERATING VOLTAGE	BEAM ANGLE	CCT	SAFETY CLASS

DIMENSIONS (mm)	Height/Depth	Diameter
RCD2P530-01	32	71
RCD2P530-13	32	71
RCD2P540-01	32	71
RCD2P540-13	32	71

ACCESSORIES

RCDTS-13	Triangular Shell Accessory for Commodore cabinet light, Brushed chrome
----------	--



Scan here for more product information and options


KITCHEN & FURNITURE COMMODORE LED CABINET LIGHT

PRODUCT	RCD2P530-01	RCD2P530-13
Total Power (W):	2.5	2.5
Total Light Output (lm):	190	190
Efficacy (lm/cctW):	83	83
CCT (K)	3000	3000
CCT Selectable:	No	No
CRI:	80	80
Weight (kg)	0.167	0.167
Carton Qty:	60	60
Trade:	€22.70	€22.70

PRODUCT	RCD2P540-01	RCD2P540-13
Total Power (W):	2.4	2.4
Total Light Output (lm):	210	210
Efficacy (lm/cctW):	88	88
CCT (K)	4000	4000
CCT Selectable:	No	No
CRI:	80	80
Weight (kg)	0.167	0.167
Carton Qty:	60	60
Trade:	€22.70	€22.70

**ROYAL LED CABINET
DOWNLIGHT**





KITCHEN & FURNITURE ROYAL LED CABINET DOWNLIGHT

CONSTRUCTION:

- Carbon steel and aluminium housing
- White / Brushed chrome powder coating finish
- Polycarbonate diffuser
- Carbon steel bracket

3 ^{YRS} ✓	30000 HRS	83-88 LmW	IP 20	OP 220 240	A 110°	3000 4000	
WARRANTY	RATED HOURS	LUMENS PER W	IP RATING	OPERATING VOLTAGE	BEAM ANGLE	CCT	SAFETY CLASS

FEATURES & BENEFITS:

- Excellent aesthetics to enhance the look of any installation
- Strong and durable and won't easily chip if knocked
- Choice of colour finish to match or contrast most decors
- The fittings will operate in areas that are kept cold or hot such as display cases for items that may deteriorate if exposed to low or high ambient temperatures

PRODUCT	RYA2P530-13	RYA2P540-13
Total Power (W):	2.5	2.4
Total Light Output (lm):	190	210
Efficacy (lm/cctW):	83	88
CCT (K)	3000	4000
CCT Selectable:	No	No
CRI:	80	80
Weight (kg)	0.188	0.188
Carton Qty:	50	50
Trade:	€29.70	€29.70

DIMENSIONS (mm)	Length	Height/Depth	Width
RYA2P530-13	124	45	125
RYA2P540-13	124	45	125



Scan here for more product information and options



BATHROOM

400

STARLING FIRE RATED
SHOWER DOWNLIGHT

404

ROBIN SHOWER DOWNLIGHT 12V

405

ROBIN SHOWER GU10
DOWNLIGHT

406

DIVA LED OVER MIRROR LIGHT

407

DIVA LED DUAL VOLTAGE
SHAVER LIGHT

408

ESTONE SHAYER LIGHT

409

TOILET ALARM

410

HELM HAND DRYER

BATHROOM STARLING FIRE RATED SHOWER DOWNLIGHT

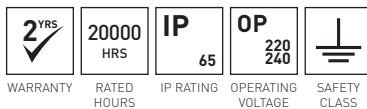
CONSTRUCTION:

- Electro-plated trim
- Frosted glass diffuser
- Spring steel ceiling retaining springs
- Fibreglass sheathed insulated conductors



FEATURES & BENEFITS:

- Recessed downlights with pressed steel body and front bezel
- Fitting design and itumesent seals retain the integrity of 30, 60, 90 minute fire rated ceiling/floor constructions
- Tested for use with I-Joists & Metal Web Joists
- Complies with BS476 Part 21
- Complies with dichroic and aluminum lamp types
- Compatible with GU10 Halogen and some other LED fittings



DIMENSIONS (mm)	Height/Depth	Diameter	Cut-out
RSF20165-01	125	91	76
RSF20165-03	125	91	76
RSF20165-13	125	91	76



Scan here for more product information and options

BATHROOM STARLING FIRE RATED SHOWER DOWNLIGHT

PRODUCT	RSF20165-01	RSF20165-03
Total Power (W):	50	50
Cap Type	GU10	GU10
Weight (kg)	0.31	0.31
Carton Qty:	24	24
Trade:	€30.80	€31.70

PRODUCT	RSF20165-13
Total Power (W):	50
Cap Type	GU10
Weight (kg)	0.31
Carton Qty:	24
Trade:	€31.70

**ROBIN FIRE RATED
SHOWER DOWNLIGHT**



**DIVA LED DUAL VOLTAGE
SHAVER LIGHT**



BATHROOM ROBIN SHOWER DOWNLIGHT 12V

CONSTRUCTION:

- Wide bezel flange
- Teflon conductor insulation
- Fibreglass cable sheathing
- Fitted with adjustable strong single ceiling retaining spring clips

FEATURES & BENEFITS:

- A full range suitable for most applications
- Confidence that one fitting is suitable for installation in all building types and will comply with the Building Regulations Part B
- Airflow and acoustic rated
- Will cover damaged or slightly oversize hole cut-outs



WARRANTY RATED HOURS IP RATING OPERATING VOLTAGE SAFETY CLASS

PRODUCT	RS10165-01	RS10165-03	RS10165-13
Total Power (W):	50	50	50
Cap Type	G5.3	G5.3	G5.3
Weight (kg)	0.27	0.27	0.27
Carton Qty:	50	50	50
Trade:	€13.60	€14.30	€14.30

DIMENSIONS (mm)	Height/Depth	Diameter	Cut-out
RS10165-01	105	83	72
RS10165-03	105	83	72
RS10165-13	105	83	72



Scan here for more product information and options



BATHROOM ROBIN SHOWER GU10 DOWNLIGHT

CONSTRUCTION:

- Wide bezel flange
- Teflon conductor insulation
- Fibreglass cable sheathing
- Fitted with adjustable strong single ceiling retaining spring clips

2 YRS ✓	20000 HRS	IP 65	OP 220 240	
WARRANTY	RATED HOURS	IP RATING	OPERATING VOLTAGE	SAFETY CLASS

PRODUCT	RS10165GZ-01	RS10165GZ-03	RS10165GZ-13
Total Power (W):	50	50	50
Cap Type	GU10	GU10	GU10
Weight (kg)	0.27	0.27	0.27
Carton Qty:	50	50	50
Trade:	€14.10	€14.70	€14.70

FEATURES & BENEFITS:

- A full range suitable for most applications
- Confidence that one fitting is suitable for installation in all building types and will comply with the Building Regulations Part B
- Airflow and acoustic rated
- Will cover damaged or slightly oversize hole cut-outs

DIMENSIONS (mm)	Height/Depth	Diameter	Cut-out
RS10165GZ-01	105	83	72
RS10165GZ-03	105	83	72
RS10165GZ-13	105	83	72



Scan here for more product information and options

BATHROOM DIVA LED OVER MIRROR LIGHT

CONSTRUCTION:

- Extruded aluminium body
- Opal polycarbonate diffuser
- ABS chrome end caps

FEATURES & BENEFITS:

- IP44 over mirror lights, suitable for use in bathrooms
- LED replacement for >60W Halogen mirror lights
- Extruded aluminium base, polycarbonate diffuser with ABS chrome-coated end caps
- On/off switch included on end of the fitting
- High CRI of 80, warm white 3000k colour temperature
- High efficacy of 78lm/W
- Wide operating ambient temperature range of -20°C to +40°C
- Suitable for use 24/7



3 YRS ✓	30000 HRS	78 LmW	IP 44	OP 220 240	A 130°	3000	
WARRANTY	RATED HOURS	LUMENS PER W	IP RATING	OPERATING VOLTAGE	BEAM ANGLE	CCT	SAFETY CLASS

PRODUCT

RDA1530-03

Total Power (W):	15.2
Total Light Output (lm):	1190
Efficacy (lm/cctW):	78
CCT (K)	3000
CCT Selectable:	No
CRI:	80
Weight (kg)	0.5
Carton Qty:	12
Trade:	€85.20

DIMENSIONS (mm)

	Length	Height/Depth	Width
RDA1530-03	600	65	53



Scan here for more product information and options



BATHROOM DIVA LED DUAL VOLTAGE SHAVER LIGHT

CONSTRUCTION:

- Extruded Anodised Aluminium Base/Heatsink
- White or Chrome Polycarbonate End Caps
- Opal Polycarbonate Diffuser
- Alloy Brackets
- Stainless Steel Fasteners
- FR-4 Epoxy Laminate PCB

3 YRS ✓	30000 HRS	81 LmW	IP 44	OP 220 240	A 130°	3000	
WARRANTY	RATED HOURS	LUMENS PER W	IP RATING	OPERATING VOLTAGE	BEAM ANGLE	CCT	SAFETY CLASS

FEATURES & BENEFITS:

- Attractive aesthetics
- Easy wipe clean finish
- Suitable for use by domestic or international travellers
- Smooth attractive lines when not being used for shaving

PRODUCT	RDA0830S-01	RDA0830S-03
Total Power (W):	9.6	9.6
Total Light Output (lm):	780	780
Efficacy (lm/cctW):	81	81
CCT (K)	3000	3000
CCT Selectable:	No	No
CRI:	80	80
Weight (kg)	0.85	0.85
Carton Qty:	10	10
Trade:	€99.60	€106.70

DIMENSIONS (mm)	Length	Height/Depth	Width
RDA0830S-01	492	66	59
RDA0830S-03	492	66	59



Scan here for more product information and options

BATHROOM ESTONE SHAVER LIGHT

CONSTRUCTION:

- White or chrome finish polycarbonate body
- Elongated fixing holes
- Selectable dual voltage output switch



FEATURES & BENEFITS:

- Easy to wipe clean to retain "as new" aesthetics
- Maximum light is transmitted through the diffuser
- Excellent light uniformity for clear image and vision
- High CRI ensures good light quality for excellent visibility and image reproduction

3 YRS ✓	40000 HRS	58 LmW	IP 20	OP 220 240	A 120°	4000	
WARRANTY	RATED HOURS	LUMENS PER W	IP RATING	OPERATING VOLTAGE	BEAM ANGLE	CCT	SAFETY CLASS

PRODUCT	RSH7LED-01	RSH7LED-03
Total Power (W):	7.1	7.1
Total Light Output (lm):	410	410
Efficacy (lm/cctW):	58	58
CCT (K)	4000	4000
CCT Selectable:	No	No
CRI:	87	87
Weight (kg)	1.05	1.05
Carton Qty:	8	8
Trade:	€96.00	€107.00

DIMENSIONS (mm)	Length	Height/Depth	Width
RSH7LED-01	490	70	60
RSH7LED-03	490	70	60



Scan here for more product information and options

BATHROOM TOILET ALARM



WARRANTY IP RATING

PRODUCT

	RDPTA-01
Weight (kg)	0.31
Carton Qty:	4
Trade:	€138.70

DIMENSIONS (mm)

	Length	Height/Depth
RDPTA-01	145	85

ACCESSORIES

RDPTA INDICATOR	TOILET ALARM kit, spare indicator
RDPTA PULLCORD	TOILET ALARM kit, spare pull cord
RDPTA RESET PANEL	TOILET ALARM kit, spare reset panel

CONSTRUCTION:

- ABS housing of all modules
- Provided with 2.5m pullcord
- Mains powered with battery backup

FEATURES & BENEFITS:

- Ceiling mounted activation unit with pull cord and 2 position handles
- Toilet installed reset panel
- Over-door light and sounder
- Ensures alarm can be activated from toilet seat height and at ground level if required
- Attracts attention by both light and sounder
- Intermittent or continuous for best effect
- Provides 24hrs typical backup if power fails



Scan here for more product information and options

BATHROOM HELM HAND DRYER

CONSTRUCTION:

- Aluminium alloy housing
- ABS air nozzle cover
- Complete with mounting accessories

FEATURES & BENEFITS:

- Warm air
- 50% less energy consumption compared to other dryers of similar performance
- High speed, high efficiency
- Streamlined air duct and nozzle design combine to produce a concentrated stream of high speed air to dry hands in less than 10 seconds
- PIR activated. Starts immediately when hands are placed within 15cm of the drying nozzle and stops 1 second after hands are removed ensuring energy is not wasted
- Noise level = 84dB



WARRANTY IP RATING SAFETY CLASS

PRODUCT	R1350HSD-01	R1350HSD-15
Total Power (W):	1350	1350
Weight (kg)	3.8	3.8
Carton Qty:	4	4
Trade:	€508.70	€565.60


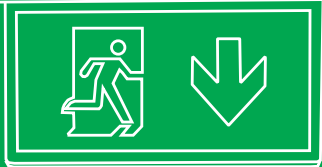
DIMENSIONS (mm)	Length	Height/Depth	Width
R1350HSD-01	267	225	195
R1350HSD-15	267	225	195



Scan here for more product information and options

HELM HAND DRYER





EMERGENCY

414

LIFE P04 BATTERIES

416

EBLANA EMERGENCY
LED BULKHEAD

418

SAPPHIRE BULKHEAD

419

LED EXIT BOX

420

REX EXIT BOX

422

BLADE DUAL TEST

423

SWISS EXIT BLADE

424

LED BULKHEADS

426

DESMOND LED

427

CARINA EMERGENCY
DOWNLIGHT

428

AVIOR SURFACE
EMERGENCY DOWNLIGHT

429

FINCH LED TWINSPOUT

430

MUSTER IP65 LED TWINSPOUT

431

EMERGENCY PACK

432

HIGHBAY EMERGENCY PACK


436

SPACING TABLES

ROBUS EXTENSIVE EMERGENCY RANGE EMPLOYS THE PREFERRED LITHIUM BATTERY LIFEP04 TECHNOLOGY.

LIFEP04 BATTERY BENEFITS:

- 1. Compact size:** LiFePO₄ batteries are smaller in size this allows them to incorporate into emergency fittings easier allowing a sleeker and attractive design.
- 2. Safety enhanced:** LiFePO₄ batteries have greater thermal and chemical stability compared to their lithium-ion batteries counterparts. They also don't suffer from 'thermal runaway' like other lithium-ion cells which has given them the reputation of being a safer and more stable battery.
- 3. Zero maintenance:** Unlike other lithium batteries LiFePO₄ batteries do not require any servicing to prolong their life span.
- 4. LiFePO₄ batteries** benefit from having an extremely low self-discharge and power consumption when in use. This means less carbon footprint and reduced costs.



LiFePO₄

EMERGENCY LIFE P04 BATTERIES

ROBUS PRODUCTS WITH LIFE P04 BATTERIES



**AVIOR SURFACE
EMERGENCY
DOWNLIGHT**
RAV3ST-01



**CARINA EMERGENCY
DOWNLIGHT**
RCN2ST-01
RCN4ST0-01



DESMOND 1.5W
RDD1P5LO-01
RDD1P5LC-01
RDD1P5LC-01
RDD1P5LO-01



**EBLANA EMERGENCY
LED BULKHEAD**
R8MLEDLST-01



LED EXIT BOX 4W
R8EMLP4U-01
R8EMLP4D-01



**FINCH LED
TWINSPOUT**
RFN2-01
RFN2ST-01



**MUSTER IP65 LED
TWINSPOUT**
RMR5LST-01



REX EXIT BOX
REX4P0-01
REX4P0LST-01



SWISS EXIT BLADE
RSS1P5-01
RSS1P5D-01



SAPPHIRE 4W
RSI4L-01
RSI4LST-01

EMERGENCY EBLANA EMERGENCY LED BULKHEAD

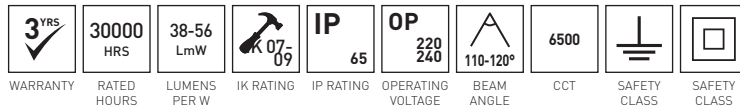


CONSTRUCTION:

- ABS body, gear tray and polycarbonate opal diffuser with retained fixing screws
- 16mm/PG9 gland entry cut-outs on ends, top & rear
- LiFePO4 battery applies to product code: R8MLEDLST-01

FEATURES & BENEFITS:

- LED replacement for T5 emergency bulkheads
- Hinged gear tray allowing for ease of wiring and installation
- R8MLEDTS-01 complete with test switch on the side of the fitting
- Only 3W in maintained mode
- No UV or IR content
- 3 hour emergency operation
- Double sided exit accessory available allowing removal of existing diffuser and conversion to double sided exit (R8MLEDDE)
- Emergency spacing details for R8MLED in back section of catalogue



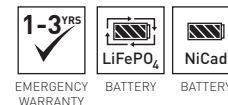
DIMENSIONS (mm)	Length	Height/Depth	Width
R8MLED-01	353	65	110
R8MLEDLST-01	353	65	110
R8MLEDTS-01	352	67	110

ACCESSORIES

R8MLEDDE	BULKHEAD accessory for R8MLED / RC8M / RCNM
R8MLEDDEXLR	1pcs left and 1pcs right running man legend stickers for R8MLEDDE
R8MLEDRSB-01	Recessed box for R8MLED
RBULKLEG	BULKHEAD legend kit

EMERGENCY

	Total Emergency Light Output (lm)
R8MLED-01	110
R8MLEDLST-01	100
R8MLEDTS-01	120



Scan here for more product information and options

EMERGENCY EBLANA EMERGENCY LED BULKHEAD

PRODUCT	R8MLED-01	R8MLEDLST-01	R8MLEDT5-01
Total Power (W):	3.3	3.0	3.7
Total Light Output (lm):	160	160	140
Efficacy (lm/cctW):	53	56	38
CCT (K)	6500	6500	6500
CRI:	80	80	80
Pre-Built Emergency:	Yes	Yes	Yes
Weight (kg)	0.6	0.55	0.57
Carton Qty:	12	20	12
Trade:	€58.70	€85.40	€108.30

Luminaire Spacing (m) On Emergency Escape Routes

Code	Mounting Height (m)	Transverse Distance to Wall		Transverse to Transverse		Axial Distance to Wall		Axial to Axial	
		0.5 Lux	1.0 Lux	0.5 Lux	1.0 Lux	0.5 Lux	1.0 Lux	0.5 Lux	1.0 Lux
R8MLED-01	2.5	4.4	3.5	8.2	6.1	4.4	3.5	8.2	6.1
	3	4.8	3.7	8.7	6.4	4.8	3.7	8.7	6.4
	4	5.2	4	9.2	6.7	5.2	4	9.2	6.7

Luminaire Spacing (m) In Anti Panic Open Areas (Incl 0.5m Border Area)

Code	Mounting Height (m)	Transverse Distance to Wall	Transverse to Transverse	Axial Distance to Wall	Axial to Axial
		0.5 Lux	0.5 Lux	0.5 Lux	0.5 Lux
R8MLED-01	2.5	4.3	8	4.3	8
	3	4.7	8.5	4.7	8.5
	4	5	9	5	9

EMERGENCY SAPPHIRE BULKHEAD

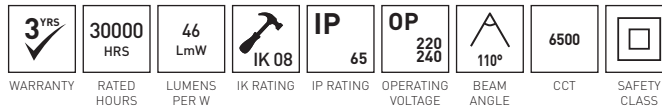


CONSTRUCTION:

- Polycarbonate housing and diffuser
- 20mm side entry point

FEATURES & BENEFITS:

- Hinged gear tray allowing for ease of wiring and installation
- Available in both Manual and Self-Test Emergency versions
- 3 hour emergency duration
- Legends included with the fitting
- LiFePO4 battery technology provides fast charging and a high number of charge/discharge cycles



PRODUCT	RSI4L-01	RSI4LST-01
Total Power (W):	3.7	3.7
Total Light Output (lm):	170	170
Efficacy (lm/cctW):	46	46
CCT (K)	6500	6500
CRI:	80	80
Pre-Built Emergency:	Yes	Yes
Weight (kg)	0.33	0.33
Carton Qty:	30	30
Trade:	€37.10	€67.00

DIMENSIONS (mm)	Length	Height/Depth	Width
RSI4L-01	224	52	92
RSI4LST-01	224	52	92

EMERGENCY

RSI4L-01
RSI4LST-01

Total Emergency Light Output (lm)

90
90



Scan here for more product information and options

EMERGENCY LED EXIT BOX



PRODUCT	R8EMLP4D-01	R8EMLP4U-01
Total Power (W):	3.8	3.8
Total Light Output (lm):	40	40
Efficacy (lm/cctW):	11	11
CCT (K)	6500	6500
CRI:	70	70
Pre-Built Emergency:	Yes	Yes
Weight (kg)	1.2	1.2
Carton Qty:	6	6
Trade:	€65.10	€65.10

DIMENSIONS (mm)	Length	Height/Depth	Width
R8EMLP4D-01	390	192	60
R8EMLP4U-01	390	192	60

ACCESSORIES

R8EMD	EXIT BOX spare running man legend DOWN
R8EML	EXIT BOX spare running man legend LEFT
R8EMR	EXIT BOX spare running man legend RIGHT
R8EMU	EXIT BOX spare running man legend UP
REMSTU	Self Test Module Universal

EMERGENCY

R8EMLP4D-01	15
R8EMLP4U-01	15

Total Emergency
Light Output (lm)



CONSTRUCTION:

- Pressed steel housing with polycarbonate diffuser
- Polystyrene diffuser
- LiFePO4 battery

FEATURES & BENEFITS:

- Large, high contrast legends providing maximum viewing distance of 30m
- Self-Test plug and play module available turning the fitting into fully automated unit
- High quality LiFePO4 battery has increased reliability over commonly used NiCad NiMH batteries
- Complete with running man legend with Arrow up or down, other legends available as accessories



Scan here for more
product information
and options

EMERGENCY REX EXIT BOX



CONSTRUCTION:

- White Polycarbonate Housing
- Polycarbonate Diffuser
- LiFePO4 battery applies to product code: R8MLEDLST-01

FEATURES & BENEFITS:

- Slim LED Exit box 29mm deep
- 2 sets of LED arrays – exit and critical area illumination
- Provided with a switched live terminal for maintained or non maintained operation
- Loop-in/ loop-out push in terminals
- Key hole fixing positions for quick installation
- Warranty of 5 years for the fitting, 2 years for the Standard battery and 3 years for Self Test battery
- Self Test version with LiFePO4 battery

5 YRS WARRANTY	50000 HR RATED HOURS	11 LmW LUMENS PER W	IK 08 IK RATING	IP 20 IP RATING	OP 220 240 OPERATING VOLTAGE	120° BEAM ANGLE	6500 CCT	SAFETY CLASS
--------------------------	-----------------------------------	----------------------------------	---------------------------	---------------------------	--	---------------------------	--------------------	---------------------

PRODUCT	REX4P0-01	REX4P0LST-01
Total Power (W):	3.6	3.1
Total Light Output (lm):	25	35
Efficacy (lm/cctW):	NA	11
CCT (K)	6500	6500
CRI:	80	80
Pre-Built Emergency:	Yes	Yes
Weight (kg)	0.83	0.89
Carton Qty:	10	10
Trade:	€66.00	€101.00

DIMENSIONS (mm)	Length	Height/Depth	Width
REX4P0-01	395	199	29
REX4P0LST-01	395	199	29

EMERGENCY

REX4P0-01	40
REX4P0LST-01	70

Total Emergency Light Output (lm)

2-3 YRS EMERGENCY WARRANTY	SELF TEST TESTING	LiFePO₄ BATTERY	NiCad BATTERY
--------------------------------------	-----------------------------	--------------------------------------	-------------------------



Scan here for more product information and options

REX EXIT BOX



EMERGENCY BLADE DUAL TEST



CONSTRUCTION:

- Blade body made from high quality aluminium profile and finished in satin silver

FEATURES & BENEFITS:

- Maintained
- Exit sign illuminated by 11 LEDs
- NiCad battery providing 3 hour emergency discharge duration
- Max viewing distance of 48m
- Surface mounted
- Complete with 6 legends set



PRODUCT

RBL4DT-01

Total Power (W):	2.8
Total Light Output (lm):	40
Efficacy (lm/cctW):	14
CCT (K)	6000
CRI:	70
Pre-Built Emergency:	No
Weight (kg)	0.8
Carton Qty:	10
Trade:	€120.00

DIMENSIONS (mm)

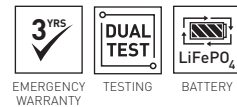
	Length	Height/Depth	Width
RBL4DT-01	342	460	45

EMERGENCY

RBL4DT-01

Total Emergency
Light Output (lm)

30



Scan here for more product information and options

EMERGENCY SWISS EXIT BLADE



4 YRS WARRANTY	30000 RATED HOURS	5 LmW LUMENS PER W	IP 20 IP RATING	OP 220/240 OPERATING VOLTAGE	120° BEAM ANGLE	6500 CCT	SAFETY CLASS
--------------------------	-----------------------------	---------------------------------	---------------------------	--	---------------------------	--------------------	---------------------

PRODUCT	RSS1P5-01	RSS1P5D-01
Total Power (W):	1.4	1.4
Total Light Output (lm):	6	6
Efficacy (lm/cctW):	5	5
CCT (K)	6500	6500
CRI:	80	80
Pre-Built Emergency:	Yes	Yes
Weight (kg)	0.21	0.205
Carton Qty:	20	20
Trade:	€79.50	€79.50

DIMENSIONS (mm)	Length	Height/Depth	Width
RSS1P5-01	170	34	267
RSS1P5D-01	170	34	267

ACCESSORIES

RSSD	SWISS medium exit blade LEGEND accessory DOWN arrow
RSSLR	SWISS medium exit blade LEGEND accessory LEFT/RIGHT arrow
RSSRSB	SWISS medium exit blade Recessed Mount accessory

EMERGENCY

	Total Emergency Light Output (lm)
RSS1P5-01	6
RSS1P5D-01	6



CONSTRUCTION:

- White Polycarbonate Housing/Trim Material
- Polycarbonate Diffuser
- FR4 composite aluminium PCB
- White Polycarbonate Mounting Accessories

FEATURES & BENEFITS:

- Provides bright light output in emergency mode, long LED life and low power consumption
- Provides total light colour contrast to the darkness of power failure or smoke filled area so exit direction is more easily seen
- LiFePO4 (Lithium Ferro Phosphate) battery technology provides fast charge, a high number of charge/discharge cycles and a 3 hour emergency light output
- Manual test switch



Scan here for more product information and options

EMERGENCY LED BULKHEADS

CONSTRUCTION:

- Polycarbonate body, acrylic sign
- Spring retained drop down sign



2 YRS	30000 HRS	44 LmW	IK 09	IP 20	OP 220/240	120°	4000	III
WARRANTY	RATED HOURS	LUMENS PER W	IK RATING	IP RATING	OPERATING VOLTAGE	BEAM ANGLE	CCT	SAFETY CLASS

FEATURES & BENEFITS:

- Self-test, maintained
- LED replacement for T5 emergency bulkheads
- No UV or IR content
- Surface or semi-recessed mounted
- Automatic self-test function: once a week – test lasts 15mins. Twice a year – test lasts 3 hours
- Complete with 4 piece legend set
- Large 4 terminal connector block
- Complete with NiCad battery providing excess of 3 hour emergency discharge duration

PRODUCT

R8MUSTLED-01

Total Power (W):	4.4
Total Light Output (lm):	190
Efficacy (lm/cctW):	44
CCT (K)	4000
CRI:	75
Pre-Built Emergency:	Yes
Weight (kg)	1
Carton Qty:	6
Trade:	€153.40

DIMENSIONS (mm)

	Length	Height/Depth	Width
R8MUSTLED-01	350	80	175

ACCESSORIES

R8MULK-15 UNIVERSAL EMERGENCY dropped legend

Luminaire Spacing (m) On Emergency Escape Routes

Code	Mounting Height (m)	Transverse Distance to Wall		Transverse to Transverse		Axial Distance to Wall		Axial to Axial	
		0.5 Lux	1.0 Lux	0.5 Lux	1.0 Lux	0.5 Lux	1.0 Lux	0.5 Lux	1.0 Lux
R8MUSTLED-01	2.5	5.8	4.5	11	8.5	6.3	5	12	9.5
	3	6	4.7	11.5	9	6.5	5.2	12.5	10
	4	6.2	4.9	12	9.5	6.7	5.4	13	10.5

Luminaire Spacing (m) In Anti Panic Open Areas (Incl 0.5m Border Area)

Code	Mounting Height (m)	Transverse Distance to Wall	Transverse to Transverse	Axial Distance to Wall	Axial to Axial
		0.5 Lux	0.5 Lux	0.5 Lux	0.5 Lux
R8MUSTLED-01	2.5	6	10.5	5	9.5
	3	6.3	11	5.3	10
	4	6.6	11.5	5.8	10.5

EMERGENCY
R8MUSTLED-01

Total Emergency
Light Output (lm)
100



Scan here for more product information and options



EMERGENCY DESMOND LED

CONSTRUCTION:

- Downlight - White powder coated diecast aluminium housing with stainless steel ceiling retaining spring clip and polycarbonate lens
- Control gear - White polycarbonate Housing
- Battery Pack - White polycarbonate Housing

FEATURES & BENEFITS:

- Energy efficient recessed LED emergency downlight with LiFePO4 battery
- Complete kit prewired with plug & play connectors comprising LED downlight, control gear and battery pack
- Provides 3 hour emergency discharge duration
- Green colour LED indicator included



4 YRS	40000 HRS	IP 20	OP 220 240	140-170°	5700	SAFETY CLASS
WARRANTY	RATED HOURS	IP RATING	OPERATING VOLTAGE	BEAM ANGLE	CCT	SAFETY CLASS

PRODUCT	RDD1P5LC-01	RDD1P5LO-01
Total Power (W):	1.4	1.3
Total Light Output (lm):	170	170
Efficacy (lm/cctW):	NA	NA
CCT (K)	5700	5700
CRI:	70	70
Pre-Built Emergency:	Yes	Yes
Weight (kg)	0.175	0.175
Carton Qty:	40	40
Trade:	€56.00	€56.00

DIMENSIONS (mm)	Length	Height/Depth	Diameter	Width
RDD1P5LC-01	173	22	40	30
RDD1P5LO-01	173	22	40	30

Luminaire Spacing (m) On Emergency Escape Routes

Code	Mounting Height (m)	Transverse Distance to Wall		Transverse to Transverse		Axial Distance to Wall		Axial to Axial	
		0.5 Lux	1.0 Lux	0.5 Lux	1.0 Lux	0.5 Lux	1.0 Lux	0.5 Lux	1.0 Lux
RDD1P5LC-01	2.4	5	4	10	8	5	4	10	8
	4	6.5	5	13	10	6.5	5	13	10

Luminaire Spacing (m) In Anti Panic Open Areas (Incl 0.5m Border Area)

Code	Mounting Height (m)	Transverse Distance to Wall	Transverse to Transverse	Axial Distance to Wall	Axial to Axial
		0.5 Lux	0.5 Lux	0.5 Lux	0.5 Lux
RDD1P5LO-01	2.4	5	10	5	10
	4	6.5	13	6.5	13

EMERGENCY
RDD1P5LC-01
RDD1P5LO-01

Total Emergency Light Output (lm)
NA
NA



Scan here for more product information and options

NEW
for 2023



3 YRS WARRANTY	30000 HRS RATED HOURS	90-133 LmW LUMENS PER W	IK 04 IK RATING	IP 20 IP RATING	OP 220-240 OPERATING VOLTAGE	120-150° BEAM ANGLE	6500 CCT	SAFETY CLASS
--------------------------	------------------------------------	--------------------------------------	---------------------------	---------------------------	--	-------------------------------	--------------------	---------------------

PRODUCT	RCN2ST-01	RCN4ST0-01
Total Power (W):	2.1	2.4
Total Light Output (lm):	190	320
Efficacy (lm/cctW):	90	133
CCT (K)	6500	6500
CRI:	70	70
Pre-Built Emergency:	Yes	Yes
Weight (kg)	0.25	0.25
Carton Qty:	20	20
Trade:	€108.60	€115.70

DIMENSIONS (mm)	Height/Depth	Diameter
RCN2ST-01	25	75
RCN4ST0-01	30	75

EMERGENCY	Total Emergency Light Output (lm)	3 YRS EMERGENCY WARRANTY	DUAL TEST TESTING	LiFePO₄ BATTERY
RCN2ST-01	190			
RCN4ST0-01	320			

EMERGENCY CARINA EMERGENCY DOWNLIGHT

CONSTRUCTION:

- Polycarbonate housing
- High power OSRAM LEDs
- Stainless steel spring clips

FEATURES & BENEFITS:

- Selectable between Manual Test facility and Self Test facility that fully automates testing and maintenance process
- High lumen output, suitable for greater mounting heights
- LiFePO₄ battery technology provides fast charge, a high number of charge/discharge cycles and a 3 hour emergency light output



Scan here for more product information and options

EMERGENCY AVIOR SURFACE EMERGENCY DOWNLIGHT



CONSTRUCTION:

- Polycarbonate housing and diffuser
- Push-in connector block

FEATURES & BENEFITS:

- Maintained emergency downlight with self-test function
- High quality Osram LED
- Complete with Open Area (Anti Panic) and Corridor lenses with 1500 and 170x500 beam angle respectively
- 3 hour emergency duration
- LiFePO4 battery technology provides fast charging and high number of charge/discharge cycles
- 2 years battery warranty



PRODUCT

RAV3ST-01

Total Power (W):	2.3
Total Light Output (lm):	230 230
Efficacy (lm/cctW):	NA
CCT (K)	6500
CRI:	70
Pre-Built Emergency:	Yes
Weight (kg)	0.3
Carton Qty:	20
Trade:	€94.30

DIMENSIONS (mm)

Height/Depth

Diameter

RAV3ST-01

44

150

EMERGENCY

RAV3ST-01

Total Emergency Light Output (lm)

230



Scan here for more product information and options

EMERGENCY FINCH LED TWINSPOT



3 YRS WARRANTY	30000 RATED HOURS	IP 20 IP RATING	OP 220 240 OPERATING VOLTAGE	110° BEAM ANGLE	6500 CCT	II SAFETY CLASS
--------------------------	--------------------------------	------------------------------	---	------------------------------	--------------------	------------------------------

PRODUCT	RFN2-01	RFN2ST-01
Total Power (W):	2.2	2.2
Total Light Output (lm):	155x2	155x2
Efficacy (lm/cctW):	NA	NA
CCT (K)	6500	6500
CRI:	80	80
Pre-Built Emergency:	Yes	Yes
Weight (kg)	1.3	1.3
Carton Qty:	8	8
Trade:	€116.90	€122.90

DIMENSIONS (mm)	Length	Height/Depth	Width
RFN2-01	290	290	60
RFN2ST-01	290	290	60

EMERGENCY

	Total Emergency Light Output (lm)
RFN2-01	310
RFN2ST-01	310

2 YRS EMERGENCY WARRANTY	SELF TEST TESTING	LiFePO₄ BATTERY
---------------------------------------	---------------------------------	--------------------------------------

CONSTRUCTION:

- Pressed steel powder-coated housing
- Polycarbonate heads with prismatic diffusers
- High quality LiFePO4 battery

FEATURES & BENEFITS:

- Non-maintained
- Standard (RFN2-01) and Self-Test (RFN2ST-01) version available
- Fully Adjustable light heads enabling emergency illumination where required
- 20mm conduit entries on either side and keyhole mounting slots for ease of installation



Scan here for more
product information
and options

EMERGENCY MUSTER IP65 LED TWINSPOT

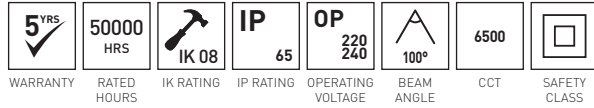
CONSTRUCTION:

- Fully polycarbonate housing and prismatic diffusers
- High quality SMD LED's



FEATURES & BENEFITS:

- Built in Self-Test facility and LED charging indicator
- High quality LiFePO4 battery with 3 year warranty
- High quality polycarbonate housing with polycarbonate heads and prismatic diffusers
- 20mm conduit entries on the sides and the back
- Key hole surface mounting slots



PRODUCT

RMR5LST-01

Total Power (W):	4.7
Total Light Output (lm):	2x175
Efficacy (lm/cctW):	NA
CCT (K)	6500
CRI:	80
Pre-Built Emergency:	Yes
Weight (kg)	0.88
Carton Qty:	10
Trade:	€156.60

DIMENSIONS (mm)

	Length	Height/Depth	Width
RMR5LST-01	300	292	48

EMERGENCY

RMR5LST-01

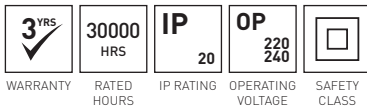
Total Emergency Light Output (lm)

350



Scan here for more product information and options

EMERGENCY EMERGENCY PACK



PRODUCT

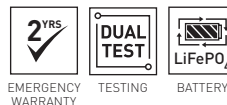
R3EMPK4-PSU

Total Power (W):	3.5
Efficacy (lm/cctW):	NA
Pre-Built Emergency:	Yes
Weight (kg)	0.5
Carton Qty:	10
Trade:	€124.50

DIMENSIONS (mm)	Length	Height/Depth	Width
R3EMPK4-PSU	230	37	60

EMERGENCY
R3EMPK4-PSU

Total Emergency
Light Output (lm)
NA



CONSTRUCTION:

- Polycarbonate housing
- Prewired with 250mm input and 400mm output cable and SWIFT connectors
- Green LED indicator with polycarbonate recessed mounting bracket

FEATURES & BENEFITS:

- Completely plug & play with SPACE and STELLAR LED PANELS and GRANADA and VIRTUE LED DOWNLIGHTS therefore no tools required
- Also suitable for ATMOS LED PANELS and MORPH LED DOWNLIGHTS
- Allows fast and simple upgrade of standard fittings to emergency for increased light level or if exit routes change
- The emergency pack is designed to provide high lumen output therefore reducing the number of emergency fittings required compared to many other emergency packs on the market
- Utilises LiFePO4 battery technology
- Provides 3 hour emergency discharge duration



Scan here for more
product information
and options

EMERGENCY HIGHBAY EMERGENCY PACK

CONSTRUCTION:

- Polycarbonate housing of the main compartment
- Prewired with 2000mm input cable
- LED lamp with 1000mm cable, aluminium heat sink and steel mounting bracket

FEATURES & BENEFITS:

- Self-test emergency pack suitable for use with SONIC4, MULTIBAY, POWERBAY and PRISMOID
- Non-maintained emergency fitting with either 610lm or 1,090lm output
- Comes with brackets, safety strap and counter weight



3 YRS WARRANTY	30000 HRHS RATED HOURS	133-136 LmW LUMENS PER W	IP 65 IP RATING	OP 220-240 OPERATING VOLTAGE	90-100° BEAM ANGLE	6500 CCT	SAFETY CLASS
--------------------------	-------------------------------------	---------------------------------------	---------------------------	--	------------------------------	--------------------	---------------------

PRODUCT	R4EMLST	R7EMLST
Total Power (W):	4.6	8
Total Light Output (lm):	610	1090
Efficacy (lm/cctW):	133	136
CCT (K)	6500	6500
CRI:	80	80
Rated Life to L70B50 (hrs):	NA	NA
Pre-Built Emergency:	Yes	Yes
Weight (kg)	1.7	1.7
Carton Qty:	6	6
Trade:	€277.80	€283.90

DIMENSIONS (mm)	Length	Height/Depth	Width
R4EMLST	322	102	120
R7EMLST	322	102	120

EMERGENCY

R4EMLST
R7EMLST

Total Emergency Light Output (lm)

610
1090



EMERGENCY WARRANTY TESTING BATTERY



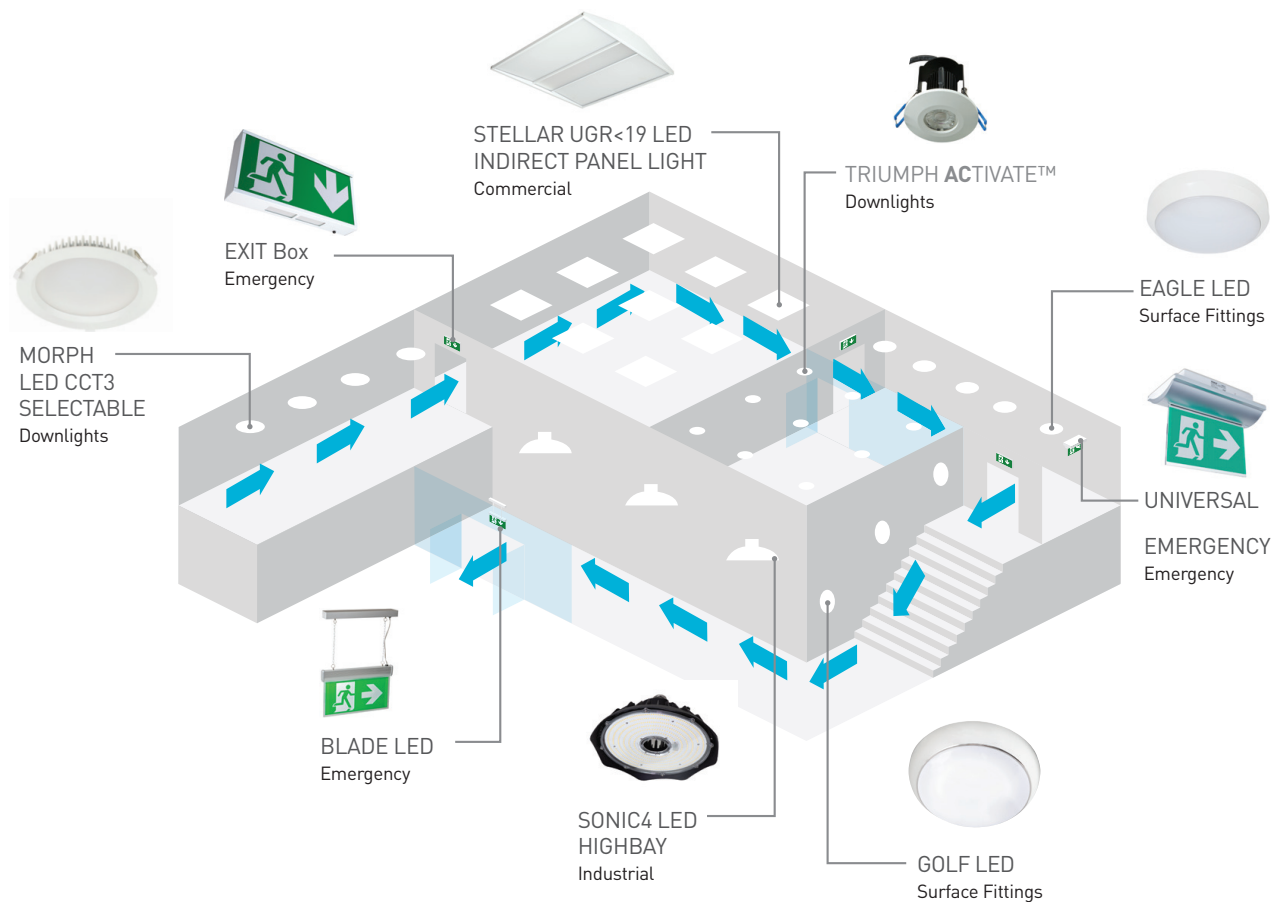
Scan here for more product information and options

EMERGENCY PACK



EMERGENCY SPACING TABLES

WHAT IS EMERGENCY LIGHTING



An emergency light is a lighting device with a battery pack that switches on automatically when a building suffers a power cut.

An emergency fitting's battery pack is required to power the light fitting for a minimum of 3 hours. To maintain power, the light output from the emergency light fitting is reduced usually to 10% of the regular light output.

Maintained fittings operate and are controlled as normal light fittings with all the other light fittings in the area. When power fails however, the maintained emergency light fitting continues to operate at a reduced light output.

Non-maintained fittings are usually switched off, with their batteries being continuously charged and a green LED showing fully charged. When power fails, non-maintained fittings switch on using the battery power supply. Non-maintained emergency fittings are not part of the general lighting but are more specific functional lighting such as emergency exit signs.

LIGHT LEVELS DURING AN EMERGENCY:

OPEN AREAS

The safest, quickest escape route without obstruction should be lit to a minimum of 1 lux during an emergency. Should the open area be less than 60m² and is not part of an escape route then emergency lighting is not required. However, the exit doors for the emergency escape route must have signs or an emergency bulkhead.

DESIGNATED CORRIDORS

An escape route should not be obstructed and lit to a minimum of 1 lux during an emergency.

STAIRWELLS

Stairwells have increased hazards, therefore these areas should be lit to a minimum of 2 lux during an emergency.

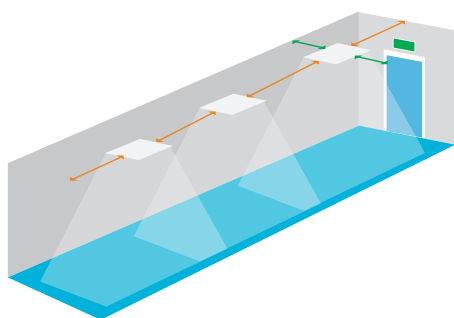
EMERGENCY SPACING TABLES

SPACING TABLES EXPLAINED

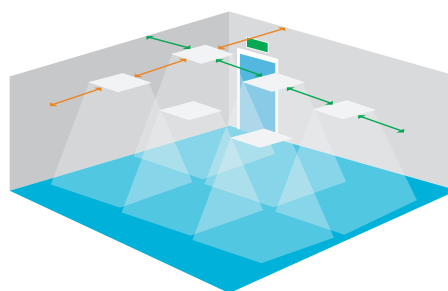
ROBUS emergency spacing tables provide the installer with the information to decide the number of luminaires required for the emergency lighting scheme.

The tables provide maximum distances between luminaires in order to provide Escape Route (1 lux) or Open Area (0.5 lux) emergency lighting at various mounting heights.

Escape Route / Corridor



Open Area




TRANSVERSE is the spacing measurement between the walls and emergency light fittings at right angles to the escape route.

AXIAL refers to the spacing measurement between the wall and/or successive emergency light fittings in the direction parallel to the escape route.

Code	Mounting Height (M)	Escape Route		Open Area	
		Transverse	Axial	Transverse	Axial
RAM40406060-01E	2.4	14	14	16	16
	4	17.5	17.5	19.5	19.5
RAM40506060-01E	2.4	14.5	14.5	16.5	16.5
	4	18	18	20	20

EMERGENCY SPACING INFORMATION

SPACING TABLES




Luminaire Spacing (m) On Emergency Escape Routes

Product Code	Mounting Height (m)	Transverse Distance to Wall		Transverse to Transverse		Axial Distance to Wall		Axial to Axial	
		0.5 Lux	1.0 Lux	0.5 Lux	1.0 Lux	0.5 Lux	1.0 Lux	0.5 Lux	1.0 Lux
ATMOS									
RAM40406060E-01	2.5	7.2	5.6	14	11	7.2	5.6	14	11
	3	7.7	6.1	15	12	7.7	6.1	15	12
	4	8.2	6.6	16	13	8.2	6.6	16	13
RAM40506060E-01	2.5	7.2	5.6	14	11	7.2	5.6	14	11
	3	7.7	6.1	15	12	7.7	6.1	15	12
	4	8.2	6.6	16	13	8.2	6.6	16	13
STELLAR									
RSL28406060-01E	2.4	7	5.7	14	11.5	7	5.7	14	11.5
	4	8.7	6.7	17.5	13.5	8.7	6.7	17.5	13.5
CAESAR									
RCA484012E-01	2.5	6.7	4.6	13	9	8.2	6.1	16	12
	3	7.2	5.4	14	10.5	8.7	6.6	17	13
	4	7.7	6.1	15	12	9.1	7.2	18	14
RCA484015E-01	2.5	6.7	4.6	13	9	8.2	6.1	16	12
	3	7.2	5.4	14	10.5	8.7	6.6	17	13
	4	7.7	6.1	15	12	9.1	7.2	18	14
RCA804015E-01	2.5	6.7	4.6	13	9	8.2	6.1	16	12
	3	7.2	5.4	14	10.5	8.7	6.6	17	13
	4	7.7	6.1	15	12	9.1	7.2	18	14
VULCAN									
RVUF405FTE-24	2.5	7.1	5.6	14	11	7.6	6.1	15	12
	3	7.6	5.8	15	11.5	8.3	6.4	16.5	12.5
	4	8.6	6.1	17	12	9.1	6.6	18	13
RVUF805FTE-24	2.5	7.1	5.6	14	11	7.6	6.1	15	12
	3	7.6	5.8	15	11.5	8.3	6.4	16.5	12.5
	4	8.6	6.1	17	12	9.1	6.6	18	13
SULTAN									
RSUF484FTE-24	2.5	7.7	5.8	15	11.5	8.2	6.4	16	12.5
	3	8.2	6.4	16	12.5	8.7	6.9	17	13.5
	4	8.7	7.2	17	14	9.7	7.6	19	15
RSUF405FTE-24	2.5	7.1	5.6	14	11	7.6	6.1	15	12
	3	7.6	5.8	15	11.5	8.3	6.4	16.5	12.5
	4	8.6	6.1	17	12	9.1	6.6	18	13
RSUF805FTE-24	2.5	7.1	5.6	14	11	7.6	6.1	15	12
	3	7.6	5.8	15	11.5	8.3	6.4	16.5	12.5
	4	8.6	6.1	17	12	9.1	6.6	18	13

EMERGENCY SPACING INFORMATION


SPACING TABLES



Luminaire Spacing (m) In Anti Panic Open Areas (Incl 0.5m Border Area)					
		Transverse Distance to Wall	Transverse to Transverse	Axial Distance to Wall	Axial to Axial
Product Code	Mounting Height (m)	0.5 Lux	0.5 Lux	0.5 Lux	0.5 Lux
ATMOS					
RAM40406060E-01	2.5	6.8	13.5	6.8	13.5
	3	7.3	14.5	7.3	14.5
	4	7.5	15.5	7.5	15.5
RAM40506060E-01	2.5	6.8	13.5	6.8	13.5
	3	7.3	14.5	7.3	14.5
	4	7.5	15.5	7.5	15.5
STELLAR					
RSL28406060-01E	2.4	7	14	7	14
	4	8.7	17.5	8.7	17.5
CAESAR					
RCA484012E-01	2.5	6.5	12.5	7.5	15.5
	3	6.8	13.5	8.3	16.5
	4	7.3	14.5	8.8	17.5
RCA484015E-01	2.5	6.5	12.5	7.5	15.5
	3	6.8	13.5	8.3	16.5
	4	7.3	14.5	8.8	17.5
RCA804015E-01	2.5	6.5	12.5	7.5	15.5
	3	6.8	13.5	8.3	16.5
	4	7.3	14.5	8.8	17.5
VULCAN					
RVUF405FTE-24	2.5	6.8	13.5	7.3	14.5
	3	7.3	14.5	8	16
	4	8.3	16.5	8.8	17.5
RVUF805FTE-24	2.5	6.8	13.5	7.3	14.5
	3	7.3	14.5	8	16
	4	8.3	16.5	8.8	17.5
SULTAN					
RSUF484FTE-24	2.5	7.3	14.5	7.8	15.5
	3	7.8	15.5	8.3	16.5
	4	8.3	16.5	9.5	18.5
RSUF405FTE-24	2.5	6.8	13.5	7.3	14.5
	3	7.3	14.5	8	16
	4	8.3	16.5	8.8	17.5
RSUF805FTE-24	2.5	6.8	13.5	7.3	14.5
	3	7.3	14.5	8	16
	4	8.3	16.5	8.8	17.5

EMERGENCY SPACING INFORMATION


SPACING TABLES




Luminaire Spacing (m) On Emergency Escape Routes									
Product Code	Mounting Height (m)	Transverse Distance to Wall		Transverse to Transverse		Axial Distance to Wall		Axial to Axial	
		0.5 Lux	1.0 Lux	0.5 Lux	1.0 Lux	0.5 Lux	1.0 Lux	0.5 Lux	1.0 Lux
HARBOUR									
RHA20402FT-24E	2.5	7.5	5.75	15	11.5	6.5	5.25	13	10.5
	3	6.3	4.8	12.7	8.5	9.7	4.5	12	9
	4	8.5	6.5	17	13	8	6	16	12
RHA40404FT-24	2.5	7.5	5.75	15	11.5	6.5	5.25	13	10.5
	3	6.3	4.8	12.7	8.5	9.7	4.5	12	9
	4	8.5	6.5	17	13	8	6	16	12
RHA28405FT-24E	2.5	7.5	5.75	15	11.5	6.5	5.25	13	10.5
	3	6.3	4.8	12.7	8.5	9.7	4.5	12	9
	4	8.5	6.5	17	13	8	6	16	12
EAGLE									
REES7P040E-01	2.5	5.2	4.1	10	8	5.2	4.1	10	8
	3	5.7	4.3	11	8.5	5.7	4.3	11	8.5
	4	6.2	4.6	12	9	6.2	4.6	12	9
REEM01040E-01	2.5	5.2	4.1	10	8	5.2	4.1	10	8
	3	5.7	4.3	11	8.5	5.7	4.3	11	8.5
	4	6.2	4.6	12	9	6.2	4.6	12	9
REEM01540E-01	2.5	5.2	4.1	10	8	5.2	4.1	10	8
	3	5.7	4.3	11	8.5	5.7	4.3	11	8.5
	4	6.2	4.6	12	9	6.2	4.6	12	9
REEL02440E-01	2.5	6.3	5.2	12.5	10	6.3	5.2	12.5	10
	3	6.9	5.4	13.5	10.5	6.9	5.4	13.5	10.5
	4	7.2	6.1	14.5	12	7.2	6.1	14.5	12
HAWK									
RHKM01040E-01	2.5	5.2	4.1	10	8	5.2	4.1	10	8
	3	5.7	4.3	11	8.5	5.7	4.3	11	8.5
	4	6.2	4.6	12	9	6.2	4.6	12	9
RHKM01540E-01	2.5	5.2	4.1	10	8	5.2	4.1	10	8
	3	5.7	4.3	11	8.5	5.7	4.3	11	8.5
	4	6.2	4.6	12	9	6.2	4.6	12	9
GOLF									
R075LEDE-01	2.5	6.2	4.8	12	9.5	6.2	4.8	12	9.5
	3	6.8	5.2	13	10	6.8	5.2	13	10
	4	7.2	5.4	14	10.5	7.2	5.4	14	10.5
R100LEDE-01	2.5	6.2	4.8	12	9.5	6.2	4.8	12	9.5
	3	6.8	5.2	13	10	6.8	5.2	13	10
	4	7.2	5.4	14	10.5	7.2	5.4	14	10.5
R150LEDE-01	2.5	6.2	4.8	12	9.5	6.2	4.8	12	9.5
	3	6.8	5.2	13	10	6.8	5.2	13	10
	4	7.2	5.4	14	10.5	7.2	5.4	14	10.5

EMERGENCY SPACING INFORMATION

SPACING TABLES



Luminaire Spacing (m) In Anti Panic Open Areas (Incl 0.5m Border Area)					
		Transverse Distance to Wall	Transverse to Transverse	Axial Distance to Wall	Axial to Axial
Product Code	Mounting Height (m)	0.5 Lux	0.5 Lux	0.5 Lux	0.5 Lux
HARBOUR					
RHA20402FT-24E	2.5	7.5	15	6.5	13
	3	6.3	12.7	9.7	12
	4	8.5	17	8	16
RHA40404FT-24	2.5	7.5	15	6.5	13
	3	6.3	12.7	9.7	12
	4	8.5	17	8	16
RHA28405FT-24E	2.5	7.5	15	6.5	13
	3	6.3	12.7	9.7	12
	4	8.5	17	8	16
EAGLE					
REES7P040E-01	2.5	5	9.5	5	9.5
	3	5.5	10.5	5.5	10.5
	4	6	11.5	6	11.5
REEM01040E-01	2.5	5	9.5	5	9.5
	3	5.5	10.5	5.5	10.5
	4	6	11.5	6	11.5
REEM01540E-01	2.5	5	9.5	5	9.5
	3	5.5	10.5	5.5	10.5
	4	6	11.5	6	11.5
REEL02440E-01	2.5	6.1	12.1	5.2	12.1
	3	6.8	13	5.4	13
	4	7.1	14	6.1	14
HAWK					
RHKM01040E-01	2.5	5	9.5	5	9.5
	3	5.5	10.5	5.5	10.5
	4	6	11.5	6	11.5
RHKM01540E-01	2.5	5	9.5	5	9.5
	3	5.5	10.5	5.5	10.5
	4	6	11.5	6	11.5
GOLF					
R075LEDE-01	2.5	6	11.5	6	11.5
	3	6.5	12.5	6.5	12.5
	4	7	13.5	7	13.5
R100LEDE-01	2.5	6	11.5	6	11.5
	3	6.5	12.5	6.5	12.5
	4	7	13.5	7	13.5
R150LEDE-01	2.5	6	11.5	6	11.5
	3	6.5	12.5	6.5	12.5
	4	7	13.5	7	13.5



LAMPS

442

DELPHI DIMMABLE LED LAMP

443

DELPHI NON-DIMMABLE
LED LAMP

LAMPS

DELPHI DIMMABLE LED LAMP

CONSTRUCTION:

- Polycarbonate LEDChroic lens and diffuser
- Aluminium & FR4 laminate PCB
- Die cast aluminium, plastic coated housing and polycarbonate lens
- GU10 cap type

FEATURES & BENEFITS:

- Suitable for use in fire rated downlights
- LED replacement for 50W Halogen downlights
- 35° beam angle
- No UV or infra-red content
- High quality, high brightness SMD LEDs providing high efficacy of up to 105lm/W
- Wide operating ambient temperature range of -20°C to +40°C
- Suitable for switching by PIR, Microwave or Photocell
- Compatible with selected leading and trailing edge dimmers. Compatibility list available on our website.



2 YRS WARRANTY	25000 HRS RATED HOURS	92-96 LmW LUMENS PER W	IP 20 IP RATING	OP 220-240 OPERATING VOLTAGE	A 35° BEAM ANGLE	1800-2700-3000-4000 CCT	DIMMABLE
--------------------------	------------------------------------	-------------------------------------	---------------------------	--	----------------------------	-----------------------------------	-----------------

PRODUCT	RDH5P027DU	RDH5P030DU
Total Power (W):	4.9	4.9
Total Light Output (lm):	460	450
Efficacy (lm/cctW):	94	92
CCT (K)	2700	3000
CCT Selectable:	No	No
CRI:	80	80
Operating Temperature (°C):	-20 +40	-20 +40
Pre-Built Emergency:	No	No
Weight (kg)	0.035	0.035
Carton Qty:	100	100
Trade:	€8.10	€8.10

PRODUCT	RDH5P040DU	RDH5P5D2W
Total Power (W):	4.9	5.6
Total Light Output (lm):	470	540
Efficacy (lm/cctW):	96	96
CCT (K)	4000	1800-2700
CCT Selectable:	No	Tuneable
CRI:	80	80
Operating Temperature (°C):	-20+40	-20+40
Pre-Built Emergency:	No	No
Weight (kg)	0.035	0.035
Carton Qty:	100	100
Trade:	€8.10	€13.40

DIMENSIONS (mm)	Height/Depth	Diameter
RDH5P027DU	54	50
RDH5P030DU	54	50
RDH5P040DU	54	50
RDH5P5D2W	54	50



Scan here for more product information and options



2^{YRS} WARRANTY	25000 HRS RATED HOURS	102-105 LmW LUMENS PER W	IP 20 IP RATING	OP 220 240 OPERATING VOLTAGE	35° BEAM ANGLE	3000 4000 CCT
------------------------------------	------------------------------------	---------------------------------------	------------------------------	--	--------------------------	----------------------------

PRODUCT	RDH4P530	RDH4P540
Total Power (W):	4.2	4.3
Total Light Output (lm):	420	450
Efficacy (lm/cctW):	102	105
CCT (K)	3000	4000
CCT Selectable:	No	No
CRI:	80	80
Operating Temperature (°C):	-20 +40	-20 +40
Pre-Built Emergency:	No	No
Weight (kg)	0.032	0.032
Carton Qty:	100	100
Trade:	€5.10	€5.10

DIMENSIONS (mm)	Height/Depth	Diameter
RDH4P530	53.5	50
RDH4P540	53.5	50

LAMPS

DELPHI NON-DIMMABLE LED LAMP

CONSTRUCTION:

- Polycarbonate LEDChroic lens and diffuser
- Aluminium & FR4 laminate PCB
- Die cast aluminium, plastic coated housing and polycarbonate lens
- GU10 cap type

FEATURES & BENEFITS:

- Suitable for use in fire rated downlights
- LED replacement for 50W Halogen downlights
- 35° beam angle
- No UV or infra-red content
- High quality, high brightness SMD LEDs providing high efficacy of up to 105lm/W
- Wide operating ambient temperature range of -20°C to +40°C
- Suitable for switching by PIR, Microwave or Photocell



Scan here for more product information and options



LIGHTING CONTROLS

446

PROTON INTERNAL 360° PIR

447

PROTON INTERNAL
360° PIR FLUSH FRONT

448

UNIVERSAL 360° PIR
PRESENCE DETECTOR

449

PROTON MOTION
DETECTOR 360° RECESSED

450

PROTON MOTION
DETECTOR 360° SURFACE

451

EXTERNAL PIR

452

PROTON EXTERNAL
MULTI-DIRECTIONAL 180° PIR

455

PROTON 180° EXTERNAL PIR
WALL MOUNTED

456

PROTON 360° WALL /
CEILING MOUNT

457

RADAR MICROWAVE SENSOR

458

DAYLIGHT HARVEST SENSOR

459

MOTION SENSOR (PIR AND MW)

460

SWIFT CONNECTOR

461

LOADPRO 250W DIMMER

462

DIMMER SWITCH

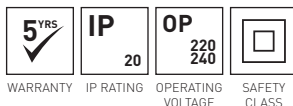
LIGHTING CONTROLS PROTON INTERNAL 360° PIR

CONSTRUCTION:

- Polycarbonate Sensor Body
- Spring steel retaining clips
- 3-way screw connector block

FEATURES & BENEFITS:

- Passive infra red ensures light is switched on when sensor detects movement of heat, switched off when area is vacated. Minimises false / unwanted triggering
- Manual over ride with automatic reset after 8 hours
- Large terminals accept 2 x 1.5mm² conductors in each terminal. Facility for loop in loop out
- Earth terminal included
- 3 wire - multiple sensors can be wired in parallel
- Easy access to adjust time and lux controls once PIR installed



WARRANTY IP RATING OPERATING VOLTAGE SAFETY CLASS

PRODUCT

RPR360PIRR-01

Holding Times:	10sec to 15min
Lux Switching Levels (lx):	3lx to 2000lx
Operating Temperature (°C):	-20+40
Weight (kg)	0.11
Carton Qty:	40
Trade:	€35.60

DIMENSIONS (mm)	Height/Depth	Diameter	Cut-out
RPR360PIRR-01	78	80	66



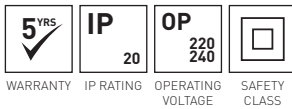
Scan here for more product information and options



LIGHTING CONTROLS **PROTON INTERNAL 360° PIR FLUSH FRONT**

CONSTRUCTION:

- Polycarbonate Sensor Body
- Spring steel retaining clips
- 3-way screw connector block



PRODUCT

RPR360PIRF-01

Holding Times:	10sec to 15min
Lux Switching Levels (lx):	3lx to 2000lx
Operating Temperature (°C):	-20+40
Weight (kg)	0.1
Carton Qty:	40
Trade:	€35.60

FEATURES & BENEFITS:

- Passive infra red ensures light is switched on when sensor detects movement of heat, switched off when area is vacated. Minimises false / unwanted triggering
- Complete with accessory shield to narrow beam angle
- Manual over ride with automatic reset after 8 hours
- Large terminals accept 2 x 1.5mm² conductors in each terminal. Facility for loop in loop out
- Unobtrusive flush face design

DIMENSIONS (mm)	Height/Depth	Diameter	Cut-out
RPR360PIRF-01	66	76	62



Scan here for more product information and options

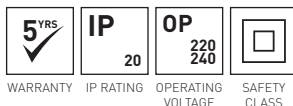
LIGHTING CONTROLS UNIVERSAL 360° PIR PRESENCE DETECTOR

CONSTRUCTION:

- Polycarbonate Sensor Body
- Spring steel retaining clips
- 3-way screw connector block
- Surface or recess mountable
- IP rating when surface mounted IP44, when recessed IP20

FEATURES & BENEFITS:

- Injection moulded ABS body - impact resistant
- Plug in terminal block and sensor module
- Large terminals accept 2 x 1.5mm² conductors in each terminal; facility to loop in/loop out to parallel sensors or multiple fittings
- Adjustable time delay of 10sec to 40min ensures that lighting is switched off with required delay
- Adjustable lux setting of 10 to 2000lx
- Detection range 360°, detection distance 10m at 2.8m mounting height
- Passive infra-red; ensures light is switched on when sensor detects movement of heat, therefore lighting is switched off when the area is vacated and minimize false/unwanted triggering



WARRANTY IP RATING OPERATING VOLTAGE SAFETY CLASS

PRODUCT

RU360-01

Holding Times:	10sec to 40min
Lux Switching Levels (lx):	10lx to 2000lx
Weight (kg)	0.24
Carton Qty:	50
Trade:	€85.70

DIMENSIONS (mm)	Height/Depth	Diameter	Cut-out
RU360-01	57	106	84



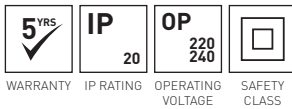
Scan here for more product information and options



LIGHTING CONTROLS **PROTON MOTION DETECTOR 360° RECESSED**

CONSTRUCTION:

- Polycarbonate Sensor Body
- Spring steel retaining clips
- 3-way screw connector block



PRODUCT

	RR360-01
Holding Times:	5sec to 15min
Lux Switching Levels (lx):	2lx to 2000lx
Operating Temperature (°C):	5 +25
Weight (kg)	0.11
Carton Qty:	50
Trade:	€58.30

DIMENSIONS (mm)	Height/Depth	Diameter	Cut-out
RR360-01	60	75	62

FEATURES & BENEFITS:

- Suitable for recessed indoor applications
- Injection moulded ABS body - impact resistant
- Clear terminal cover, integral clamp and large mains terminals for 2 x 1.5mm² conductors
- Terminations are safe and visible and enables loop-in/loop-out for supply to other sensors
- Passive infra red; ensures light is switched on when sensor detects movement of heat, therefore lighting is switched off when the area is vacated and minimize false/ unwanted triggering
- Detection range 360°, detection distance 9m at 2.8m mounting height



Scan here for more product information and options

LIGHTING CONTROLS PROTON MOTION DETECTOR 360° SURFACE

CONSTRUCTION:

- Polycarbonate Sensor Body
- 3-way screw connector block

FEATURES & BENEFITS:

- Surface mount PIR with rear entry
- Large push terminals accept 2 x 1.5mm² conductors, suitable for loop in and loop out
- Time, Lux and Sensitivity adjustable
- Manual override
- Detection range 360°, detection distance 12m at 3m mounting height



WARRANTY IK RATING IP RATING OPERATING VOLTAGE SAFETY CLASS

PRODUCT

RPR360PIRS-01

Holding Times:	10sec to 15min
Lux Switching Levels (lx):	10lx to 2000lx
Operating Temperature (°C):	-5+45
Weight (kg)	0.156
Carton Qty:	50
Trade:	€58.20

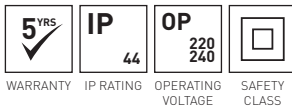
DIMENSIONS (mm)	Height/Depth	Diameter
RPR360PIRS-01	37	117



Scan here for more product information and options

LIGHTING CONTROLS

EXTERNAL PIR



PRODUCT

	R180-01	R180-04
Holding Times:	10sec to 10min	10sec to 10min
Lux Switching Levels (lx):	2lx to 2000lx	2lx to 2000lx
Operating Temperature (°C):	5 +40	5 +40
Weight (kg)	0.36	0.36
Carton Qty:	30	30
Trade:	€23.90	€23.90

DIMENSIONS (mm)	Length	Height/Depth	Width
R180-01	130	85	75
R180-04	130	85	75

CONSTRUCTION:

- Polycarbonate Sensor Body
- 3-way screw connector block
- Adjustable direction of sensor head

FEATURES & BENEFITS:

- Weatherproof housing
- Injection moulded ABS body providing high impact resistant
- 180° detection area. Max detection range of 12m at mounting height of 2.5m
- Manual override facility with automatic reset after 8hrs
- High load contact rating allows numerous fittings to be switched
- Suitable for loop-in/loop-out to parallel sensor or multiple fittings
- No minimum load requirements
- Adjustable time delay of 10sec to 10min ensures that lighting is switched off with required delay
- Adjustable lux setting of 2lx to 2000lx



Scan here for more product information and options

LIGHTING CONTROLS

PROTON EXTERNAL MULTI-DIRECTIONAL 180° PIR

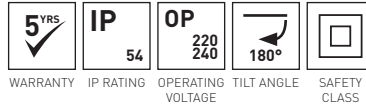
CONSTRUCTION:

- Polycarbonate Sensor Body
- Available in white or black



FEATURES & BENEFITS:

- Injection moulded ABS body - impact resistant
- Clear terminal cover, integral clamp and large mains terminals for 2 x 1.5mm² conductors
- Terminations are safe and visible and enables loop-in/loop-out for supply to other sensors
- Passive infra red; ensures light is switched on when sensor detects movement of heat, therefore lighting is switched off when the area is vacated and minimize false/ unwanted triggering



DIMENSIONS (mm)	Length	Width
RPR180PIR-01	118	80
RPR180PIR-04	118	80

ACCESSORIES

RPRBRK-01	PROTON Corner Mount Bracket, White For RPR180PIR-01
RPRBRK-04	PROTON Corner Mount Bracket, Black For RPR180PIR-04



Scan here for more product information and options

LIGHTING
CONTROLS
**PROTON EXTERNAL
MULTI-DIRECTIONAL
180° PIR**

PRODUCT	RPR180PIR-01	RPR180PIR-04
Holding Times:	10sec to 15min	10sec to 15min
Lux Switching Levels (lx):	3lx to 2000lx	3lx to 2000lx
Operating Temperature (°C):	-20+40	-20+40
Weight (kg)	0.16	0.16
Carton Qty:	40	40
Trade:	€32.00	€32.00

**PROTON 180° EXTERNAL
PIR WALL MOUNTED**



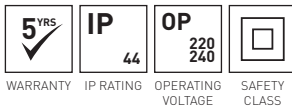


LIGHTING CONTROLS

PROTON 180° EXTERNAL PIR WALL MOUNTED

CONSTRUCTION:

- Polycarbonate Sensor Body
- Available in white or black



PRODUCT

RPR180PIRW-01

Holding Times:	10sec to 15min
Lux Switching Levels (lx):	3lx to 2000lx
Operating Temperature (°C):	-20+40
Weight (kg)	0.13
Carton Qty:	40
Trade:	€32.00

DIMENSIONS (mm)	Height/Depth	Width
RPR180PIRW-01	120	78

FEATURES & BENEFITS:

- Passive infra red ensures light is switched on when sensor detects movement of heat, switched off when area is vacated. Minimises false / unwanted triggering
- Suitable for outdoor sheltered applications
- Manual over ride with automatic reset after 8 hours
- Large terminals accept 2 x 1.5mm² conductors in each terminal. Facility for loop in loop out
- Earth terminal included
- 3 wire - multiple sensors can be wired in parallel
- High load contact rating, allows numerous fittings to be switched



Scan here for more product information and options


LIGHTING CONTROLS PROTON 360° WALL/ CEILING MOUNT

CONSTRUCTION:

- Polycarbonate housing
- Polyethylene diffuser
- Adjustable direction of sensor head

FEATURES & BENEFITS:

- IP54 - Suitable for indoor or outdoor use
- Directional sensing head allows wall or ceiling mounting
- Detection area control uses Infra-Red technology so only switches on heat movement
- Manual override function with automatic reset after 8 hours
- 3 wire connection so multiple sensors can be wired in parallel
- Large terminals accept 2 x 1.5mm loop in/out conductors
- No minimum load requirement



PRODUCT

RPR360IP44-01

Holding Times:	10sec to 15min
Lux Switching Levels (lx):	10lx to 2000lx
Operating Temperature (°C):	-20+40
Weight (kg)	0.16
Carton Qty:	50
Trade:	€35.60

DIMENSIONS (mm)	Length	Height/Depth	Width
RPR360IP44-01	94	86	86



Scan here for more product information and options



PRODUCT

RRD360MW-01

Holding Times:	5sec to 30min
Lux Switching Levels (lx):	2lx to 50lx, disabled
Operating Temperature (°C):	-20+40
Stand-by Level:	10%-50%
Weight (kg)	0.31
Carton Qty:	20
Trade:	€142.20

DIMENSIONS (mm)	Height/Depth	Diameter	Width
RRD360MW-01	61	71.5	90

LIGHTING CONTROLS RADAR MICROWAVE SENSOR

CONSTRUCTION:

- Polycarbonate Sensor Body
- Stainless steel mounting base

FEATURES & BENEFITS:

- Suitable for indoor and outdoor applications
- Weatherproof IP65 polycarbonate housing with nickel plated stainless steel mount
- Surface mounted
- Power consumption of <0.7W
- This sensor's primary function is to save energy when the detection area is not occupied. It requires the fitting to have a 1-10VDC dimmable driver and can control up to 800W of LED load. Parameters are selected via dip-switches on the sensor. These sensors provide a 3-step control function where:
 1. Detection triggers light output to 100% (May be inhibited by lux setting)
 2. After time-out it reduces light output to a selectable standby level for a standby time (this may be indefinite) before:
 3. Turning the output to the driver off



Scan here for more product information and options

LIGHTING CONTROLS DAYLIGHT HARVEST SENSOR

CONSTRUCTION:

- All polycarbonate construction



FEATURES & BENEFITS:

- Suitable for use in wet or dusty environments
- Very sensitive to movement of people and objects such as fork lifts so ensures lighting will be triggered on when required
- The unit can be set to a range of target set point light levels
- It also provides a safety lighting level



WARRANTY IK RATING IP RATING OPERATING VOLTAGE SAFETY CLASS

PRODUCT

RDLHRV-HMW32S

Holding Times:	5s to 30min
Lux Switching Levels (lx):	NA
Operating Temperature (°C):	-20+40
Stand-by Level:	10-50%
Detection Area:	360°
Mounting height (m):	15
Loading (W):	800
Lux Settings:	3-2000
Weight (kg)	0.209
Carton Qty:	32
Trade:	€197.60

DIMENSIONS (mm)

	Length	Height/Depth	Width
RDLHRV-HMW32S	91.5	59.3	81.5

ACCESSORIES

HRC-11

Remote Control for Daylight Harvest Sensor for HIM31 + HIM32-C Sensor



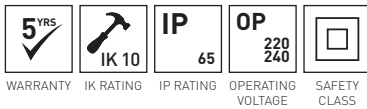
Scan here for more product information and options



LIGHTING CONTROLS MOTION SENSOR (PIR AND MW)

CONSTRUCTION:

- All polycarbonate construction



PRODUCT

	RPIRMW-HIM31S
Holding Times:	30sec to 30min
Lux Switching Levels (lx):	2lx to 500lx, disabled
Operating Temperature (°C):	-20+50
Stand-by Level:	10%, 20%, 30%, 50%
Weight (kg)	0.3
Carton Qty:	12
Trade:	€224.00

FEATURES & BENEFITS:

- Unique design incorporating both PIR and microwave sensors
- Weatherproof IP65 housing
- Remote controller available as accessory (HRC-11)
- Maximum mounting height of 15m
- Power consumption of <0.5W
- Detection angle of 360°
- Maximum detection diameter is 18m at max 15m height
- Multiple duration hold time intervals from 30s to 30min

DIMENSIONS (mm)	Length	Height/Depth	Width
RPIRMW-HIM31S	163	93.8	75

ACCESSORIES

HRC-11	Remote Control for Daylight Harvest Sensor for HIM31 + HIM32-C Sensor
--------	---



Scan here for more product information and options


LIGHTING CONTROLS SWIFT CONNECTOR

CONSTRUCTION:

- Polycarbonate housing
- 4-way screw terminal

FEATURES & BENEFITS:

- 4-pole male connector allows in line emergency power supplies to be connected to DOB LED downlights
- Large terminals accept 3 x 1.5 mm² multistrand or solid conductors



IP RATING

PRODUCT

RSW44-P

Lux Switching Levels (lx):	NA
Weight (kg)	0.07
Carton Qty:	216
Trade:	€5.20

DIMENSIONS (mm)	Length	Height/Depth	Width
RSW44-P	122	22.5	43



Scan here for more product information and options



LIGHTING CONTROLS **LOADPRO 250W DIMMER**

CONSTRUCTION:

- All polycarbonate construction



WARRANTY IP RATING OPERATING VOLTAGE

PRODUCT

RLA250DTG-01

LED Loading:	250
Lux Switching Levels (lx):	NA
Operating Temperature (°C):	0+40
Weight (kg)	0.032
Carton Qty:	60
Trade:	€57.85

DIMENSIONS (mm)	Length	Height/Depth	Width
RLA250DTG-01	64	45	26

FEATURES & BENEFITS:

- Trailing edge electronic dimmer optimised for LED loads
- Suitable for 2 way switching
- Min load of 3W
- Max LED load of 150W
- Max resistive load of 400W
- Compatible with standard grid sizes
- Soft start
- Push on/off operation
- Overload protection
- Fits standard 41mm depth box



Scan here for more product information and options

LIGHTING CONTROLS DIMMER SWITCH

CONSTRUCTION:

- All polycarbonate construction



FEATURES & BENEFITS:

- Trailing edge electronic dimmer optimised for LED loads
- Suitable for 2 way switching
- Max LED load of 100W
- Max resistive load of 150W
- Min load of 5W
- Push on/off operation with soft start and overload protection
- Fits standard 41mm depth box



WARRANTY IP RATING OPERATING VOLTAGE

PRODUCT	R1001G2W	R1002G2W
Lux Switching Levels (lx):	NA	NA
Operating Temperature (°C):	0+40	0+40
Weight (kg)	0.08	0.11
Carton Qty:	50	50
Trade:	€44.20	€82.00


DIMENSIONS (mm)	Length	Height/Depth	Width
R1001G2W	86	45	86
R1002G2W	86	45	86



Scan here for more product information and options

**PROTON EXTERNAL
MULTI-DIRECTIONAL 180°**





LIGHTING ACCESSORIES

466

LAMP HOLDERS,
THERMOSTAT & SOCKETS

467

CLIPS & GLANDS

ACCESSORIES HOLDERS, THERMOSTAT & SOCKETS



BRACKET & LAMP HOLDER C/W TERMINAL BLOCK HOUSING FOR GU/GZ10 FITTINGS

- Spare lamp holder for GU10 lamps
- C/w terminal block & support

PRODUCT	RBRGZ10
Weight (kg)	0.06
Carton Qty:	250
Trade:	€4.60



SOCKET TRIPLICATOR, WHITE

- Uses existing wiring
- No need to change existing recessed box in wall
- Switched
- All polycarbonate construction - virtually unbreakable

PRODUCT	RKC3S
Weight (kg)	0.34
Carton Qty:	50
Trade:	€19.00



SOCKET DUPLICATOR, WHITE

- Uses existing wiring
- No need to change existing recessed box in wall
- Switched
- All polycarbonate construction - virtually unbreakable

PRODUCT	RKC2S
Weight (kg)	0.23
Carton Qty:	100
Trade:	€10.60



THERMOSTAT 2300W, 230/240V, 84MM, WHITE

- For heating or cooling control applications
- Up to 10A switching capacity
- Normally Open (NO) & Normally Closed (NC) contacts
- Temperature range 10° C to 30° C
- Injection moulded ABS
- Includes On/ Off switch

PRODUCT	RRF10
Total Power (W):	2300
Weight (kg)	0.17
Carton Qty:	50
Trade:	€17.70




GZ1050 LAMP HOLDER C/W 250MM LEADS

- Lamp holder for GU10 lamps
- Ceramic with silicon insulated wire

PRODUCT	SCGZ1050
Weight (kg)	0.03
Carton Qty:	500
Trade:	€2.30



Scan here for more product information and options



SPARE CEILING CLIPS FOR RECESSED FITTING

- Spare ceiling clip

PRODUCT	CCLIP
Weight (kg)	0.005
Carton Qty:	2500
Trade:	€0.70



IP68 CONNECTOR

- IP68 connector for outdoor applications
- Suitable to use for mains and low voltage circuits
- Max. conductor size of 2.5mm²

PRODUCT	RCONIP68-04
Weight (kg)	0.31
Carton Qty:	300
Trade:	€9.90



LAMP RETENTION SPRING CLIP

- Spare retention clip for R101/R108 downlight

PRODUCT	TLSC
Weight (kg)	0.0021
Carton Qty:	100
Trade:	€0.70

ACCESSORIES CLIPS & GLANDS



METRIC CABLE GLANDS, IP68

- Water-proof cable glands, can also be used as cable clamps
- C/w lock nut
- Constructed from flame retardant UL94V-2 plastic moulding
- IP68 liquid tight seal
- Rubber seal with integral ridges to grip cable securely
- Easy and safe installation
- Protec

PRODUCT	RAG20	RAG25
Weight (kg)	0.015	0.025
Carton Qty:	1152	640
Trade:	€0.70	€1.50



IP68 T CONNECTOR

- IP68 connector for outdoor applications
- Suitable to use for mains and low voltage circuits
- Max. conductor size of 2.5mm²

PRODUCT	RCONIP68T-04
Weight (kg)	0.51
Carton Qty:	200
Trade:	€13.20



Scan here for more product information and options



GENERAL INFORMATION

470

INTRODUCTION

472

OUR LAB

474

EXPERT LIGHTING
DESIGN SERVICE

476

QUALITY APPROVALS

477

QUALITY & RELIABILITY

478

IP RATING &
BATHROOM ZONES

479

IK RATING

480

LAMP TYPES

482

PART L1 AND L2

486

TERMS & CONDITIONS

488

HOW TO USE THIS
CATALOGUE

490

INDICES BY PRODUCT NAME

492

INDICES BY PRODUCT CODE

500

CONTACT US

SINCE ITS INTRODUCTION THE ROBUS BRAND OF LIGHTING SOLUTIONS HAS BECOME SYNONYMOUS WITH INNOVATION AND QUALITY.

WE ARE THE LARGEST IRISH LIGHTING COMPANY IN THE WORLD WITH A LONG AND PROUD TRADITION OF COMMERCIAL SUCCESS AND RELATIONSHIPS ACROSS IRELAND, THE UK, EUROPE, UAE AND AUSTRALASIA.

The LED Group has developed the globally successful ROBUS brand of products sold through the electrical wholesale market. ROBUS has a reputation for energy efficient commercial and residential solutions, supported by world class customer service in more than 40 countries around the world.

Located in Dublin is our 10,000sqm head office and distribution centre. We also have distribution and offices in the UK, Australia, China, France, Benelux, South Africa, New Zealand and the Middle East, servicing over 3,000 stockists and tens of thousands of installers. We employ more than 200 talented people around the world, working with us to grow our business and nurture the ROBUS brand. Our global presence enables us to meet the current and future needs of our customers and the aspirations of our people.

The LED Group is a member of EMDA Electrical Manufacturing & Distribution Ireland, the EDA Electrical Distributors Association UK, the LIA Lighting Industry Association in the UK and the Lighting Council in Australia.

HQ Dublin, Ireland

UK

France

Benelux

South Africa


China

Australia

Middle East

New Zealand





OUR LAB

New to ROBUS is our purpose-built lab where our Technical team and Quality Control team complete a variety of routine testing to ensure all our products and fittings are functioning at a high level of quality.

Involved in this is reviewing and testing returned products, new product testing, quality control, incoming sample testing, and return product analysis. ROBUS is committed to providing high quality and reliable solutions to our end users so to complete these various tests is an essential process.



THE TECHNICAL LAB IS DIVIDED INTO FIVE AREAS:

01

PHOTOMETRIC SPHERE & DIMMING TEST AREA

A. Full photometric analysis and reporting on new and existing products can be done in this area. This is completed in an enclosed space where the environment can be controlled to prevent errors when testing.

B. Our photometric sphere is LIA Laboratory certified.

02

RETURNS ANALYSIS AREA

A. This is where faulty and returned products are analysed, inspected and tested to determine the root cause of the issue. Faulty reports are issued to the ASM's/Customers detailing the findings of this analysis. In some cases, the faulty samples are returned to our Asia office for further testing and then on to the supplier for their analysis so the quality issue can be resolved in the manufacturing process.

03

INCOMING INSPECTION/ SAMPLE REVIEW AREA

A. Samples selected from incoming stock are visually inspected and tested to ensure continued quality of products. Incoming inspection is done weekly on goods received into our head office.

B. Sample review is held in this area twice weekly by our New Product Development (NPD) team and our technical team to assess, test and discuss new and proposed products at the selection, development, and pre-release stages. Test reports, NPD workbook files, images and more are displayed on the wall mounted screen so that they can be reviewed and discussed in depth by all.

04

TECHNICAL ASSESSMENT AREA

A. Any product requiring technical assessment or analysis – e.g., product change, reported quality control issues, etc. are processed in this area.

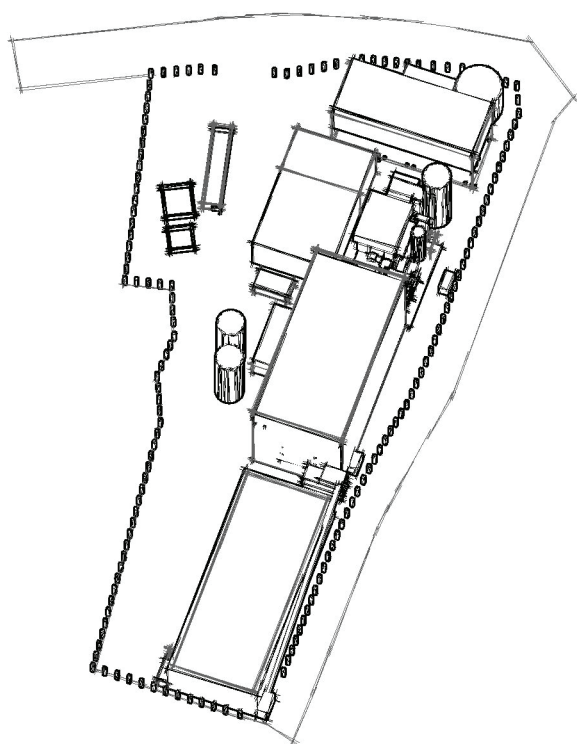
05

INSTALL AREA

A. This area is used to test the installation of new products to ensure the installation process is correct, effective, and easy for installers and end users.

EXPERT LIGHTING DESIGN SERVICE

ROBUS offers a dedicated in-house Pro Lighting design team, that has a combined 50 years of experience designing and planning projects – the team members' expertise ensures customers receive the very best advice in choosing the perfect product and solutions to suit their individual needs and budgets.



ROBUS HAS A RANGE OF SMART LIGHTING SOLUTIONS AND DESIGN SKILLS TO SUIT DIFFERENT LIGHT SETTINGS INCLUDING **INTERNAL, EXTERNAL, EMERGENCY** AND THE LATEST IN **HCL** (HUMAN CENTRIC LIGHTING) **DESIGN.**

REGARDLESS OF ITS INTENDED USE OR ITS LOCATION, EVERY SETTING CAN BE ENHANCED BY THE RIGHT LIGHTING SYSTEM.

WHY CHOOSE ROBUS LIGHTING DESIGN SERVICE?

TAILOR MADE PLANS:

ROBUS lighting design experts provide bespoke lighting design to meet the needs and requirements of your specific requests. They can create anything from an atmosphere of calm, a focus-driven environment, a space that offers various elements to suit different purposes or even one which benefits the health and wellbeing of room occupants.

COMPLIANT WITH REGULATIONS AND DESIGN STANDARDS:

All lighting designs will not just be fit for purpose but will be fully compliant with all relevant regulation and design standards.

VISUALISE END RESULTS:

Clients will be able to visualise the end result via 2D and 3D designs that enable easier installations

EXPERT KNOWLEDGE AT YOUR FINGERTIPS:


Our team of experts has extensive knowledge of the lighting requirements for commercial, industrial, residential, retail and hospitality premises. They also have a wealth of experience in dealing with lighting systems in healthcare, religious, educational and recreational settings, challenging architectural and design conditions, as well as the latest high tech HCL (Human Centric Lighting) systems.

OFFICIAL RELUX PARTNER:

ROBUS lighting design team has the ability to access BIM files and lighting calculators ([ROBUS is an official Relux partner](#)).

MAKING YOUR JOB EASIER AND CUSTOMERS HAPPIER:

ROBUS lighting design experts can cut project stress by taking charge of creating the perfect design to suit each individual customer - be that choosing the right fittings,



tailoring a system to suit a specific setting, ensuring that a project is finished within a certain time frame or simply creating a bespoke solution to meet the criterion of a particular project.

ACCESSING ROBUS DESIGN SERVICE FREE OF CHARGE

Commercial customers looking for stellar advice on potential lighting systems can avail of a free service from the ROBUS teams. Available through electrical wholesalers, a completed lighting design proposal will be assessed by a member of the ROBUS sales team who will complete a quotation and liaise on the customer's behalf through a wholesaler of their choosing.

THE FUTURE IS BRIGHT

The future of lighting continues to evolve, and many exciting technologies are available for new lighting design systems. At ROBUS, we are continuing to develop and grow and regularly seek new and talented recruits to expand our team's expertise.

At ROBUS we look forward to continuing to share our innovative lighting designs with our global client base.



CONTACT US

To get your bespoke lighting design created, contact your ROBUS local area sales manager/project engineer. They will visit your site to assess the project and will then work with you and the ROBUS design team to create a tailored lighting design to suit your budget/environment.



COMING SOON

Submit a design directly through the MyRobus App.

GENERAL INFORMATION

QUALITY APPROVALS

ENHANCED CAPITAL ALLOWANCES

Businesses are often tempted to opt for products with the lowest purchase price but such immediate cost savings often prove to be a false economy. Take advantage of the Enhanced Capital Allowance scheme for energy-saving technologies by installing ROBUS ETCL (Energy Technology Criteria List) approved products.

Enhanced Capital Allowances (ECAs) are a straightforward way for a business to improve its cash flow through accelerated tax relief on the cost of lighting products, transport to site and cost of installation.

Example:

NON-ETCL APPROVED LIGHTING		ROBUS ETCL APPROVED LIGHTING	
For a business installing Non-ETCL approved lighting to the value of £8,500 and paying tax @ 20%		For a business installing ROBUS ETCL approved lighting to the value of £8,500 and paying tax @ 20%	
Write down allowed Year 1 18%	= £1,530	Write down allowed Year 1 100%	= £8,500
Tax relief @ 20%	= £306	Tax relief @20%	= £1,700
So, for every £8,500 spent, the tax bill is reduced by £306 in Year 1		So, for every £8,500 spent, the tax bill is reduced by £1,700 in Year 1	
Net cost in Year 1	= £8,194	Net cost in Year 1	= £6,800

For more information visit www.carbontrust.com

SEAI

Investing in SEAI Triple E registered products improves energy efficiency results, reducing energy bills and shorter payback periods.



Use ROBUS Triple E registered products to reduce future operating costs and see utility bills dramatically lowered.

All products on the Triple E Products Register meet a minimum set of stringent efficiency criteria and typically will be of a best in class efficiency standard.

Public Procurement Regulations

The EUROPEAN UNION (ENERGY EFFICIENT PUBLIC PROCUREMENT) REGULATIONS 2011 state that a public body shall only procure equipment or vehicles which

- (a) are listed on the Register*, or
- (b) satisfy the published SEAI energy efficiency criteria for the equipment or vehicle concerned, and the public body shall specify this requirement in any documentation describing its procurement requirements.

GENERAL INFORMATION

QUALITY & RELIABILITY

QUALITY APPROVALS



CE Approval

All ROBUS products carry the CE mark. CE mark is a statement that the product complies with all relevant European directives and standards. CE marking indicates compliance with the requirement of:

1. Low voltage directive for electrical safety (73/23/EEC as amended by 93/96/EEC)
2. EMC directive for electro magnetic compatibility (89/336/EEC as amended 92/31/EEC)

QUALITY MANAGEMENT SYSTEM

ROBUS Quality Management System is certified to 90001:2015.



ENVIRONMENTAL MANAGEMENT SYSTEM

ROBUS Environmental Management System is certified to ISO 14001:2015.



The UKCA (UK Conformity Assessed) marking is a new UK product marking that will be used for goods being placed on the market in Great Britain (England, Wales and Scotland).

The UKCA marking alone cannot be used for goods placed on the Northern Ireland market, which require the CE marking or UK(NI) marking.

All Robus products will meet the UK government rules and timelines for placing products on the market.

INSTALLATION

All ROBUS products are supplied with installation instructions. ROBUS will not be held responsible for failure of products due to installations not in accordance with supplied installation instructions or in an unsuitable environment.

Unless stated otherwise, products contained within this catalogue are for installation in 'normal' environments. Ambient temperature, control methods and environmental conditions have an influence on the suitability of many products for installation in some areas. IP ratings of products should be considered relative to the environmental conditions in which they are to be installed – ingress protection. Life expectancy of some light sources and control gear may be reduced significantly by short time delay switching, particularly PIR and time lag switches. Time delay off should be set to 30 minutes to minimise premature failure of some fluorescent light sources. Where shorter time delay periods are required to make optimum energy savings, LED products should be considered, as although more expensive initially, they will pay back in relatively short periods of time. Please contact technical support if you are in any doubt about the suitability of products for specific operating conditions.

All performance data listed are subject to tolerances of +/- 10% unless otherwise stated.

GENERAL INFORMATION

IP RATING & BATHROOM ZONES

WHAT IS IP RATING?

The resistance offered by the fixture to the penetration of solids and liquids is indicated by the IP (Ingress Protection) rating. This is a two digit number, the first number identifies the degree of protection against the ingress of solids and the second number against liquids e.g. IP65 indicates total protection against dust and protection against low pressure jets of water

First Digit

Protection against solids

- 0 No protection
- 1 Protected against solid objects greater than 50mm (e.g. accidental contact with the hand)
- 2 Protected against solid objects greater than 12mm (e.g. accidental contact with finger)
- 3 Protected against solid objects greater than 2.5mm (e.g. tools and wires)
- 4 Protected against solid objects greater than 1mm (e.g. fine tools and wires)
- 5 Protected against dust
- 6 Total protection from dust

Second Digit

Protection against liquids

- 0 No protection
- 1 Protection against vertical water drops (e.g. condensation)
- 2 Protection against direct sprays of water, up to 15° from vertical
- 3 Protection against direct sprays of water, up to 60° from vertical
- 4 Protection against water spray from all directions
- 5 Protection against low pressure jets of water from all directions
- 6 Protection against jets of water of similar force to heavy seas
- 7 Protection against immersion between 15–100cm
- 8 Protection against submersion

BATHROOM ZONES

Zone 0:

Is the area inside the bath or shower basin. A minimum rating of IPX7 is required (protection against immersion in water) and only SELV (max 12v AC) equipment may be used in this zone.

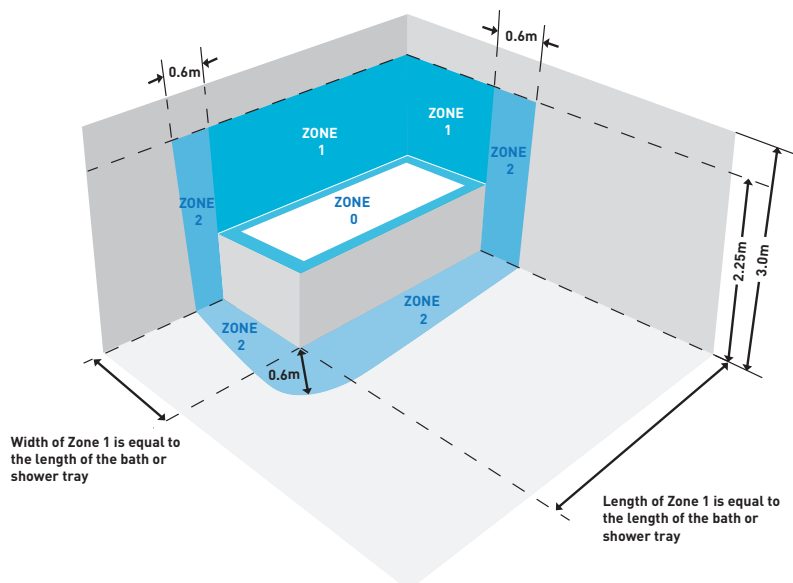
Zone 1:

Is the area directly above Zone 0 to a height of 2.25m above finished floor level or the top of the highest fixed water outlet, whichever is higher. A minimum of IPX4 is needed in this zone. If there is a possibility of water jets then IPX5 is required. 17th edition IEC regulations allow for the use of certain 240v electrical equipment in zones 1 and 2 if controlled by the appropriate RCD.

Zone 2:

Is the area 60cm external to zone 1 and to a height of 2.25m above fixed floor level or the top highest fixed water outlet, whichever is higher. A minimum of IPX4 is needed in this zone. If there is a possibility of water jets then IPX5 is required. 17th edition IEC regulations allow for the use of certain 240v electrical equipment in zones 1 and 2 if controlled by the appropriate RCD.

Zone 3 is no longer used. There is no minimum IP rating area external to zones 0, 1 and 2.



GENERAL INFORMATION

IK RATING

















WHAT DOES IK RATING MEAN?

The IK rating of a fixture indicates the level of impact protection the fixture has. This is a two digit rating after the letters 'IK' that identifies the degree of protection against harsh impacts to the body of a fixture. The higher the number equates to a higher level of protection.

IK RATING	DEGREE OF PROTECTION
IK00	No protection
IK01	Protected against 0.14 joules impact. Equivalent to impact of 0.25 kg mass dropped from 57mm above impacted surface.
IK02	Protected against 0.2 joules impact. Equivalent to impact of 0.25 kg mass dropped from 80mm above impacted surface.
IK03	Protected against 0.35 joules impact. Equivalent to impact of 0.25 kg mass dropped from 140mm above impacted surface.
IK04	Protected against 0.5 joules impact. Equivalent to impact of 0.25 kg mass dropped from 205mm above impacted surface.
IK05	Protected against 0.7 joules impact. Equivalent to impact of 0.25 kg mass dropped from 285mm above impacted surface.
IK06	Protected against 1 joules impact. Equivalent to impact of 0.25 kg mass dropped from 405mm above impacted surface.
IK07	Protected against 2 joules impact. Equivalent to impact of 0.5 kg mass dropped from 400mm above impacted surface.
IK08	Protected against 5 joules impact. Equivalent to impact of 5 kg mass dropped from 100mm above impacted surface.
IK09	Protected against 10 joules impact. Equivalent to impact of 5 kg mass dropped from 200mm above impacted surface.
IK10	Protected against 20 joules impact. Equivalent to impact of 5 kg mass dropped from 405mm above impacted surface.








GENERAL INFORMATION

LAMP TYPES

SYMBOL	TYPE	LUMINOUS EFFICACY (lm/w)	LUMEN OUTPUT (lm)	CCT (k)	CRI	AVERAGE LIFE (Hours)	CAP TYPE
	Fluorescent U shape 2 pin	50 – 80	250 – 900	4000	56 – 90	6000	G23/-2G7
	Fluorescent Double U shape	40 – 70	600 – 1800	4000	56 – 90	8000	G24d/-q
	Fluorescent U shape 4 pin		600 – 2900	4000	56 – 90	8000	2G11
	3 U Dulux Fluorescent	40 – 76	300 – 3200	4000	65 – 90	8000	G24d/-q
	Dichroic	12 – 19	240 – 975	3000	100	3000	G5.3
	CFL	40 – 65	400 – 1500	3000	65 – 90	8000	E27/B22
	Fluorescent	65 – 71	1050 – 2700	3500	65 – 90	8000	GR10q
	Fluorescent tube	66 – 100	430 – 3150	3000	65 – 90	5000 – 1200	G5/G13
	G9 Capsule lamp	8 – 9	190 – 370	2700	100	1500	G9
	Halogen lamp	15 – 29	350 – 1450	3000	100	3000	G4/G6.35
	Halogen linear lamp	16 – 20	3520 – 9900	3000	100	2000	R7S
	AR111	10 – 12	3000	3000	100	2000	G53
	GU10 lamp	7 – 8	250 – 600	2700	100	2000	GU10
	MBF	45 – 50	2000 – 5600	2000 – 3500	40 – 49	8000	E27
	HPS	70 – 130	3500 – 130,000	2000	25	12,000	E27/E40
	Incandescent	6 – 12	150 – 3150	2700	100	1000	E27/B22

GENERAL INFORMATION

LAMP TYPES

SYMBOL	TYPE	LUMINOUS EFFICACY (lm/w)	LUMEN OUTPUT (lm)	CCT (k)	CRI	AVERAGE LIFE (Hours)	CAP TYPE
	Reflector incandescent	6 – 12	200 – 500	2700	100	1000	E27/B22
	Quartz metal halide 1 end	60 – 80	3400 – 1350	4200	65 – 85	6000	G12
	Quartz metal halide 2 end	60 – 80	5000 – 11000	4200	65 – 85	6000	R7S
	Metal Halide	60 – 80	3400 – 13,500	3000	65 – 85	9000	G12
	CFL GX53	28	260	2700 – 4000	80 – 90	10,000	GX53
	CFL GU10	31	350	2700 – 4000	80 – 90	10,000	GU10 CFL
	LED	80 – 150+	10 – 10,000	2700 – 6500	65 – 95	50,000	LED

Luminance = amount of light emitted from a particular area (cd/m²)

Luminous Flux = total energy emitted by a light source in the visible spectrum (lm)

Luminous Efficacy = amount of light emitted per unit of energy consumed (lm/w)

CCT - Correlated Colour Temperature = a measure to describe the appearance of white light (warm 3,000K, cool 4,000K etc) by comparing to a black body at a certain temperature (K)

CRI - Colour Rendering Index = a measure to describe the ability of a light source to reproduce colours accurately with reference to an ideal source

Note: LED lamp/luminaire lifetime is based on the definition from Annex II of COMMISSION REGULATION (EU) No 1194/2012

GENERAL INFORMATION

PART L1 AND L2

PART L1 AND L2 REQUIREMENTS – APRIL 2014

The April 2014 lighting compliance guide provides guidance on the specification of fixed internal and external lighting for new and existing dwellings to meet relevant energy efficiency requirements in the Building Regulations.

PART L1

Limits remain unchanged (>45lm/cctW and >400lm).

Light fittings LESS THAN 5W do not count towards the total number of light fittings so performance is irrelevant. This would apply to lamps less than 5W.

PART L2

Limits increased (>60lm/cctW).

This is MINIMUM 60lm/cctW. Displaying lighting products should be MINIMUM 22lm/cctW

DOMESTIC BUILDING SERVICES COMPLIANCE

Recommended minimum standards for fixed internal and external lighting

Lighting	New and existing systems	Supplementary Information
Fixed internal lighting	<p>a. In the areas affected by the building work, provide low energy light fittings (fixed lights or lighting units) that number not less than three per four of all the light fittings in the main dwelling spaces of those areas (excluding infrequently accessed spaces used for storage, such as cupboards and wardrobes).</p> <p>b. Low energy lighting fittings should have lamps with luminous efficacy greater than 45 lamp lumens per circuit-watt and a total output greater than 400 lamp lumens.</p> <p>c. Lighting fittings whose supplied power is less than 5 circuit-watts are excluded from the overall count of the total number of light fittings.</p>	<p>Lighting fittings may be either:</p> <ul style="list-style-type: none"> dedicated fittings which will have separate control gear and will take only low energy lamps (e.g. pin based fluorescent or compact fluorescent lamps); or standard fittings supplied with low energy lamps with integrated control gear (e.g. bayonet or Edison screw base compact fluorescent lamps). <p>Light fittings with GLS tungsten filament lamps or tungsten halogen lamps would not meet the standard.</p> <p>The Energy Saving Trust publication GIL20, Low energy domestic lighting, gives guidance on identifying suitable locations for fixed energy efficient lighting.</p>
Fixed internal lighting	<p>Where fixed external lighting is installed, provide light fittings with the following characteristics:</p> <p>a. Either:</p> <ol style="list-style-type: none"> lamp capacity not greater than 100 lamp-watts per light fitting; and all lamps automatically controlled so as to switch off after the area lit by the fitting becomes unoccupied; and all lamps automatically controlled so as to switch off when daylight is sufficient. <p>b. Or:</p> <ol style="list-style-type: none"> lamp efficacy greater than 45 lumens per circuit-watt; and all lamps automatically controlled so as to switch off when daylight is sufficient; and light fittings controllable manually by occupants. 	<p>A single switch should normally operate no more than six light-fittings with a maximum total load of 100 circuit-watts.</p>

GENERAL INFORMATION

PART L1 AND L2

NON – DOMESTIC BUILDING SERVICES COMPLIANCE

There are two alternative approaches, applicable both to systems in new buildings and to replacement systems in existing buildings. The guidance applies to a) general interior lighting and b) display lighting.

Recommended minimum lighting efficacy with controls in new and existing buildings

		Initial luminaire lumens/circuit-watt
General lighting in office, industrial and storage spaces		60
Controls	Control factor	Reduced luminaire lumens/circuit-watt
a daylit space with photo-switching with or without override	0.90	54
b daylit space with photo-switching and dimming with or without override	0.85	51
c unoccupied space with auto on and off	0.90	54
d unoccupied space with manual on and auto off	0.85	51
e space not daylit, dimmed for constant illuminance	0.90	54
a + c	0.80	48
a + d	0.75	45
b + c	0.75	45
b + d	0.70	42
e + c	0.80	48
e + d	0.75	45
General lighting in other types of space		The average initial efficacy should be not less than 60 lamp lumens per circuit-watt
Display lighting		The average initial efficacy should be not less than 22 lamp lumens per circuit-watt

Recommended minimum standards for metering of general and display lighting in new and existing buildings

	Standard
Metering for general or display lighting	a. kWh meters on dedicated lighting circuits in the electrical distribution; or b. local power meter copuled to or integrated in the lighting controllers of a lighting or building management system; or c. a lighting management system that can calculate the consumed energy and make this information available to a building management system or in an exportable file format. (This could involve logging the hours run and the dimming level, and relating this to the installed load).

Note: The LENI (Lighting Energy Numerical Indicator) method is an alternative to complying with the efficacy standards set out in the tables above. The LENI method calculates the performance of lighting in terms of energy per square metre per year (kWh/m²/year), based on BS EN 15193:2007, Energy performance of buildings.

GENERAL INFORMATION

PART L1 AND L2

KEY TERMS

Circuit-watt means the power consumed in lighting circuits by lamps and, where applicable, their associated control gear (including transformers and drivers) and power factor correction equipment.

Light fitting means a fixed light or lighting unit that can comprise one or more lamps and lampholders, control gear and appropriate housing. The control gear may be integrated in the lamp or located elsewhere in or near to the fixed light.

Fixed external lighting means lighting fixed to an external surface of the dwelling supplied from the occupier's electrical system. It excludes lighting in common areas of blocks of flats and in other communal accessways.

Office area means a space that involves predominantly desk-based tasks – e.g. a classroom, seminar or conference room.

Daylit space means any space:

- a. Within 6m of a window wall, provided that the glazing area is at least 20% of the internal area of the window wall
- b. Below rooflights, provided that the glazing area is at least 10% of the floor area

The normal transmittance of the glazing should be at least 70%; if the light transmittance is below 70%, the glazing area should be increased proportionately for the space to be defined as daylit.

Local manual switching means that the distance on plan from any local switch to the luminaire it controls should generally be not more than six metres, or twice the height of the light fitting above the floor if this is greater. Where the space is a daylit space served by side windows, the perimeter row of lighting should in general be separately switched. Photoelectric control is a type of control which switches or dims lighting in response to the amount of incoming daylight.

Presence detection is a type of control which switches the lighting on when someone enters a space, and switches it off, or dims it down, after the space becomes unoccupied.

Absence detection is a type of control which switches the lighting off, or dims it down, after the space becomes unoccupied, but where switching on is done manually.

Lamp lumens means the sum of the average initial (100 hour) lumen output of all the lamps in the luminaire.

Lamp lumens per circuit-watt is the total lamp lumens summed for all luminaires in the relevant areas of the building, divided by the total circuit-watts for all the luminaires.

LOR is the light output ratio of the luminaire, which means the ratio of the total light output of the luminaire under stated practical conditions to that of the lamp or lamps contained in the luminaire under reference conditions.

Luminaire lumens per circuit-watt is the (lamp lumens x LOR) summed for all luminaires in the relevant areas of the building, divided by the total circuit-watts for all the luminaires.



GENERAL INFORMATION

TERMS & CONDITIONS

1. Definitions

- 1.1 'Buyer' means the person who agrees to buy the goods from the Seller in the course of their business, trade or profession.
- 1.2 'Consumer' means a person who agrees to buy the Goods or Services from the Seller and who has rights under current Irish Consumer legislation including the Sale of Goods Act 1893, the Sale of Goods and Supply of Services Act 1980, the Consumer Credit Act 1995 and the Consumer Protection Act 2007.
- 1.3 'Goods' means the articles which the Buyer or Consumer agrees to buy from the Seller.
- 1.4 'Services' means the Seller's lighting design service.
- 1.5 'Seller' means LED Lighting and Electrical Distribution Group U.C. of Nangor Road, Dublin 12, Ireland, D12E7VP
- 1.6 'Price' means the price for the Goods or Services including carriage and packaging costs but excluding VAT unless otherwise stated. Please note that a price quotation for orders for European and Worldwide destinations (excluding Ireland & UK) does not include the carriage fee.

2. Conditions, Order Confirmation and Cancellation

- 2.1 Any variation of these Conditions (including any special terms and conditions agreed between the parties) shall be inapplicable unless agreed in writing by Seller.
- 2.2 An order is deemed to be confirmed once a valid purchase order is received from Buyer or Consumer. Buyer and Consumer acknowledge that they have read and understood these terms and conditions as they appear in our current catalogue from which the Goods have been selected and/or our website (in the case of internet orders) and/or prior to sending a purchase order and in all applicable cases, agree to be bound by them.
- 2.3 Cancelled Delivery: An order may be cancelled up to the point of it being despatched with no additional charges. If the Goods have left Seller's premises, then Buyer or Consumer shall pay the cost of carriage for shipping back to Seller. The local Area Sales Manager will issue a return authorisation to be sent with Buyer or Consumer's debit note. This only applies to orders cancelled within 24 hours of the order being placed. After this, the Goods can only be returned as a stock cleanse or Goods not required, under clause 8.2 or 8.3 below. Any Goods that are not Robus catalogue items but are purchased specifically to meet a Buyer or Consumer order cannot be cancelled prior delivery and must be paid for in full.
- 2.4 All orders for Goods or Services shall be deemed to be an offer by Buyer or Consumer to purchase Goods or Services from Seller and Seller's delivery of the Goods or Services ordered shall constitute acceptance of such offer.
- 2.5 In the event of a minor change in product specification dictated by Seller's suppliers and/or technological requirements arising after an order has been confirmed, Seller reserves the right to deliver substitute Goods most closely meeting Buyer's order by reference to Seller's Product Information documents on Seller's website but without prejudice to Buyer or Consumer's rights under clause 2.3.

3. Price and Payment

- 3.1 Prices are in Euro (€) or Pound Sterling (£) or US Dollars (\$) exclusive of VAT unless otherwise stated
- 3.2 Payment of the Price (and VAT unless otherwise stated) by Buyer shall be due strictly within the prior negotiated credit terms as agreed between the parties from the date of the invoice and on approved accounts and in the case of Consumer or unapproved Buyer account sales, at the point of purchase.
- 3.3 If payment is not received from Buyer on the due date then without prejudice to any of the Seller's other rights Seller may:
 - 3.3.1 suspend or cancel deliveries of any Goods or Services due to Buyer; and/or without prior notice
 - 3.3.2 appropriate any payment made by Buyer to such Goods or Services (or made under any other contract with Buyer) that Seller may in its sole discretion think fit; and/or
 - 3.3.3 treat this contract as repudiated by Buyer.
- 3.4 Buyer or Consumer may not withhold payment of any invoice or other amount due to Seller by reason of any right of set-off or counterclaim which Buyer or Consumer may assert for any reason whatsoever.

4. Risk and Loss or Damage to Goods

- 4.1 The risk in respect of all Goods supplied by the Seller shall pass to the Buyer or Consumer upon delivery to the Buyer or Consumer or dispatch by Seller in accordance with Buyer or Consumer's delivery instructions. It is Buyer or Consumer's responsibility to inspect the Goods prior to acceptance. Signature of a delivery docket by or on behalf of Buyer or Consumer shall be deemed acceptance of the Goods in the condition in which they are delivered and release Seller from all liability in respect of damage in transit or shortages.
- 4.2 Where damage or loss or shortages occur to the Goods prior to risk passing to the Buyer or Consumer, it shall be Buyer or Seller's responsibility to note such damage or loss or shortages on the delivery docket and, within 3 working days from the date of delivery, notify Seller in writing of the particulars in order to validate a claim, quoting the delivery docket reference.
- 4.3 Buyer or Consumer must return all Goods damaged in transit, that have not been accepted, to Seller, properly packaged, within one month of inspection.

5. Retention of Title

- 5.1 Ownership of the Goods shall remain the property of Seller until such a time as Buyer or Consumer has paid the Price (including VAT) in full, and no other sums whatever shall be due from Buyer or Consumer to Seller whether in respect of those Goods or delivered Goods the subject of any other order from Buyer or Consumer.
- 5.2 If Buyer or Consumer fails to make a payment for the Goods in accordance with the terms and conditions of this Contract or commits any other breach of this contract, or commits an act of bankruptcy or if Buyer or Consumer being a company is the subject of a winding up petition or resolution or a receiver shall be appointed over Buyer's or Consumer's assets all sums due in respect of the Goods shall become payable immediately and Seller may in its absolute discretion and without prejudice to any other rights which it may have, exercise its rights pursuant to clause 3.3.

GENERAL INFORMATION

TERMS & CONDITIONS

- 5.3 Ownership of the intellectual property in the design and solutions (including but not limited to copyright in all drawings, sketches and specifications) produced by the Seller and provided as part of the Services shall remain at all times in and with the Seller.
- 6. Remedies and Liabilities**
- 6.1 The entire liability of Seller to Buyer or Consumer arising out of this contract and all Goods or Services supplied or to be supplied hereunder shall be limited to repayment of the Price and shall not in any circumstance include any other direct or indirect loss, cost, damage, charge or expense (including any secondary or other third party charges or expenses) suffered or incurred by Buyer. The Seller shall not be liable for any loss based on delivery times quoted.
- 6.2 Seller shall not be liable for any loss, costs, damages, charges or expenses caused, directly or indirectly, by any delay in the delivery of the Goods or Services.
- 6.3 The statutory rights of Consumer under current Irish legislation remain unaffected.
- 7. Alteration of Order**
- 7.1 Prior to delivery, Buyer and Consumer have the right to alter the order. Any changes to the order will be deemed a cancellation of the original order. A revised order confirmation will be issued by Seller. Seller reserves the right to alter the Price as a result of any change to an order requested by Buyer and Consumer. Pursuant to clause 2.3, the Seller will not accept any alterations to orders where production has begun within either its customised conversions department or one of the Seller's manufacturing partners for Goods that are being manufactured to meet a specific Buyer or Consumer order.
- 8. Returns Policy**
- 8.1 Returns will only be accepted in the below circumstances
- 8.1.1 Faulty Goods: Goods that are faulty (for reasons other than damage in transit) must be inspected by Seller's local Area Sales Manager who will provide a return authorisation number to be included with Buyer or Consumer's debit note. Without these documents the return will be refused and returned to Buyer or Consumer with a charge made for carriage. Any Goods that are subsequently found not to be faulty will be returned to Buyer or Consumer, with no credit being issued and the carriage costs will be charged to Buyer or Consumer.
- 8.1.2 Stock Cleanse: An annual stock cleanse is available to non-Consumer stockists. The value of the replacement order is a minimum of two for one. The following criteria must be adhered to:
- All Goods must be in box quantities.
 - All Goods must be in our current catalogue.
 - The stock cleanse cannot exceed 10% of that Buyer's branch turnover from the previous trading year.
 - The stock cleanse must be authorised by the local Area Sales Manager, who will provide a return authorisation number for the Goods.
 - The stock cleanse must be inspected by the local Area Sales Manager before the Goods are returned.
 - Buyer is responsible for the return of the Goods along with any shipping costs. Collections are available and are chargeable. The local Area Sales Manager can provide costings for this service.
- Stock cleanse cannot be authorised between 1 November and 31 December of any trading year.
- 8.2 Returns: Buyers and Consumers shall ensure that any Goods being returned are packed/wrapped sufficiently to prevent cartons being damaged. If Goods are damaged and not fit for resale, credit will not be issued for these Goods. Goods will be returned and a carriage charge to return will be applied.
- 8.3 Short Delivery: Buyer or Consumer must notify Seller's Sales Office within 2 working days of receipt of delivery if there is a shortfall of Goods to invoice/delivery note. Requests received after 3 working days cannot be entertained.
- 8.4 Exclusions: Any Goods that are not Robus catalogue items or a product(s) that have been converted through the customised conversions department are excluded from the returns policy. Once a purchase order has been received for these items, they are deemed to be non-cancellable and non-returnable.
- 9. Terms Specific to the Services**
- 9.1 All calculations made by Seller are based on information provided by Buyer including any Buyer drawings and verbal information received. Seller takes no responsibility for the maintenance regime and only guarantees light levels at start of life. Seller's lighting designs are based on relevant lighting guides in conjunction with best practice.
- 9.2 The Robus LDT files used to produce a design Service are specific to the Robus Luminaires included therein. A new lighting design must be produced should an alternative fitting be required. The optics of different fittings are rarely the same even if the lumen output is identical. Buyer acknowledges that using an alternate fitting without a design could render the scheme noncompliant with relevant lighting guides.
- 9.3 It is Buyer's responsibility to check emergency scheme and confirm with local building or fire control officer and ultimately obtain and required building owner approval. Any emergency calculations that have been made by Seller have been based on 0.5 lux for open areas and 1 lux for escape routes unless otherwise stated. Positioning of firefighting and call points is unknown and hence the design Service does not consider this requirement. The absence of an emergency scheme within the design does not indicate one is not required, rather that the brief has suggested that this is either already in existence or will be provided by another source.
- 9.4 It is Buyer's responsibility to ensure that the lighting scheme or other design Service provided complies with all Buyer requirements before placing an order with Seller's sales team. Where schematic drawings have been provided by Buyer in either AutoCAD or PDF format, Seller will endeavour to ensure that the scale of the drawings are correct in Seller's designs but it remains Buyer's responsibility to ensure that any scaling indicated in our Services are correct and that any inaccuracies are brought to Seller's attention prior to placing an order.
- 10. Law**
- 10.1 This Contract is subject to the law of the Republic of Ireland and the parties submit to the non-exclusive jurisdiction of the Irish Courts sitting in Dublin.

GENERAL INFORMATION

HOW TO USE THIS CATALOGUE

COLOUR ABBREVIATIONS

-01	White
-02	Brass
-03	Chrome
-04	Black
-07	Blue
-09	Yellow
-10	Matte Black
-11	Matte White
-13	Brushed Chrome
-14	Antique Brass
-15	Satin Silver
-23	Aluminium
-24	Grey
-25	Dark Grey
-CW	Cool White LEDs
-WW	Warm White LEDs
CCT1 -	Single Colour White
CCT2 -	Tunable White
CCT3 -	3 Selectable Whites
CCT4 -	4 Selectable Whites
RGB -	Colour Only
RGB+WW -	Colour + Warm White
RGB+CW -	Colour + Neutral White
RGBWW -	Colour + Tunable White (i.e. RGB+CCT2)

NEW SYMBOLS



CCT Selectable:

Also referred to as correlated colour temperature selectable. Refers to ability to choose the colour temperature (Kelvin) of the light fitting using a switch on the fitting.

- Allows end user to choose the perfect temperature to suit their space.



Self Test:

This feature allows emergency lighting to check itself automatically to ensure that the battery and lamp in each emergency fitting are fully operational.

- Convenience: The mandatory test can be carried out without causing disruption or preventing normal use of the building.
- Savings: Whilst self test options are typically more expensive, you will save on maintenance costs.
- Due Diligence: Allows for regular testing meaning you can meet all legal requirements hassle free.



Dual Test:

Switch included to enable the product to be either standard test and self-test.

Advantages:

- Convenience: The product can be simply changed from standard emergency to a self test version with the flick of a switch.
- The self test function meets the requirements of EN 62034:2012.
- This ability will save time and effort for contractors installing Robus Dual Test emergency's in areas with different specifications.
- It is a great stock saver for in the warehouse, on the shelf or in the van.



Dual Wattage:

A light fitting with dual wattage provides you with the option to choose between different wattages. Allowing the end user to choose between low or higher wattage option.



Plus Product:

These products are extensions of our standard ranges with enhanced capabilities and/or features.

GENERAL INFORMATION

HOW TO USE THIS CATALOGUE

SYMBOLS GUIDE



Indicates x years warranty



Lumens per Watt



Ingress Protection against dust and water (see technical information)



Fire Rated Symbol



Dimmable



LiFePO₄ Battery



Lifetime Hours



Impact Protection Rating



Colour temperature (Correlated Color Temperature)



Bathroom Zone 1
Suitable for use in indicated bathroom zone*



Bathroom Zone 2
Suitable for use in indicated bathroom zone*



Rotation Angle



Adjustment Angle (tilt)



High Frequency Electronic Control Gear included



Photometrics available



Operating Voltage – 12V AC



Operating Voltage – 220V / 230V - 12V
Step down transformer included



Operating Voltage – 220V / 240V



Operating Voltage – 12V DC



Pull Switch



Integral Switch



Safety Class I
Electrically insulated and earthed. In the event of a basic insulation failure, exposed metal parts that could become live are protected by the earth



Safety Class II
Live parts are equipped with additional insulation protection such as reinforced or double insulation and do not require an earth



Safety Class III
Safety extra low voltage (SELV), requires no additional protection less than 24V AC or 55V DC



Safety Isolating Transformer



Compliance with Part L1 of Building Regulations



Compliance with Part L2 of Building Regulations

COLOUR APPEARANCE

Summer Sunlight (Northern Hemisphere)	5,500	Daylight White
	5,000	
	4,500	Cool White
	4,000	
	3,500	Neutral White
	3,000	
	2,500	Warm White
	2,000	
Candle	1,500	

SWIFT **Swift Connector**

Connector

COB **Chip on Board**

ChipOnBoard

ACTIVATE **Driver on Board**

DriverOnBoard

LEDCHROIC™

GENERAL INFORMATION

INDICES BY PRODUCT NAME

360° PIR	154	GARDEN SPIKES AND SPOT LIGHTS	302
ACORN SINGLE CIRCUIT SPOTS & KITS	380	GEM LED CCT4 DOWNLIGHT	206
ALEXANDER LED BATTEN	116	GOLF CCT3 LED MODULAR	242
APEX LED WALL LIGHT	290	GOLF LED	236
ASYMMETRIC LED GROUND LIGHT	299	GOLF LED CCT3 SELECTABLE	240
ATLANTIC AC STRIP	352	GOLF LED RETROFIT TRAY	246
ATMOS LED PANEL	100	GOLF SLIM	244
AVIOR SURFACE EMERGENCY DOWNLIGHT	428	GRANADA HUMANITAS	77
BEACON BOLLARDS	293	GRANADA UGR<19 LED	222
BLADE DUAL TEST	422	HARBOUR DUO LED CORROSION PROOF	142
CAESAR LED BATTEN	118	HARBOUR LED CORROSION PROOF	136
CAMERA CONNECT	60	HAWK DUAL POWERLED	254
CAMERA CONNECT IP65	61	HAWK LED	252
CAPELLA FIRE RATED	197	HELM HAND DRYER	410
CARINA EMERGENCY DOWNLIGHT	427	HIGHBAY EMERGENCY PACK	432
CAVAN LED CCT3 SELECTABLE	210	HILUME LED FLOOD LIGHT	274
CAVAN LED CCT3 SELECTABLE, TILT	211	HOLDERS, THERMOSTAT & SOCKETS	466
CHIME CONNECT	63	HORIZON LINEAR	130
CLIPS & GLANDS	467	KINGSTON LED LOW BAY	170
COMMODORE LED CABINET LIGHT	394	LAZER 2 LED VAPOUR PROOF	156
COMPACT LED	264	LED BULKHEADS	424
COMPACT LED SQUARE	265	LED EXIT BOX	419
COSMIC ASYMMETRIC LED FLOOD LIGHT	168	LINX 1 CHANNEL POWER MONITORING CONTROLLER	92
COSMIC LED FLOOD LIGHT	164	LINX 3 CHANNEL POWER MONITORING CONTROLLER	91
DALLAS LED BACKLIT PANEL	104	LINX IP20 MULTI FUNCTION	97
DAYLIGHT HARVEST SENSOR	458	LINX IP65 MICROWAVE MOTION SENSOR	94
DELPHI DIMMABLE LED LAMPS	442	LINX IP65 PHOTOCCELL/DAYLIGHT SENSOR	95
DELPHI NON-DIMMABLE LED LAMPS	443	LINX ZIGBEE SCENE CONTROLLER	96
DESMOND LED	426	LOADPRO 250W DIMMER	461
DEXTER LED DOWNLIGHT	224	LUNATE	247
DIMMER SWITCHES	462	MACAU 24V COB FLEXI-STRIP	334
DIVA LED DUAL VOLTAGE SHAVER LIGHT	407	MACAU ACCESSORIES	336
DIVA LED OVER MIRROR LIGHT	406	MIRA DUAL WATTAGE LED CCT4 DOWNLIGHT	214
DOOR SENSOR CONNECT	58	MODUM HUMANITAS	75
DOORBELL CONNECT	62	MOTION SENSOR (PIR AND MW)	459
DRACO DIM TO WARM DOWNLIGHT	209	MUSTER IP65 LED TWINSPOT	430
EAGLE LED 14W	257	OHIO LED BULKHEAD	278
EAGLE LED 24W	258	ORB CCT3 SURFACE FITTING	250, 282
EAGLE LED 7 & 10W	256	ORIENT BOLLARDS	294
EARL LED CCT3 SELECTABLE BATTEN	124	OWL HUMANITAS	79
EBLANA EMERGENCY LED BULKHEAD	416	OYSTER LED	267
ECLIPSE LED WALL LIGHT	292	PETITE SINGLE CIRCUIT SPOTS & KITS	382
ELEVATE PANEL	128	PIR CONNECT	59
EMERGENCY PACK	431	PIR REMOTE CONTROL	155
ESTONE SHAVER LIGHTS	408	PLUG CONNECT	57
EWOK LED GROUND LIGHTS	298	PORTAL LED	260
EXTERNAL PIRS	451	POWERBAY LED HIGH BAY	163
VEGAS LED EXTRUSIONS	362	PRISMOID LED LINEAR HI-RACK	172
VEGAS LED END CAPS AND CLIPS	364	PROTON 180 EXTERNAL PIR WALL MOUNTED	455
FALCON LED WALL LIGHT	174	PROTON 360 WALL/CEILING MOUNT	456
FINCH LED TWINSPOT	429		

GENERAL INFORMATION

INDICES BY PRODUCT NAME

PROTON EXTERNAL MULTI DIRECTIONAL 180 PIR	452	TRACK ACCESSORIES	387
PROTON INTERNAL 360 PIR	446	TRALEE WALL LIGHT	287
PROTON INTERNAL 360 PIR FLUSH FRONT	447	TRAM LED TRACK PROJECTOR	378
PROTON MOTION DETECTOR 360 RECESSED	449	TREK LED TRACK PROJECTOR	376
PROTON MOTION DETECTOR 360 SURFACE	450	TRIUMPH ACTIVATE LED FIRE RATED	192
PULSE 12V DC LED FLEXI-STRIP	356	TRIUMPH SLIM FIRE RATED	190
PULSE 12VDC LED PIR	357	TROY LED TRACK PROJECTOR	374
PULSE CONNECT	48, 348	TWILIGHT LED WALL LIGHT	288
PULSE CONNECT DIGITAL STRIP KIT	51, 360	ULTIMUM CONNECT	52
PULSE CONNECT STRIP KIT	50, 359	ULTIMUM DUAL WATTAGE FIRE RATED	185
RADAR MICROWAVE SENSOR	457	ULTIMUM LED FIRE RATED	182
RAMADA LED FIRE RATED	188	ULTIMUM TILT+ LED FIRE RATED	181
REMY LED FLOOD LIGHT	270	ULTIMUM+ LED FIRE RATED	180
REX EXIT BOX	420	UNIVERSAL 360 PIR PRESENCE DETECTOR	448
RIDA MAINS VOLTAGE	230	VEGAS 12V & 24V LED RGB	318
ROBIN SHOWER DOWNLIGHTS 12V	404	VEGAS 12V & 24V TUNABLE WHITE	322
ROBIN SHOWER GU10 DOWNLIGHTS	405	VEGAS 12V WHITE	314
ROCCO	262	VEGAS 24V LED RGBW	320
ROXANA LED CCT3 SELECTABLE DOWNLIGHT	204	VEGAS 24V LONG RUN	324
ROYAL LED CABINET DOWNLIGHT	397	VEGAS 24V WHITE	316
RX200D CONNECT	54	VEGAS AMPLIFIER - RGB & RGBW	347
SALLY MAINS VOLTAGE	228	VEGAS AMPLIFIER SINGLE COLOUR	346
SAPPHIRE BULKHEAD	418	VEGAS CONNECT	46
SCHOLAR HUMANITAS	80	VEGAS DMX	348
SCHOLAR LED BATTEN	126	VEGAS EXPRESS IP20	310
SOL SOLAR LED WALL LIGHT	280	VEGAS EXPRESS IP67	312
SONIC LED MULTIBAY	162	VEGAS LED 4 CHANNEL RECEIVER	344
SONIC4 LED HIGHBAY	158	VEGAS LED 4 ZONES RF REMOTE	345
SPACE HUMANITAS	76	VEGAS LED ACCESSORIES	330, 350
SPACE UGR PANEL	108	VEGAS LED CCT2 ACCESSORIES	331
SPEAR CCT2 LED STRIPLIGHT	392	VEGAS LED CONTROLLERS	342
SPEEDBEAM IP20 BATTEN	112	VEGAS LED DIMMABLE DRIVERS IP20	338
SPEEDBEAM PLUS IP20 BATTEN	114	VEGAS LED IP20 ACCESSORIES	328
STARLING FIRE RATED SHOWER DOWNLIGHTS	400	VEGAS LED IP67 ACCESSORIES	329
STARLING PREMIUM FIRE RATED	198	VEGAS LED NON DIMMABLE DRIVERS IP20	339
STARLING PREMIUM FIRE RATED - SHOWER	202	VEGAS LED NON DIMMABLE DRIVERS IP67	340
STARLING PREMIUM FIRE RATED DIRECTIONAL	200	VEGAS LED WALL PANEL CONTROLLERS	343
STELLAR LED INDIRECT PANEL	110	VIRTUE LED DOWNLIGHT	218
STRIP HUMANITAS	82	VITA CIRCULAR LED KIT	296
STUDIO LED CCT3 SELECTABLE, DIMMABLE	216	VULCAN LED CORROSION PROOF	148
SULTAN LED CORROSION PROOF	144	VULCAN LED CORROSION PROOF - 4FT AND 2FT	150
SUN CIRCULAR LED PANEL	220	VULCAN LED CORROSION PROOF - 5FT AND 6FT	152
SWIFT CONNECTOR	460	WHITESTAR BULKHEAD	284
SWISS EXIT BLADE	423	WIFI CONTROLLER	349
SWITCH CONNECT	44	ZAK MAINS VOLTAGE	226
TAYLOR LED CCT3 SELECTABLE	205		
TIBO LED BRICK LIGHT	300		
TOGA BULKHEAD	286		
TOILET ALARM	409		
TOUCAN LED BATTEN	120		
TRACK	384		

GENERAL INFORMATION

INDICES BY PRODUCT CODE

CCLIP	467	R201SCN-13	227	R8EMLP4D-01	419
EX5	348	R208PS-01	231	R8EMLP4U-01	419
EX8S	348	R208PS-03	231	R8MLED-01	417
L200110	293	R208PS-13	231	R8MLEDLST-01	417
L20065	293	R208SCN-01	227	R8MUSTLED-01	424
LS50GU-04	303	R208SCN-03	227	RAA8306550	352
LT-854-5A	348	R208SCN-13	227	RAA8406550	352
R075LED-01	237	R225LEDC30N-01	221	RAE204006-01	117
R075LEDE-01	237	R225LEDC40N-01	221	RAE244012-01	117
R075LEDS-01	237	R235-13	287	RAE404012-01	117
R1001G2W	462	R24WLED40EU-01	264	RAE404015-01	117
R1002G2W	462	R2IN13W	303	RAE404015E-01	117
R100LED-01	237	R2T-01	385	RAE484018-01	117
R100LEDCCT3-01	241	R2T-04	385	RAE604015-01	117
R100LEDE-01	237	R300LEDC40N-01	221	RAE604015E-01	117
R100LEDES-01	237	R360PIR-01	154	RAE804018-01	117
R100LEDRET	246	R360RC-01	154	RAE804018E-01	117
R100LEDRETE	246	R3EMP4-PSU	431	RAG20	467
R100LEDS-01	237	R3IN13W	303	RAG25	467
R10LED240S-01	298	R3LED10S-01	297	RAM40306060-01	101
R120LEDC30N-01	221	R3LED10S-07	297	RAM40403012-01	101
R120LEDC40N-01	221	R3LED10SWW-01	297	RAM40406060-01	101
R1350HSD-01	410	R3LED5S-01	297	RAM40506060-01	101
R1350HSD-15	410	R3LED5S-07	297	RAM60406012-01	101
R135-13	287	R3T-01	385	RATR0113060-01	193
R150LED-01	237	R3T-04	385	RATR6P03038-01	193
R150LED3SD-01	237	R4EMLST	432	RATR6P04038-01	193
R150LEDC30N-01	221	R4W30LEDBH-01	286	RATR8P03038-01	193
R150LEDC40N-01	221	R4WLEDBH-01	286	RATR8P04038-01	193
R150LEDCCT3-01	241	R5MCCT1-WIFI	48, 358	RAV3ST-01	428
R150LEDCCT3S-01	241	R5MRGB-WIFI	48, 358	RAX4530-25	290
R150LEDE-01	237	R5MSIK-CW	356	RAX4540-25	290
R150LEDES-01	237	R5MSIK-RGB	356	RBL4DT-01	422
R150LEDS-01	237	R5MSIK-RGBD	51, 360	RBRGZ10	466
R170LEDC40N-01	221	R5MSIK-RGBW	50, 359	RC-01	387
R180-01	451	R5MSIK-WW	356	RC-04	387
R180-04	451	R60BHPC-01	285	RC100LEDN-01	264
R18ASGL	299	R60BHPC-04	285	RC100LEDNE-01	264
R1T-01	385	R60BHPIR-01	285	RC100LEDSQ-01	264
R1T-04	385	R60BHPIR-04	285	RC-13	387
R1T-13	385	R6LED240S-01	298	RC7W723-01	205
R201PS-01	231	R7EMLST	432	RC8CCT3-01	210
R201PS-03	231	R888GZ-01	381	RC8CCT3-13	210
R201PS-13	231	R888GZ-13	381	RCA244012-01	119
R201SCN-01	227	R888GZ3-01	381	RCA484012-01	119
R201SCN-03	227	R888GZ3-13	381	RCA484015-01	119

GENERAL INFORMATION

INDICES BY PRODUCT CODE

RCA484015E-01	119	RCPIR-01	59	REXA172-23	362
RCA604018-01	119	RCRX200D	54	REXA172-EC	364
RCA804015-01	119	RCT6CCT3-01	211	REXC242-23	362
RCA804015E-01	119	RCT6CCT3-13	211	REXC242-EC	364
RCA964018-01	119	RDA0830S-01	407	REXP142-23	362
RCBWS2	44	RDA0830S-03	407	REXR092-23	362
RCCHIME-01	63	RDA1530-03	406	REXR092-EC	364
RCCI1080-01	60	RDD1P5LC-01	426	REXR212-23	362
RCCO1080-01	61	RDD1P5LO-01	426	REXR212-EC	364
RCD1080-04	62	RDE6P030D-01	224	REXR522-23	363
RCD2P530-01	395	RDE6P040D-01	224	REXR522-EC	364
RCD2P530-13	395	RDH4P530	443	REXS092-23	363
RCD2P540-01	395	RDH4P540	443	REXS092-C	364
RCD2P540-13	395	RDH5P027DU	442	REXS092-EC	364
RCDS-01	58	RDH5P030DU	442	REXS212-23	363
RCGBW	44	RDH5P040DU	442	REXS212-C	363
RCM10030-04	164	RDH5P5D2W	442	REXS212-EC	364
RCM10040-04	164	RDL3040-01	105	REXSW071-23	363
RCM12530AS-04	169	RDL30406060-01	105	RFA03555-04	175
RCM12540AS-04	169	RDL30506060-01	105	RFA03555DH-04	175
RCM15030-04	164	RDL40306060-01	105	RFA05055-04	175
RCM15040-04	164	RDL40406060-01	105	RFA05055DH-04	175
RCM17030AS-04	169	RDL4040606065-01	105	RFA05055DHX-04	175
RCM17040AS-04	169	RDL40406060UGR-01	105	RFA05055X-04	175
RCM20030-04	164	RDL40506060-01	105	RFN2-01	429
RCM20040-04	164	RDLHRV-HMW32S	458	RFN2ST-01	429
RCM29030AS-04	169	RDPTA INDICATOR	409	RGA1040-01	223
RCM29040AS-04	169	RDPTA PULLCORD	409	RGA1540-01	223
RCM30040-04	164	RDPTA RESET PANEL	409	RGA2040-01	223
RCM3030-04	164	RDPTA-01	409	RGA2840-01	223
RCM3030AS-04	169	RDR6D2W-11	209	RGE6CCT4-10	207
RCM3040-04	164	REEL02440-01	258	RGE6CCT4-11	207
RCM3040AS-04	169	REEL02440E-01	258	RGE6CCT4-15	207
RCM5030-04	164	REEM01040-01	256	RHA10402FTV2-24	139
RCM5030AS-04	169	REEM01540-01	257	RHA20402FTV2-24	139
RCM5040-04	164	REEM01540E-01	257	RHA20404FTV2-24	139
RCM5040AS-04	169	REES7P040-01	256	RHA20504FTV2-24	139
RCM9030AS-04	169	REL0630-25	292	RHA28405FTV2-24	139
RCM9040AS-04	169	REL1230-25	292	RHA28505FTV2-24	139
RCN2ST-01	427	RER2006CCT3-01	125	RHA34406FTV2-24	139
RCN4STO-01	427	RER4012CCT3-01	125	RHA34506FTV2-24	139
RCONIP68-04	467	RER6015CCT3-01	125	RHA40404FTV2-24	139
RCONIP68T-04	467	RER6018CCT3-01	125	RHA40504FTV2-24	139
RCP13UK-01	57	REV40403012T-01	128	RHA58405FTV2-24	139
RCP16EU-01	57	REX4P0-01	420	RHA58505FTV2-24	139
RCPF10	197	REX4P0LST-01	420	RHA70406FTV2-24	139

GENERAL INFORMATION

INDICES BY PRODUCT CODE

RHA70506FTV2-24	139	RHR40CCT3DD-10	131	RMU67-EC	336
RHA80405FTV2-24	139	RHV0830-01	279	RMU720-30	335
RHC0830-01	279	RHV1230-01	279	RMU720-40	335
RHC1230-01	279	RHV1240-01	279	RMU767-30	335
RHC1240-01	279	RHV12CCT3P-01	279	RMU767-40	335
RHC12CCT3P-01	279	RHV18CCT3-01	279	RMU-C	336
RHC18CCT3-01	279	RHZETM13	79	RMU-C1	336
RHD10202FT-24	143	RHZGA30-01	77	RMU-C2	336
RHD20404FT-24	143	RHZMMEN-01	75	RMUCOBRGB20	335
RHD30605FT-24	143	RHZSC4515-01	80	RMUCOBRGB67	335
RHD40806FT-24	143	RHZSCCT2	82	RMUCOBRGB-C	336
RHKLDP40-01	254	RHZSP306060-01	76	RMUCOBRGB-C1	336
RHKM01040-01	253	RKC2S	466	RMUCOBRGB-C2	336
RHKM01040E-01	253	RKC3S	466	RNA6CCT3-01	204
RHKM01540-01	253	RKN12050DA-01	170	ROR204063-04	294
RHKM01540E-01	253	RL-01	387	ROR204098-04	294
RHL10030-04	277	RL-04	387	RPB10050DAS-04	163
RHL10040-01	277	RLA250DTG-01	461	RPD12050DA-23	172
RHL10040-04	277	RLE-01	387	RPD15050DA-23	172
RHL1030-04	275	RLE-04	387	RPIRMW-HIM31S	459
RHL1030P-04	275	RLE-13	387	RPO10CCT3-01	261
RHL1040-01	275	RLEDSTR10X-01	393	RPO10CCT3E-01	261
RHL1040-04	275	RLEDSTR14X-01	393	RPO10CCT3ES-01	261
RHL1040P-01	275	RLEDSTR3X-01	393	RPO10CCT3S-01	261
RHL1040P-04	275	RLEDSTR4X-01	393	RPO18CCT3-01	261
RHL2030-04	275	RLEDSTR8X-01	393	RPO18CCT3E-01	261
RHL2030P-04	275	RLT4CCT3-01	247	RPO18CCT3ES-01	261
RHL2040-01	275	RLZ204006-24	157	RPO18CCT3S-01	261
RHL2040-04	275	RLZ344012-24	157	RPR180PIR-01	453
RHL2040P-01	275	RLZ504015-24	157	RPR180PIR-04	453
RHL2040P-04	275	RM100LEDCCT3-01	242	RPR180PIRW-01	455
RHL3030-04	276	RM150LEDCCT3-01	242	RPR360IP44-01	456
RHL3030P-04	276	RMR1824X0-01	215	RPR360PIRF-01	447
RHL3040-01	276	RMR3040X0-01	215	RPR360PIRR-01	446
RHL3040-04	276	RMR5LST-01	430	RPR360PIRS-01	450
RHL3040P-01	276	RMU1420-30	335	RPUPIR-01	357
RHL3040P-04	276	RMU1420-40	335	RR360-01	449
RHL5030-04	276	RMU1467-30	335	RRA083060-01	188
RHL5030P-04	277	RMU1467-40	335	RRA084060-01	188
RHL5040-01	277	RMU67-C	336	RRB14CCT3-01	251, 283
RHL5040-04	276	RMU67-C1	336	RRB14CCT3E-01	251, 283
RHL5040P-01	277	RMU67-C12	336	RRB14CCT3S-01	251, 283
RHL5040P-04	277	RMU67-C2	336	RRD360MW-01	457
RHR2540UGR-10	131	RMU67COBRGB-C	336	RRE1030-04	271
RHR2540UGRDD-10	131	RMU67COBRGB-C1	336	RRE1030P-04	271
RHR40CCT3-10	131	RMU67COBRGB-C2	336	RRE1040-01	271

GENERAL INFORMATION

INDICES BY PRODUCT CODE

RRE1040-04	271	RSB404012-01	113	RSUF405FT-24	147
RRE1040P-01	271	RSB584015-01	113	RSUF405FTE-24	147
RRE1040P-04	271	RSB764018-01	113	RSUF484FT-24	147
RRE2030-04	271	RSBX012-01	115	RSUF484FTE-24	147
RRE2040-01	271	RSBX015-01	115	RSUF486FT-24	147
RRE2040-04	271	RSBX018-01	115	RSUF805FT-24	147
RRE2040P-01	271	RSC504012-01	126	RSUF805FTE-24	147
RRE2040P-04	271	RSC604015-01	126	RSUF966FT-24	147
RRE3030-04	271	RSD12CCT3M-01	217	RSUF966FTE-24	147
RRE3040-01	272	RSD18CCT3M-01	217	RSW44-P	460
RRE3040-04	272	RSD24CCT3M-01	217	RT-01	387
RRE3040P-01	272	RSD6CCT3M-01	217	RT-04	387
RRE3040P-04	272	RSF201-01	199	RTA-01	387
RRE5030-04	272	RSF201-03	199	RTC184006-01	121
RRE5040-01	272	RSF201-13	199	RTC364012-01	121
RRE5040-04	272	RSF20165-01	203, 401	RTC454015-01	121
RRF10	466	RSF20165-03	203, 401	RTI1330-25	300
RRO1840-04	262	RSF20165-13	203, 401	RTK1240-01	376
RS100LEDCCT3-01	245	RSF208-01	201	RTK1240-04	376
RS100LEDCCT3E-01	245	RSF208-03	201	RTM2540-01	379
RS100LEDCCT3ES-01	245	RSF208-13	201	RTM2540-04	379
RS100LEDCCT3S-01	245	RSH7LED-01	408	RTM3530-01	379
RS10165-01	404	RSH7LED-03	408	RTM3530-04	379
RS10165-03	404	RSI4L-01	418	RTM3540-01	379
RS10165-13	404	RSI4LST-01	418	RTM3540-04	379
RS101655GZ-13	405	RSL28406060-01	110	RTS07X0-01	190
RS10165GZ-01	405	RSN10040DAS4-04	159	RTSK15	387
RS10165GZ-03	405	RSN10050DAS4-04	159	RTW0130RG-24	289
RS150LEDCCT3-01	245	RSN15040DAS4-04	159	RTW0130SQ-24	289
RS150LEDCCT3E-01	245	RSN15040MW-04	159	RTW0230C-24	289
RS201E-01	229	RSN15050DAS4-04	159	RTW0230RGL-24	289
RS201E-02	229	RSN20040DAS4-04	159	RTW0330C-24	289
RS201E-03	229	RSN20050DAS4-04	159	RTW0330RG-24	289
RS201E-13	229	RSNX40DA-04	162	RTW0330SQ-24	289
RS208E-01	229	RSO240P-01	281	RTY1030-01	375
RS208E-02	229	RSO240P-04	281	RTY1030-04	375
RS208E-03	229	RSO340P-01	281	RTY1040-01	375
RS208E-13	229	RSO340P-04	281	RTY1040-04	375
RS806GZ-01	383	RSO740P-01	281	RU360-01	448
RS806GZ-13	383	RSO740P-04	281	RUL050730-01	185
RS806GZ3-13	383	RSP30406060UGR-01	108	RUL050740-01	185
RSB104006-01	113	RSP30506060UGR-01	108	RUL0530-01	183
RSB204006-01	113	RSS1P5-01	423	RUL0540-01	183
RSB204012-01	113	RSS1P5D-01	423	RUL05X0-01	183
RSB294015-01	113	RSUF244FT-24	147	RUL070WIFI-01	52
RSB394018-01	113	RSUF244FTE-24	147	RUL0730-01	183

GENERAL INFORMATION

INDICES BY PRODUCT CODE

RUL0740-01	183	RVA4K673	313	RVACCT1-C12	328
RUL07X0-01	183	RVA4K675	313	RVACCT1-C2	328
RUL07X4-01	180	RVA4Z-RC	345	RVACCT1-CRTL	342
RULT06X4-01	181	RVA5012DUN-PSU	339	RVACCT1-CX	328
RVA10012IP67-PSU	340	RVA5012IP67-PSU	340	RVACCT1-L	330
RVA10012-PSU	338	RVA5024DUN-PSU	339	RVACCT1-T	330
RVA10024IP67-PSU	340	RVA6012-PSU	338	RVACCT1W50	350
RVA10024-PSU	338	RVA6024IP67N-PSU	340	RVACCT1-WIFI	46, 349
RVA12RGBW2030-30	321	RVA67CCT2-C	331	RVACCT1-WP	343
RVA12RGBW2030-40	321	RVA67CCT2-C1	331	RVACCT1-X	330
RVA12RGBW6730-30	321	RVA67CCT2-C12	331	RVACCT2-C1	331
RVA12RGBW6730-40	321	RVA67CCT2-C2	331	RVACCT2N-C	331
RVA14RGB2050	319	RVA67-EC	329	RVACCT2N-C1	331
RVA14RGB6730	319	RVA67-G	329, 331, 336	RVACCT2N-C12	331
RVA15024-PSU	338	RVA67-H	329, 331, 336	RVACCT2N-C2	331
RVA1512-PSU	338	RVA67N-C	329	RVACCT2-WIFI	46, 349
RVA1524-PSU	338	RVA67N-C1	329	RVAL5242030-30	325
RVA18012-PSU	338	RVA67N-C12	329	RVAL5242030-40	325
RVA192CCT22050	323	RVA67N-C2	329	RVAL5246730-30	325
RVA192CCT26730	323	RVA67RGBN-C1	329	RVAL5246730-40	325
RVA20012IP67-PSU	340	RVA67RGBN-C12	329	RVARGB3K1	311
RVA20024IP67-PSU	340	RVA67RGBN-C2	329	RVARGB3K3	311
RVA25024-PSU	338	RVA67RGBW-C2	329	RVARGB3K5	311
RVA3012DU-PSU	339	RVA67RGBW-C	329	RVARGB3K671	313
RVA3012-PSU	338	RVA67RGBWN-C	329	RVARGB3K673	313
RVA3024DU-PSU	339	RVA67RGBWN-C1	329	RVARGB3K675	313
RVA3024-PSU	338	RVA67RGBWN-C12	329	RVARGB4K1	311
RVA3K1	311	RVA67RGBWN-C2	329	RVARGB4K3	311
RVA3K3	311	RVA72RGB2050	319	RVARGB4K5	311
RVA3K5	311	RVA72RGB6730	319	RVARGB4K671	313
RVA3K671	313	RVA7512DUN-PSU	339	RVARGB4K673	313
RVA3K673	313	RVA7524DUN-PSU	339	RVARGB4K675	313
RVA3K675	313	RVA96226730	317	RVARGB-AMP	347
RVA48302050	315	RVA96302050	317	RVARGB-CRTL	342
RVA48306730	315	RVA96306730	317	RVARGBL-CONN	330
RVA4830LCN-L	328	RVA9630LCN-L	328	RVARGBN-C	328
RVA4830LCN-R	328	RVA9630LCN-R	328	RVARGBN-C1	328
RVA48402050	315	RVA96402050	317	RVARGBN-C12	328
RVA48406730	315	RVA96406730	317	RVARGBN-C2	328
RVA4840LCN-L	328	RVA9640LCN-L	328	RVARGBT-CONN	330
RVA4840LCN-R	328	RVA9640LCN-R	328	RVARGBW50	350
RVA4CH-REC	344	RVA96CCT22050	323	RVARGBW-AMP	347
RVA4K1	311	RVA96CCT26730	323	RVARGBW-CRTL	342
RVA4K3	311	RVACCT1-AMP	346	RVARGB-WIFI	46, 349
RVA4K5	311	RVACCT1-C	328	RVARGBWL-CONN	330
RVA4K671	313	RVACCT1-C1	328	RVARGBWN-C	328

GENERAL INFORMATION

INDICES BY PRODUCT CODE

RVARGBWN-C1	328
RVARGBWN-C12	328
RVARGBWN-C2	328
RVARGB-WP	343
RVARGBWT-CONN	330
RVARGBWW50	350
RVARGBW-WIFI	46, 349
RVARGBW-WP	343
RVARGBWX-CONN	330
RVARGBX-CONN	330
RVBIP1	350
RVBIP2	350
RVR1040-01	219
RVR1840-01	219
RVR2440-01	219
RVUF122FT-24	151
RVUF242FT-24	151
RVUF244FT-24	151
RVUF405FT-24	153
RVUF405FTE-24	153
RVUF484FT-24	151
RVUF486FT-24	153
RVUF805FT-24	153
RVUF805FTE-24	153
RVUF966FT-24	153
RXZ10DIM3-CTRL	91
RXZ10DIM-CTRL	92
RXZDL65	95
RXZMMEN-01	96
RXZMUL20	97
RXZMW1565	94
RYA2P530-13	397
RYA2P540-13	397
SCGZ1050	466
TLSC	467

GENERAL INFORMATION

CONTACT US

SALES ORDER PLACEMENT

Email: fasttrackmyorder@robus.com

Simply email your order to this address displaying all the details you would usually place on a faxed sales order:

- your company name and branch
- your desired products and quantity thereof
- your purchase order number

Upon receipt of your order, a member of our internal sales team will input your order. You will receive an email confirmation of your order placement.

Tel: + 353 1 709 9050

UK Freephone: 0800 973 220

Fax: + 353 1 709 9060

UK Freefax: 0800 973 221

GENERAL ENQUIRIES

Tel: + 353 1 709 9000

Fax: + 353 1 709 9060

Email: info@robus.com

TECHNICAL ENQUIRIES

Email: technical@robus.com

ONLINE ORDERING

ROBUSdirect allows stockists direct access to our warehouse!

www.robusdirect.com

OFFICES

We have two distribution centres in Europe, one in Dublin, Ireland and one in the UK. These facilities enable quick turnaround of orders. Orders placed in the UK will be delivered within 24 hours (Geographical Exceptions apply).

LED Group

Nangor Road, Dublin 12,
D12 E7VP, Ireland

Tel: +353 1 709 9000

Fax: +353 1 709 9060

LED Group (UK Office)

Bracknell Enterprise & Innovation Hub
Ocean House

12th Floor, The Ring
Bracknell

Berkshire RG12 1AX

United Kingdom

Tel: 0800 973 220

Fax: 0800 973 221

LED Group, ROBUS (Australia Office)

Suite B, 2 Pittwin Road

Capalaba

Queensland 4157

Tel: +61 7 3890 5444

Fax: +61 7 3890 4777

WEBSITE

Visit our website for up to date news, new product information, PDF versions of our product brochures and much more. **www.robus.com**

Email: info@robus.com

www.robus.com

www.robusdirect.com

LinkedIn: ROBUS Lighting

Twitter: @ROBUSLighting

Facebook: ROBUS Lighting

Youtube: ROBUS Lighting



VISION
TO BE OUR CUSTOMERS' MOST
TRUSTED LED LIGHTING BRAND.

VALUE PROPOSITION

TRUST ROBUS
TO BE EASY TO
DEAL WITH

TRUST ROBUS
TO SUPPLY HIGH
QUALITY, RELIABLE
LIGHTING
PRODUCTS

TRUST ROBUS
FOR
MARKET-LED
INNOVATION

VALUES

AMBITION

FAST PACED

ACCOUNTABILITY

CUSTOMER FOCUSED

EMPOWERMENT

PEOPLE FIRST

ATTRACT

DEVELOP

RETAIN

ROBUS CATALOGUE

HEAD OFFICE

NANGOR ROAD,
DUBLIN 12,
D12 E7VP, IRELAND
TEL: +353 1 709 9000
FAX: +353 1 709 9060

UK OFFICE

BRACKNELL ENTERPRISE
& INNOVATION HUB
OCEAN HOUSE
12TH FLOOR, THE RING
BRACKNELL
BERKSHIRE RG12 1AX
UNITED KINGDOM
TEL: 0800 973 220
FAX: 0800 973 221

AUSTRALIA OFFICE

SUITE B, 2 PITWIN ROAD
CAPALABA
QUEENSLAND 4157
AUSTRALIA
TEL: +617 3890 5444
FAX: +617 3890 4777

E. INFO@ROBUS.COM
WWW. ROBUS.COM
WWW. ROBUSDIRECT.COM

TRUST
ROBUS[®]